

|   |             |  |                   |  |  |           |  |  |  |  |  |  |  |  |  |  |  |
|---|-------------|--|-------------------|--|--|-----------|--|--|--|--|--|--|--|--|--|--|--|
| <b>VIN:</b>   |             |  |                   |  |  |           |  |  |  |  |  |  |  |  |  |  |  |
| <b>MODEL:</b>   |             |  |                   |  |  |           | <b>OWNER<br/>NAME &amp;<br/>ADDRESS</b>                                  |  |  |  |  |  |  |  |  |  |  |
| <b>VARIANT:</b>   |             |  |                   |  |  |           |  |  |  |  |  |  |  |  |  |  |  |
| <b>COLOUR:</b>  |             |  |                   |  |  |           |  |  |  |  |  |  |  |  |  |  |  |
| <b>ENGINE NO.:</b>  |             |  |                   |  |  |           | <b>CONTACT NO.</b>   |  |  |  |  |  |  |  |  |  |  |
| <b>KEY NO.:</b>   |             |  |                   |  |  |           | <b>E-mail ID:</b>  |  |  |  |  |  |  |  |  |  |  |
| <b>INVOICE DATE:</b>  |             |  |                   |  |  |           | <b>SELLING<br/>DEALER NAME<br/>&amp; CODE</b>                            |  |  |  |  |  |  |  |  |  |  |
| <b>ODOMETER READING</b>   |             |  |                   |  |  | <b>KM</b> |  |  |  |  |  |  |  |  |  |  |  |
| <b>REGISTRATION NO.:</b>  |             |  |                   |  |  |           |  |  |  |  |  |  |  |  |  |  |  |
| <b>BATTERY MAKE:</b>  |             |  |                   |  |  |           | <b>DEALER<br/>SHOWROOM<br/>ADDRESS &amp;<br/>CONTACT NO.<br/>(STAMP)</b> |  |  |  |  |  |  |  |  |  |  |
| <b>BATTERY NO.:</b>   |             |  |                   |  |  |           |  |  |  |  |  |  |  |  |  |  |  |
| <b>BATTERY BATCH</b>  |             |  |                   |  |  |           |  |  |  |  |  |  |  |  |  |  |  |
| <b>TYRE</b>   | <b>MAKE</b> |  | <b>BATCH CODE</b> |  |  |           |  |  |  |  |  |  |  |  |  |  |  |
| Front Right   |             |  |                   |  | <b>CONTACT NO.<br/>FOR SERVICE<br/>APPOINTMENT<br/>&amp; SUPPORT</b> |           |  |  |  |  |  |  |  |  |  |  |  |
| Front Left  |             |  |                   |  |  |           |  |  |  |  |  |  |  |  |  |  |  |
| Rear Right  |             |  |                   |  |  |           |  |  |  |  |  |  |  |  |  |  |  |
| Rear Left   |             |  |                   |  |  |           |  |  |  |  |  |  |  |  |  |  |  |
| Spare   |             |  |                   |  |  |           |  |  |  |  |  |  |  |  |  |  |  |
| <p>For any assistance with regard to our product, please contact General Manager/Works Manager at any of our Dealer or Authorised Service Station. For additional enquiry you may contact our Regional Office or Service Department. The addresses and phone numbers are given in Service Network section of this Manual.</p> |             |  |                   |  |  |           |  |  |  |  |  |  |  |  |  |  |  |

**CUSTOMER SERVICE MAINTENANCE RECORD**

| INSPECTION SCHEDULE   | DATE OF SERVICE | MILEAGE (KM) | NAME OF SERVICING WORKSHOP |
|---|-----------------|--------------|----------------------------|
| 1 <sup>st</sup> Free inspection service - 1000 KM / 1 Months      |                 |              |                            |
| 2 <sup>nd</sup> Free inspection service - 5000 KM / 6 Months      |                 |              |                            |
| 3 <sup>rd</sup> Free inspection service - 10000 KM / 12 Months    |                 |              |                            |
| 1 <sup>st</sup> Paid inspection service - 20000 KM / 24 Months    |                 |              |                            |
| 2 <sup>nd</sup> Paid inspection service - 30000 KM / 36 Months    |                 |              |                            |
| 3 <sup>rd</sup> Paid inspection service - 40000 KM / 48 Months    |                 |              |                            |
| 4 <sup>th</sup> Paid inspection service - 50000 KM / 60 Months    |                 |              |                            |
| 5 <sup>th</sup> Paid inspection service - 60000 KM / 72 Months    |                 |              |                            |
| 6 <sup>th</sup> Paid inspection service - 70000 KM / 84 Months    |                 |              |                            |
| 7 <sup>th</sup> Paid inspection service - 80000 KM / 96 Months    |                 |              |                            |
| 8 <sup>th</sup> Paid inspection service - 90000 KM / 108 Months   |                 |              |                            |
| 9 <sup>th</sup> Paid inspection service - 100000 KM / 120 Months  |                 |              |                            |
| 10 <sup>th</sup> Paid inspection service - 110000 KM / 132 Months |                 |              |                            |
| 11 <sup>th</sup> Paid inspection service - 120000 KM / 144 Months |                 |              |                            |
| 12 <sup>th</sup> Paid inspection service - 130000 KM / 156 Months |                 |              |                            |

**Maruti Suzuki Network can be viewed by installing below Mobile Apps:**

**For Arena Models:**



**Maruti care**

**For Nexa Models:**



**Nexa**



**1ST. FREE INSPECTION COUPON**

(Customer's copy)

(1,000 KM or 1 MONTH)

|   |  |  |   |   |   |   |   |   |  |  |  |  |
|---|--|--|---|---|---|---|---|---|--|--|--|--|
| Model Name                                |  |  |   |   |   |   |   |   |  |  |  |  |
| Model Code*                               |  |  |   |   |   |   |   |   |  |  |  |  |
| VIN                                       |  |  |   |   |   |   |   |   |  |  |  |  |
| Engine No.                                |  |  |   |   |   |   |   |   |  |  |  |  |
| Mileage                                   |  |  |   |   |   |   |   |   |  |  |  |  |
| Invoice Date                              |  |  | D | D | M | M | Y | Y |  |  |  |  |
| Date of Inspection                        |  |  | D | D | M | M | Y | Y |  |  |  |  |
| Registration No.                          |  |  |   |   |   |   |   |   |  |  |  |  |
| Customer Name                             |  |  |   |   |   |   |   |   |  |  |  |  |
| Ph. No.                                   |  |  |   |   |   |   |   |   |  |  |  |  |
| Service workshop / MASS Code (fill below) |  |  |   |   |   |   |   |   |  |  |  |  |
|   |  |  |   |   |   |   |   |   |  |  |  |  |

**COST OF MATERIALS AND CONSUMABLES TO BE BORNE BY CUSTOMER**Workshop In charge  
Signature**For periodic maintenance schedule,  
refer to "Inspection and Maintenance"  
section of this manual****1ST. FREE INSPECTION COUPON**

(Selling dealer copy)

(1,000 KM or 1 MONTH)

|   |  |  |   |   |   |   |   |   |  |  |  |  |
|---|--|--|---|---|---|---|---|---|--|--|--|--|
| Model Name                                |  |  |   |   |   |   |   |   |  |  |  |  |
| Model Code*                               |  |  |   |   |   |   |   |   |  |  |  |  |
| VIN                                       |  |  |   |   |   |   |   |   |  |  |  |  |
| Engine No.                                |  |  |   |   |   |   |   |   |  |  |  |  |
| Mileage                                   |  |  |   |   |   |   |   |   |  |  |  |  |
| Invoice Date                              |  |  | D | D | M | M | Y | Y |  |  |  |  |
| Date of Inspection                        |  |  | D | D | M | M | Y | Y |  |  |  |  |
| Registration No.                          |  |  |   |   |   |   |   |   |  |  |  |  |
| Customer Name                             |  |  |   |   |   |   |   |   |  |  |  |  |
| Ph. No.                                   |  |  |   |   |   |   |   |   |  |  |  |  |
| Service workshop / MASS Code (fill below) |  |  |   |   |   |   |   |   |  |  |  |  |
|   |  |  |   |   |   |   |   |   |  |  |  |  |

**COST OF MATERIALS AND CONSUMABLES TO BE BORNE BY CUSTOMER**Workshop In charge  
Signature**1ST. FREE INSPECTION COUPON**

(Servicing W/S copy)

(1,000 KM or 1 MONTH)

|   |  |  |   |   |   |   |   |   |  |  |  |  |
|---|--|--|---|---|---|---|---|---|--|--|--|--|
| Model Name                                |  |  |   |   |   |   |   |   |  |  |  |  |
| Model Code*                               |  |  |   |   |   |   |   |   |  |  |  |  |
| VIN                                       |  |  |   |   |   |   |   |   |  |  |  |  |
| Engine No.                                |  |  |   |   |   |   |   |   |  |  |  |  |
| Mileage                                   |  |  |   |   |   |   |   |   |  |  |  |  |
| Invoice Date                              |  |  | D | D | M | M | Y | Y |  |  |  |  |
| Date of Inspection                        |  |  | D | D | M | M | Y | Y |  |  |  |  |
| Registration No.                          |  |  |   |   |   |   |   |   |  |  |  |  |
| Customer Name                             |  |  |   |   |   |   |   |   |  |  |  |  |
| Ph. No.                                   |  |  |   |   |   |   |   |   |  |  |  |  |
| Service workshop / MASS Code (fill below) |  |  |   |   |   |   |   |   |  |  |  |  |
|   |  |  |   |   |   |   |   |   |  |  |  |  |

**COST OF MATERIALS AND CONSUMABLES TO BE BORNE BY CUSTOMER**Workshop In charge  
Signature

### 1ST. FREE INSPECTION COUPON

(Servicing W/S copy)

(1,000 KM or 1 MONTH)

Stamp of Selling dealer  
(Code & Full Address)

#### For Servicing Workshop

1. Please Fill up Model codes correctly.
2. Please fill up Complete VIN.
3. Please fill up customer name and Phone No. details legibly and correctly for the latest owner.
4. Free service coupon of selling dealer not operational at present, should be sent to MSIL on monthly basis.

Service Division  
Maruti Suzuki India Limited

### 1ST. FREE INSPECTION COUPON

(Selling dealer copy)

(1,000 KM or 1 MONTH)

Stamp of Selling dealer  
(Code & Full Address)

#### For Servicing Workshop

1. Please Fill up Model codes correctly.
2. Please fill up Complete VIN.
3. Please fill up customer name and Phone No. details legibly and correctly for the latest owner.
4. Free service coupon of selling dealer not operational at present, should be sent to MSIL on monthly basis.

Service Division  
Maruti Suzuki India Limited

### 1ST. FREE INSPECTION COUPON

(Customer's copy)

(1,000 KM or 1 MONTH)

Stamp of Selling dealer  
(Code & Full Address)

#### For Servicing Workshop

1. Please Fill up Model codes correctly.
2. Please fill up Complete VIN.
3. Please fill up customer name and Phone No. details legibly and correctly for the latest owner.
4. Free service coupon of selling dealer not operational at present, should be sent to MSIL on monthly basis.

Service Division  
Maruti Suzuki India Limited

**2ND. FREE INSPECTION COUPON**

(Customer's copy)

(5,000 KM or 6 MONTHS)

|   |  |  |  |  |  |  |  |  |  |  |  |  |
|---|--|--|--|--|--|--|--|--|--|--|--|--|
| Model Name                                |  |  |  |  |  |  |  |  |  |  |  |  |
| Model Code*                               |  |  |  |  |  |  |  |  |  |  |  |  |
| VIN                                       |  |  |  |  |  |  |  |  |  |  |  |  |
| Engine No.                                |  |  |  |  |  |  |  |  |  |  |  |  |
| Mileage                                   |  |  |  |  |  |  |  |  |  |  |  |  |
| Invoice Date                              |  |  |  |  |  |  |  |  |  |  |  |  |
| Date of Inspection                        |  |  |  |  |  |  |  |  |  |  |  |  |
| Registration No.                          |  |  |  |  |  |  |  |  |  |  |  |  |
| Customer Name                             |  |  |  |  |  |  |  |  |  |  |  |  |
| Ph. No.                                   |  |  |  |  |  |  |  |  |  |  |  |  |
| Service workshop / MASS Code (fill below) |  |  |  |  |  |  |  |  |  |  |  |  |
|   |  |  |  |  |  |  |  |  |  |  |  |  |

**COST OF MATERIALS AND CONSUMABLES TO BE BORNE BY CUSTOMER**Workshop In charge  
Signature**For periodic maintenance schedule,  
refer to "Inspection and Maintenance"  
section of this manual****2ND. FREE INSPECTION COUPON**

(Selling dealer copy)

(5,000 KM or 6 MONTHS)

|   |  |  |  |  |  |  |  |  |  |  |  |  |
|---|--|--|--|--|--|--|--|--|--|--|--|--|
| Model Name                                |  |  |  |  |  |  |  |  |  |  |  |  |
| Model Code*                               |  |  |  |  |  |  |  |  |  |  |  |  |
| VIN                                       |  |  |  |  |  |  |  |  |  |  |  |  |
| Engine No.                                |  |  |  |  |  |  |  |  |  |  |  |  |
| Mileage                                   |  |  |  |  |  |  |  |  |  |  |  |  |
| Invoice Date                              |  |  |  |  |  |  |  |  |  |  |  |  |
| Date of Inspection                        |  |  |  |  |  |  |  |  |  |  |  |  |
| Registration No.                          |  |  |  |  |  |  |  |  |  |  |  |  |
| Customer Name                             |  |  |  |  |  |  |  |  |  |  |  |  |
| Ph. No.                                   |  |  |  |  |  |  |  |  |  |  |  |  |
| Service workshop / MASS Code (fill below) |  |  |  |  |  |  |  |  |  |  |  |  |
|   |  |  |  |  |  |  |  |  |  |  |  |  |

**COST OF MATERIALS AND CONSUMABLES TO BE BORNE BY CUSTOMER**Workshop In charge  
Signature**2ND. FREE INSPECTION COUPON**

(Servicing W/S copy)

(5,000 KM or 6 MONTHS)

|   |  |  |  |  |  |  |  |  |  |  |  |  |
|---|--|--|--|--|--|--|--|--|--|--|--|--|
| Model Name                                |  |  |  |  |  |  |  |  |  |  |  |  |
| Model Code*                               |  |  |  |  |  |  |  |  |  |  |  |  |
| VIN                                       |  |  |  |  |  |  |  |  |  |  |  |  |
| Engine No.                                |  |  |  |  |  |  |  |  |  |  |  |  |
| Mileage                                   |  |  |  |  |  |  |  |  |  |  |  |  |
| Invoice Date                              |  |  |  |  |  |  |  |  |  |  |  |  |
| Date of Inspection                        |  |  |  |  |  |  |  |  |  |  |  |  |
| Registration No.                          |  |  |  |  |  |  |  |  |  |  |  |  |
| Customer Name                             |  |  |  |  |  |  |  |  |  |  |  |  |
| Ph. No.                                   |  |  |  |  |  |  |  |  |  |  |  |  |
| Service workshop / MASS Code (fill below) |  |  |  |  |  |  |  |  |  |  |  |  |
|   |  |  |  |  |  |  |  |  |  |  |  |  |

**COST OF MATERIALS AND CONSUMABLES TO BE BORNE BY CUSTOMER**Workshop In charge  
Signature

## 2ND. FREE INSPECTION COUPON

(Servicing W/S copy)

(5,000 KM or 6 MONTHS)

Stamp of Selling dealer  
(Code & Full Address)

### For Servicing Workshop

1. Please Fill up Model codes correctly.
2. Please fill up Complete VIN.
3. Please fill up customer name and Phone No. details legibly and correctly for the latest owner.
4. Free service coupon of selling dealer not operational at present, should be sent to MSIL on monthly basis.

Service Division  
Maruti Suzuki India Limited

## 2ND. FREE INSPECTION COUPON

(Selling dealer copy)

(5,000 KM or 6 MONTHS)

Stamp of Selling dealer  
(Code & Full Address)

### For Servicing Workshop

1. Please Fill up Model codes correctly.
2. Please fill up Complete VIN.
3. Please fill up customer name and Phone No. details legibly and correctly for the latest owner.
4. Free service coupon of selling dealer not operational at present, should be sent to MSIL on monthly basis.

Service Division  
Maruti Suzuki India Limited

## 2ND. FREE INSPECTION COUPON

(Customer's copy)

(5,000 KM or 6 MONTHS)

Stamp of Selling dealer  
(Code & Full Address)

### For Servicing Workshop

1. Please Fill up Model codes correctly.
2. Please fill up Complete VIN.
3. Please fill up customer name and Phone No. details legibly and correctly for the latest owner.
4. Free service coupon of selling dealer not operational at present, should be sent to MSIL on monthly basis.

Service Division  
Maruti Suzuki India Limited

**3RD. FREE INSPECTION COUPON**

(Customer's copy) (10,000 KM or 12 MONTHS)

|   |  |   |   |   |   |   |   |  |  |  |  |
|---|--|---|---|---|---|---|---|--|--|--|--|
| Model Name                                |  |   |   |   |   |   |   |  |  |  |  |
| Model Code*                               |  |   |   |   |   |   |   |  |  |  |  |
| VIN                                       |  |   |   |   |   |   |   |  |  |  |  |
| Engine No.                                |  |   |   |   |   |   |   |  |  |  |  |
| Mileage                                   |  |   |   |   |   |   |   |  |  |  |  |
| Invoice Date                              |  | D | D | M | M | Y | Y |  |  |  |  |
| Date of Inspection                        |  | D | D | M | M | Y | Y |  |  |  |  |
| Registration No.                          |  |   |   |   |   |   |   |  |  |  |  |
| Customer Name                             |  |   |   |   |   |   |   |  |  |  |  |
|   |  |   |   |   |   |   |   |  |  |  |  |
| Ph. No.                                   |  |   |   |   |   |   |   |  |  |  |  |
| Service workshop / MASS Code (fill below) |  |   |   |   |   |   |   |  |  |  |  |
|   |  |   |   |   |   |   |   |  |  |  |  |

**COST OF MATERIALS AND CONSUMABLES TO BE BORNE BY CUSTOMER**Workshop In charge  
Signature**For periodic maintenance schedule,  
refer to "Inspection and Maintenance"  
section of this manual****3RD. FREE INSPECTION COUPON**

(Selling dealer copy) (10,000 KM or 12 MONTHS)

|   |  |   |   |   |   |   |   |  |  |  |  |
|---|--|---|---|---|---|---|---|--|--|--|--|
| Model Name                                |  |   |   |   |   |   |   |  |  |  |  |
| Model Code*                               |  |   |   |   |   |   |   |  |  |  |  |
| VIN                                       |  |   |   |   |   |   |   |  |  |  |  |
| Engine No.                                |  |   |   |   |   |   |   |  |  |  |  |
| Mileage                                   |  |   |   |   |   |   |   |  |  |  |  |
| Invoice Date                              |  | D | D | M | M | Y | Y |  |  |  |  |
| Date of Inspection                        |  | D | D | M | M | Y | Y |  |  |  |  |
| Registration No.                          |  |   |   |   |   |   |   |  |  |  |  |
| Customer Name                             |  |   |   |   |   |   |   |  |  |  |  |
|   |  |   |   |   |   |   |   |  |  |  |  |
| Ph. No.                                   |  |   |   |   |   |   |   |  |  |  |  |
| Service workshop / MASS Code (fill below) |  |   |   |   |   |   |   |  |  |  |  |
|   |  |   |   |   |   |   |   |  |  |  |  |

**COST OF MATERIALS AND CONSUMABLES TO BE BORNE BY CUSTOMER**Workshop In charge  
Signature**3RD. FREE INSPECTION COUPON**

(Servicing W/S copy) (10,000 KM or 12 MONTHS)

|   |  |   |   |   |   |   |   |  |  |  |  |
|---|--|---|---|---|---|---|---|--|--|--|--|
| Model Name                                |  |   |   |   |   |   |   |  |  |  |  |
| Model Code*                               |  |   |   |   |   |   |   |  |  |  |  |
| VIN                                       |  |   |   |   |   |   |   |  |  |  |  |
| Engine No.                                |  |   |   |   |   |   |   |  |  |  |  |
| Mileage                                   |  |   |   |   |   |   |   |  |  |  |  |
| Invoice Date                              |  | D | D | M | M | Y | Y |  |  |  |  |
| Date of Inspection                        |  | D | D | M | M | Y | Y |  |  |  |  |
| Registration No.                          |  |   |   |   |   |   |   |  |  |  |  |
| Customer Name                             |  |   |   |   |   |   |   |  |  |  |  |
|   |  |   |   |   |   |   |   |  |  |  |  |
| Ph. No.                                   |  |   |   |   |   |   |   |  |  |  |  |
| Service workshop / MASS Code (fill below) |  |   |   |   |   |   |   |  |  |  |  |
|   |  |   |   |   |   |   |   |  |  |  |  |

**COST OF MATERIALS AND CONSUMABLES TO BE BORNE BY CUSTOMER**Workshop In charge  
Signature

**3RD. FREE INSPECTION COUPON**

(Servicing W/S copy) (10,000 KM or 12 MONTHS)

Stamp of Selling dealer  
(Code & Full Address)

**For Servicing Workshop**

1. Please Fill up Model codes correctly.
2. Please fill up Complete VIN.
3. Please fill up customer name and Phone No. details legibly and correctly for the latest owner.
4. Free service coupon of selling dealer not operational at present, should be sent to MSIL on monthly basis.

Service Division  
Maruti Suzuki India Limited

**3RD. FREE INSPECTION COUPON**

(Selling dealer copy) (10,000 KM or 12 MONTHS)

Stamp of Selling dealer  
(Code & Full Address)

**For Servicing Workshop**

1. Please Fill up Model codes correctly.
2. Please fill up Complete VIN.
3. Please fill up customer name and Phone No. details legibly and correctly for the latest owner.
4. Free service coupon of selling dealer not operational at present, should be sent to MSIL on monthly basis.

Service Division  
Maruti Suzuki India Limited

**3RD. FREE INSPECTION COUPON**

(Customer's copy) (10,000 KM or 12 MONTHS)

Stamp of Selling dealer  
(Code & Full Address)

**For Servicing Workshop**

1. Please Fill up Model codes correctly.
2. Please fill up Complete VIN.
3. Please fill up customer name and Phone No. details legibly and correctly for the latest owner.
4. Free service coupon of selling dealer not operational at present, should be sent to MSIL on monthly basis.

Service Division  
Maruti Suzuki India Limited



## FOREWORD

This manual is an essential part of your vehicle and should remain with the vehicle when resold or otherwise transferred to a new owner or operator. Please read this manual carefully before operating your new MARUTI SUZUKI and review the manual from time to time. It contains important information on safety, operation and maintenance. You are invited to avail the three Free Inspection Services as described in the manual. Three free inspection coupons are attached to this manual. Please show this manual to your dealer while you take your MARUTI SUZUKI for any Service.

To prolong the life of your vehicle and reduce maintenance cost, the periodic maintenance must be carried out according to "PERIODIC MAINTENANCE SCHEDULE" described in "INSPECTION AND MAINTENANCE" section of this manual. It is essential for preventing trouble and accidents to ensure your satisfaction and safety.

Daily inspection and care as per "DAILY INSPECTION CHECKLIST" described in the "INSPECTION AND MAINTENANCE" section of this manual is essential for prolonging the life of the vehicle and for safe driving.

MARUTI SUZUKI INDIA LIMITED believes in conservation and protection of Earth's natural resources.

To that end, we encourage every vehicle owner to recycle, trade-in or properly dispose of, as appropriate, used Engine Oil, coolant and other fluids, batteries and tyres etc.

### MARUTI SUZUKI INDIA LIMITED

**All information in this manual is based on the latest product information available at the time of publication. Due to improvements or other changes, there may be discrepancies between information in this manual and your vehicle. MARUTI SUZUKI INDIA LIMITED reserves the right to make production changes at any time, without notice and without incurring any obligation to make the same or similar changes to vehicles previously built or sold.**

**This vehicle may not comply with standards or regulations of other countries. Before attempting to register this vehicle in any other country, check all applicable regulations and make any necessary modifications.**

## IMPORTANT

### **WARNING/** **CAUTION/NOTICE/** **NOTE**

Please read this manual and follow its instructions carefully. To emphasize special information, the symbol and the words **WARNING**, **CAUTION**, **NOTICE** and **NOTE** have special meanings. Pay particular attention to messages highlighted by these signal words:

#### **WARNING**

Indicates a potential hazard that could result in death or serious injury.

#### **CAUTION**


Indicates a potential hazard that could result in minor or moderate injury.

#### **NOTICE**

Indicates a potential hazard that could result in vehicle damage.

#### **NOTE:**

Indicates special information to make maintenance easier or instructions clearer.



75F135

The circle with a slash in this manual means "Don't do this" or "Don't let this happen".

## MODIFICATION WARNING

### **WARNING**

Do not modify your vehicle. Modification could adversely affect safety, handling, performance, or durability and may violate governmental regulations. In addition, damage or performance problems resulting from modification may not be covered under warranty.

#### **NOTICE**

Improper installation of mobile communication equipment such as cellular telephones, CB (Citizen's Band) radios or any other wireless transmitters may cause electronic interference with your vehicle's ignition system, resulting in vehicle performance problems. Consult your authorised Maruti Suzuki workshop or qualified service technician for advice.

#### **NOTICE**

The diagnostic connector of your vehicle is prepared only for the specific diagnostic tool for inspection and service purpose. Connecting any other tool or device may interfere with electronic parts operations and cause running out of batteries.

## WARRANTY POLICY

Maruti Suzuki India Limited (hereinafter called "Maruti Suzuki"), warrants that each new Maruti Suzuki vehicle distributed in India by Maruti Suzuki and sold by an authorised Maruti Suzuki dealer will be free, under normal use and service, from any defects in material and workmanship at the time of manufacture SUBJECT TO THE FOLLOWING TERMS AND CONDITIONS:

### (1) Qualification:

To qualify for this warranty the vehicle must be delivered by a Maruti Suzuki authorised dealer and set-up, and serviced by a Maruti Suzuki authorised dealer / service station.

### (2) Term:

**The term of the warranty shall be twenty-four (24) months or 40,000 kilometers (whichever occurs first) from the date of invoice to the first owner.**

### (3) Maruti Suzuki Warranty Obligation:

If any defect(s) should be found in a Maruti Suzuki vehicle within the term stipulated above, Maruti Suzuki's only obligation is to repair or replace at its sole discretion any part shown to be defective, with a new part or the equivalent at no cost to the owner for parts or labour, when Maruti Suzuki acknowledges that such a defect is attributable to faulty material or workmanship at the time of manufacture. The owner is responsible for any repair or replacements which are not covered by this warranty.

### (4) Limitation:

This warranty shall not apply to:

- (a) Normal maintenance service required other than the three free services, including without limitation, oil and fluid changes, headlight aiming, fastener retightening, wheel balancing, wheel alignment and tyre rotation, cleaning of injectors, adjustments of ignition timing, clutch and valve clearance.
- (b) The replacement of normal wear parts including without limitation, bulbs, tyres and tubes, spark plugs, belts, hoses, filters, wiper blades, brushes, contact points, fuses, clutch disc, brake shoes, brake pads, cable and all rubber parts (except oil seal and glass run).
- (c) Any vehicle which has been used for competition or racing.
- (d) Any repairs or replacement required as a result of accidents or collision.
- (e) Any defects caused by misuse, negligence, abnormal use or insufficient care.
- (f) Any vehicle which has been modified or altered, including without limitation, the installation of performance accessories.
- (g) Any vehicle on which parts or accessories not approved by Maruti Suzuki have been used.
- (h) Any vehicle which has not been operated in accordance with the operating instructions in this Owner's Manual and Service Booklet.
- (i) Any vehicle which has not received, during the warranty term, the service inspections prescribed in this Owner's Manual and Service Booklet.
- (j) Any vehicle which has been assembled, disassembled, adjusted or repaired by other than an Maruti Suzuki authorised dealer/service station.
- (k) Any vehicle which has been used for purposes other than what it was designed for.

- (l) Any damage or deterioration caused by industrial pollution and bird droppings.
- (m) Insignificant defects which do not affect the function of the vehicle including without limitation, sound, vibration and fluid seep.
- (n) Any natural wear and tear including without limitation, ageing etc.
- (o) Installation and usage of domestic LPG gas/LPG Cylinder.
- (p) V-belts, hoses and gas leaks.
- (q) Any vehicle retrofitted with LPG/CNG kits.

**(5) Extent of Warranty:**

This warranty is the entire written warranty given by Maruti Suzuki for Maruti Suzuki vehicles and no dealer or its or his agent or employee is authorised to extend or enlarge this warranty and no dealer or its or his agent or employee is authorised to make any oral warranty on Maruti Suzuki's behalf.

Maruti Suzuki reserves the right to add any improvements or change the design of any model at any time with no obligation to make the same changes on units previously sold.

**(6) Warranty Service:**

To obtain warranty service, the complete vehicle must be presented at the owner's expenses to any authorised Maruti Suzuki workshop.

**(7) Owner's Warranty Responsibilities:**

It is responsibility of each owner to:

- Make certain that the PDI card was completed at the time of delivery of the vehicle;
- Have performed, at his own expenses, by an Maruti Suzuki authorised dealer/service station all the service inspections specified in the Maruti Suzuki "Owner's Manual and Service

Booklet" and maintain adequate proof that such service inspections have been performed.

- Make certain that the Maruti Suzuki authorised dealer/service station performing the service inspection has certified the work on the "Maintenance Service Record" page in the "Owner's Manual and Service Booklet" and
- Present the Maruti Suzuki "Owner's Manual and Service Booklet" to the authorised Maruti Suzuki dealer whenever requesting service inspections or warranty service.

If the "Owner's Manual and Service Booklet" should be lost or destroyed the owner should consult the authorised Maruti Suzuki dealer from whom the vehicle was purchased for instructions concerning replacement of the "Owner's Manual and Service Booklet".

**(8) Disclaimer of Consequential Damage:**

Maruti Suzuki assumes no responsibility for loss of vehicle, loss of time, inconvenience or any other indirect incidental or consequential damage resulting from the vehicle not being available to the owner because of any defect covered by this warranty.

**(9) Change of Owner**

Even if ownership of the vehicle changes, the remaining warranty period is effective for the new owner.

## EMISSION WARRANTY POLICY

Maruti Suzuki offers the Emission Warranty on all Maruti Suzuki vehicles (apart from the Regular Warranty and will run parallel to the regular product warranty) only in four metropolitan cities (**New Delhi, Kolkata, Mumbai and Chennai**) with effect from July 1st, 2001.

### Terms:

The Emission Warranty will be applicable for **80,000 kms or 3 years** (Whichever comes earlier) from the date of invoice to the first owner. The remaining warranty terms will be valid in case of any change in ownership provided the production of all valid documents.

### Conditions:

1. Under Emission Warranty, Warranty claims will be admitted for a prima facie examination, in case vehicle fails to meet the Emission Standard as specified in sub rule (2) of rule no. 115 of Central Motor Vehicles Rules (CMVR), 1989.
2. The warranty claims will only be accepted after examination carried out by Maruti Suzuki or it's dealer which leads to firm conclusions that the
  - a) Original settings have not been tampered in any case.
  - b) Part (as given in Annexure - A) has a manufacturing defect.
  - c) Vehicle is unable to meet the Emission Standards (as given in 1.), inspite of the vehicle having been maintained and used in accordance with the instructions as specified in Owner's Manual and Service Booklet and the used fuel and different oils (Engine oil, Transmission oil, Brake oil etc.) are also as per specification.
3. The method of examination for deciding the warranty of the parts will be at the sole discretion of Maruti Suzuki and it's dealer and results of the examination will be final and binding. If after examination, the warrantable condition is not established, Maruti Suzuki and it's dealer has the right to charge all, or part of the cost of such examination.
4. Under Emission Warranty, the parts (as given in Annexure - A) will be changed free of cost, but the consumables will be charged as per actual.
5. If the part covered under Emission Warranty or the associated parts, are not independently replaceable, on account of these being integral parts of a complete assembly, Maruti Suzuki and it's dealer will have the sole discretion to replace either the entire assembly or by using some of the parts of the system through suitable repairs or modifications.
6. Any consequential repairs or replacement of parts which may be found necessary to establish compliance of Emission Warranty, will not be considered under warranty, unless the same is under product warranty. The consumable will be charged as per actual under such repair or replacement.
7. Maruti Suzuki will not be responsible for the cost of transportation of the vehicle to the nearest Maruti Suzuki dealer workshop or any loss due to non-availability of the vehicle during the period of lodging of a warranty claim and examination and/or repair by Maruti Suzuki dealer.
8. Maruti Suzuki will not be responsible for any penalty that may be charged by statutory authorities on account of failure to comply with the EMISSION STANDARDS.
9. Emission Warranty will not be affected on the change of owner, provided all the documents are available.

10. All maintenance actions (as specified in the Owner's Manual and Service Booklet) need to be followed and recorded in the manual for emission warranty.

11. The customer needs to produce the PUC (Pollution Under Control) certificate valid for the period preceding the test during which the failure is discovered. The receipts (for the maintenance of the vehicle as per specification in Owner's Manual and Service Booklet from the date of original purchase of the vehicle) will also be required.

#### **Conditions under which the Emission Warranty is not APPLICABLE**

1. In the absence of valid PUC certificate.
2. Vehicle not serviced from Maruti Suzuki authorised workshop as per the schedule specified in this Owner's Manual and Service Booklet.
3. Vehicle subjected to abnormal use (accident, motor race, rallies or for the purpose of establishing the records etc).
4. Use of non MGP (Maruti Genuine Part).
5. Vehicle that has been tampered with.
6. Tampering with odometer so that the actual kilometer reading can not be determined.
7. Use of adulterated fuel and/or unspecified oils (Engine oil, Transmission oil and Brake oil etc).

#### **Annexure - A**

List of parts covered under Emission Warranty

1. Fuel Injection Assembly, Pressure Regulator, Throttle Body Assembly
2. Electronic Control Module (ECM).
3. Intake Manifold.
4. EGR valve.
5. Ignition Coil.
6. Canister Assembly.
7. Vapour Liquid Separator.
8. Fuel Tank and Filler Cap.
9. PCV (Positive Crankcase Ventilation) Valve.
10. Oil Filler Cap.
11. Catalytic Converter.
12. Exhaust Manifold.
13. All Fuel Injection System related sensors.
14. High Pressure Fuel Pump.
15. Glow Plug.
16. Glow Plug Controller.

---

## TABLE OF CONTENTS

|                              |    |
|------------------------------|----|
| FUEL RECOMMENDATION          | 1  |
| BEFORE DRIVING               | 2  |
| OPERATING YOUR VEHICLE       | 3  |
| DRIVING TIPS                 | 4  |
| OTHER CONTROLS AND EQUIPMENT | 5  |
| VEHICLE LOADING AND TOWING   | 6  |
| INSPECTION AND MAINTENANCE   | 7  |
| EMERGENCY SERVICE            | 8  |
| APPEARANCE CARE              | 9  |
| GENERAL INFORMATION          | 10 |
| SPECIFICATIONS               | 11 |
| SERVICE NETWORK              | 12 |






FUEL RECOMMENDATION

FUEL RECOMMENDATION

Fuel Recommendation ..... 1-1

1



82PM01001

## FUEL RECOMMENDATION

### Fuel Recommendation


You must use diesel fuel with Cetane Number (CN) higher than 51 and sulphur content less than 50 ppm (parts per million). MARUTI SUZUKI recommends to use the diesel fuel conformable to EN590. Do not use marine diesel fuel, heating oils and so forth.

#### **NOTICE**

The fuel tank has an air space to allow for fuel expansion in hot weather. If you continue to add fuel after the filler nozzle has automatically shut off or an initial blowback occurs, the air chamber will become full. Exposure to heat when fully fuelled in this manner will result in leakage due to fuel expansion. To prevent such fuel leakage, stop filling after the filler nozzle has automatically shut off, or when using an alternative non-automatic system, initial vent blowback occurs.

#### **NOTICE**

Be careful not to spill fuel containing alcohol while refueling. If fuel is spilled on the vehicle body, wipe it up immediately. Fuels containing alcohol can cause paint damage, which is not covered under the New Vehicle Warranty.



60MHM2T001

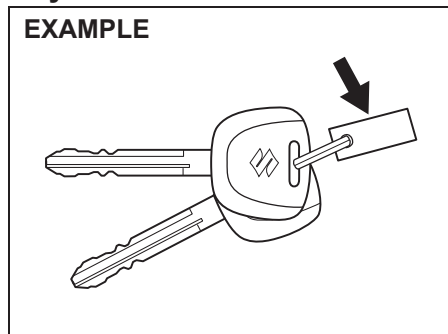
BEFORE DRIVING

|  |      |
|--|------|
| Keys .....   | 2-1  |
| Door Locks .....   | 2-2  |
| Keyless Push Start System Remote Controller/<br>Keyless Entry System Transmitter (if equipped) ..... | 2-6  |
| Security System (if equipped) .....  | 2-15 |
| Windows .....  | 2-17 |
| Mirrors .....  | 2-20 |
| Front Seats .....  | 2-21 |
| Rear Seats .....   | 2-23 |
| Seat Belts and Child Restraint Systems .....   | 2-26 |
| Supplemental Restraint System (air bags) .....   | 2-43 |
| Instrument Cluster .....   | 2-50 |
| Speedometer .....  | 2-52 |
| Tachometer .....   | 2-52 |
| Fuel Gauge .....   | 2-52 |
| Temperature Gauge .....  | 2-53 |
| Brightness Control .....   | 2-53 |
| Multi-Colour Illumination Display .....  | 2-54 |
| Information Display .....  | 2-54 |
| Warning and Indicator Lights .....   | 2-63 |
| Lighting Control Lever .....   | 2-71 |
| Front Fog Light Switch (if equipped) .....   | 2-75 |
| Headlight Leveling Switch .....  | 2-75 |
| Turn Signal Control Lever .....  | 2-75 |
| Hazard Warning Switch .....  | 2-76 |
| Windshield Wiper and Washer Lever .....  | 2-77 |
| Tilt Steering Lock Lever .....   | 2-80 |
| Horn .....   | 2-81 |
| Heated Rear Window Switch (if equipped) .....  | 2-81 |

## BEFORE DRIVING

### Keys

#### EXAMPLE



54G489

Your vehicle comes with a pair of keys. The key(s) may or may not be equipped with a transmitter depending on model variant. Keep the spare key in a safe place. One key can open all of the locks on the vehicle.

The key identification number is stamped on a metal tag provided with the keys or on the keys. Keep the tag (if equipped) in a safe place. If you lose your keys, you will need this number to have new keys made. Write the number below for your future reference.


KEY NUMBER:

2-1

### Immobilizer System

This system is designed to help prevent vehicle theft by electronically disabling the engine starting system.

The engine can be started only with your vehicle's original immobilizer ignition key or keyless push start system remote controller which has an electronic identification code programmed into it. The key or remote controller communicates the identification code to the vehicle when the ignition switch is turned to the "ON" position or the engine switch is pressed to change the ignition mode to "ON". If you need to make spare keys or remote controllers, see your authorised Maruti Suzuki workshop. The vehicle must be programmed with the correct identification code for the spare. A key made by an ordinary locksmith will not work.



65D239

If the immobilizer system light blinks when the ignition switch is in the "ON" position or the ignition mode is "ON", the engine will not start.

#### NOTICE

**Do not modify or remove the immobilizer system. If modified or removed, the system cannot be operated properly.**

#### For vehicles without keyless push start system

If this light blinks, turn the ignition switch to the "LOCK" position, then turn it back to the "ON" position.

If the light still blinks after the ignition switch is turned back to the "ON" position, there may be something wrong with your key or with the immobilizer system. Ask your authorised Maruti Suzuki workshop to have the system inspected.

#### For vehicles with keyless push start system

If this light blinks, change the ignition mode to "LOCK" (OFF), then change back to "ON". Also refer to "If the PUSH indicator light blinks and the engine cannot be started" in "Starting the Engine (Vehicle with Keyless Push Start System)" in the "OPERATING YOUR VEHICLE" section.

If the light still blinks after the ignition mode is changed back to "ON", there may be something wrong with your key or with the immobilizer system. Ask your authorised Maruti Suzuki workshop to have the system inspected.

## BEFORE DRIVING

The immobilizer system light may also blink if the remote controller is not in the vehicle when you close the door or attempt to start the engine.

### NOTE:

- If you lose your immobilizer ignition key or remote controller, ask an authorised Maruti Suzuki workshop as soon as possible to deactivate the lost one, and to make a new key or remote controller.
- If you own other vehicles with immobilizer keys, keep those keys away from the ignition switch or the engine switch when using your MARUTI SUZUKI vehicle. Otherwise, or the engine may not be started because they may interfere with your MARUTI SUZUKI vehicle's immobilizer system.
- If you attach any metal objects to the immobilizer key or remote controller, it may not start the engine.
- This immobilizer system is maintenance-free.

### NOTICE

The immobilizer key and remote controller are sensitive electronic instruments. To avoid damaging them:

- Do not expose them to impacts, moisture or high temperature such as on the dashboard under direct sunlight.
- Keep them away from magnetic objects.

### Ignition Key Reminder

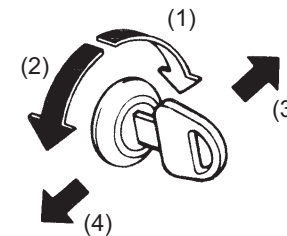
A buzzer sounds intermittently to remind you to remove the ignition key if it is in the ignition switch when the driver's door is opened.

## Door Locks

### Side Door Locks

#### Driver's door

#### EXAMPLE



79MH0201

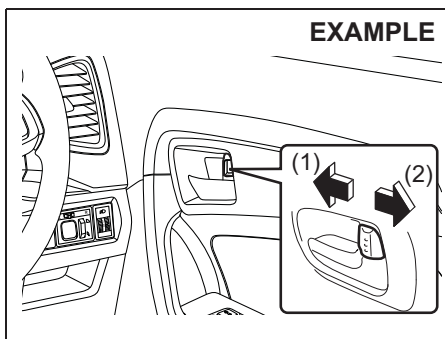
- (1) LOCK
- (2) UNLOCK
- (3) Front
- (4) Rear

To lock a front door from outside the vehicle:

- Insert the key and turn the top of the key toward the front of the vehicle, or
- Turn the inside lock knob forward, then pull and hold the door handle as you close the door.

To unlock a driver's door from outside the vehicle, insert the key and turn the top of the key toward the rear of the vehicle.

## BEFORE DRIVING



- (1) LOCK
- (2) UNLOCK

To lock a door from inside the vehicle, turn the lock knob forward. Turn the lock knob rearward to unlock the door.

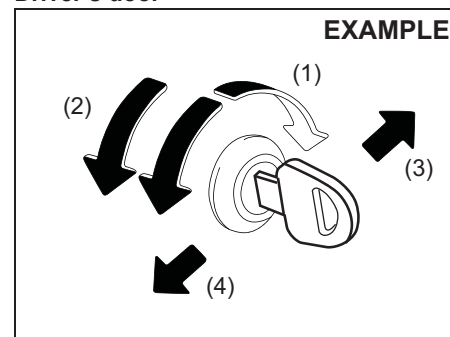
To lock a rear door from outside the vehicle, turn the inside lock knob forward and close the door. You do not need to pull and hold the door handle as you close the door.

### NOTE:

*Be sure to hold the door handle when you close the front door to lock it, or the door will not lock.*

## Central Door Locking System

### Driver's door



- (1) LOCK
- (2) UNLOCK
- (3) Front
- (4) Rear

You can lock and unlock all doors (including the tailgate) simultaneously by using the key in the driver's door lock.

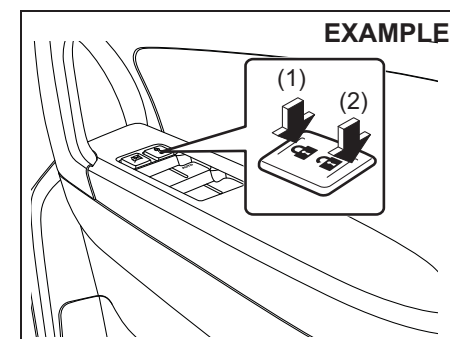
To lock all doors simultaneously, insert the key in the driver's door lock and turn the top of the key toward the front of the vehicle once.

To unlock all doors simultaneously, insert the key in a driver's door lock and turn the top of the key towards the rear of the vehicle twice.

### NOTE:

*You can switch the function that unlocks all doors from twice operations to once operation, and vice versa, via the setting mode of the information display. For details on how to use the information display, refer to "Information Display" in this section.*

To unlock the driver's door only, insert the key in the door lock and turn the top of the key towards the rear of the vehicle once.



- (1) LOCK
- (2) UNLOCK

You can also lock or unlock all doors from inside by pressing the front or rear of the switch respectively on the driver side.

## BEFORE DRIVING


### NOTE:

- You can also lock or unlock all doors by operating the transmitter or remote controller. Refer to "Keyless Push Start System Remote Controller/Keyless Entry System Transmitter (if equipped)" in this section.
- If your vehicle is equipped with the keyless push start system, you can also lock or unlock all doors by pushing the request switch. Refer to "Keyless Push Start System Remote Controller/Keyless Entry System Transmitter (if equipped)" in this section.

### NOTE:

- All doors are automatically unlocked when you change the ignition mode to "LOCK" (OFF) or turn the ignition switch to "LOCK" position and pull out the key.
- All doors are automatically locked for safety when the vehicle speed reaches 15 km/h.
- You can change the automatic locking or unlocking function mentioned above via the setting mode of the information display. For details on how to use the information display, refer to "Information Display" in this section.

### Child-Proof Locks (rear door)



- (1) LOCK  
(2) UNLOCK

Each of the rear doors is equipped with a child-proof lock which can be used to help prevent unwanted opening of the door from inside the vehicle. When the lock lever is in the lock position (1), the rear door can only be opened from outside. When the lock lever is in the unlock position (2), the rear door can be opened from inside or outside.

### ⚠ WARNING

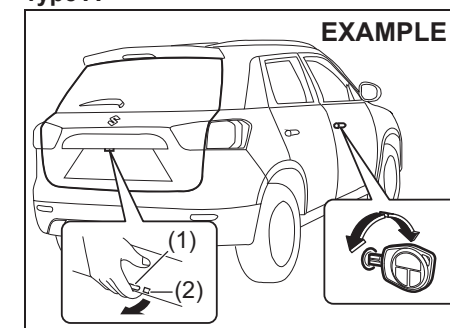
**Place the child-proof lock in the lock position whenever children are seated in the rear.**

### Tailgate

### ⚠ WARNING

**Always make sure that the tailgate is closed and latched securely. Completely closing the tailgate helps prevent occupants from being thrown from the vehicle in the event of an accident. Completely closing it also helps to keep the exhaust gases from entering the vehicle.**

### Type A



- (1) Tailgate unlatch switch  
(2) Request switch (if equipped)

### Vehicle with keyless entry system

You can lock and unlock the tailgate by using the driver's door lock key.

## BEFORE DRIVING

To open the tailgate, push and hold the tailgate unlatch switch (1) and lift the tailgate.

### (Vehicle with keyless push start system)

You can lock or unlock the tailgate by pushing the request switch (2), when the keyless push start system remote controller is within the switch's operating range. For details refer to "Keyless Push Start System Remote Controller/Keyless Entry System Transmitter" in this section.

To open the tailgate push the tail gate unlatch switch (1) and lift the tail gate to open the trunk lid.

The tail gate unlatch switch (1) operates only to open the tail gate.

When all the doors are closed and if the keyless push start remote controller is left in the trunk, the tail gate will be automatically unlatched.

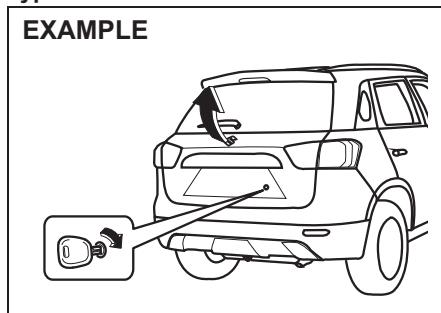
### NOTE:

*When the tailgate is closed incompletely, follow the procedure below:*

- 1) Push the tailgate unlatch switch (1) and open the tailgate.
- 2) After a few seconds, close the tailgate.
- 3) Make sure that the tailgate is closed completely.

### Type B

#### EXAMPLE



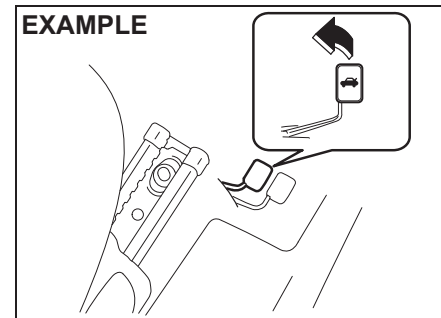
82PH02004

To open the tailgate, insert the key and turn it clockwise to unlatch and lift the tailgate.

### NOTICE

**Do not use the key to lift up the tailgate, or the key may break off in the lock.**

#### EXAMPLE



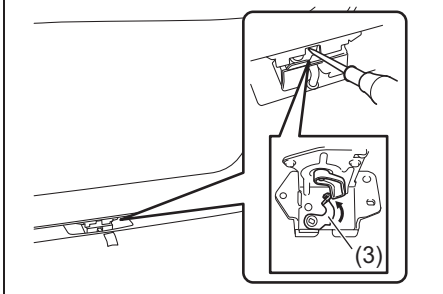
68KH003

You can also unlatch the tailgate by pulling the release lever located on the outboard side of the driver's seat.

If you cannot unlatch the tailgate by pushing the unlatch switch (1) due to a discharged battery or malfunction, follow the procedures below to unlatch the tailgate from inside the vehicle.

- 1) Remove the luggage compartment cover (if equipped) and fold the rear seat forward for easier access. Refer to "Folding Rear Seats" section for details on how to fold the rear seat forward.



**EXAMPLE**

82PH02030

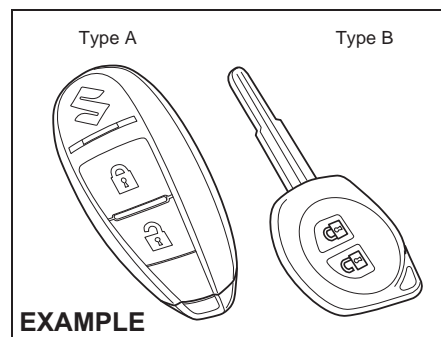
- 2) Push open the tailgate from inside by pushing up on the emergency lever (3) using a flat blade screwdriver or the jack handle. The tailgate will be latched again by closing the tailgate simply.

If the tailgate cannot be unlatched by pushing the unlatch switch (1), have the vehicle inspected by your authorised Maruti Suzuki workshop.

**CAUTION**

- To avoid injury, do not use your finger to push the emergency lever.
- Make sure there is no one near the tailgate when pushing open the tailgate from inside the vehicle.

### Keyless Push Start System Remote Controller/ Keyless Entry System Transmitter (if equipped)



82PH02035

Your vehicle is equipped with either a keyless push start system remote controller (Type A) or a keyless entry system transmitter (Type B). The remote controller has a keyless entry system and a keyless push start system. The transmitter has only a keyless entry system. For details, refer to the following explanations.

**WARNING**

Radio waves from the keyless push start system antenna(s) may interfere with operation of electrical medical equipment such as pacemakers. Failure to take the precautions listed below can increase the risk of severe injury or death due to radio wave interference.

- Anyone who uses electrical medical equipment such as a pacemaker should consult the medical equipment supplier or their medical advisor about whether radio waves from the antenna(s) can interfere with the medical equipment.
- If radio wave interference is a concern, then contact your authorised Maruti Suzuki workshop.

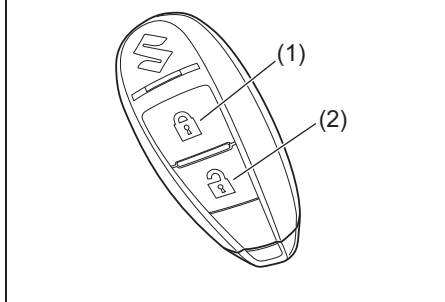
## BEFORE DRIVING

### Keyless Push Start System Remote Controller (Type A)

The remote controller enables the following operations:

- You can lock or unlock the doors by operating the lock/unlock buttons on the remote controller. Refer to the explanation in this section.
- You can lock or unlock the doors by pushing the request switch. For details, refer to the explanation in this section.
- You can start the engine without using an ignition key. For details, refer to "Engine Switch" in the "OPERATING YOUR VEHICLE" section.

#### EXAMPLE



- (1) Lock button  
(2) Unlock button

You can lock or unlock all doors (including the tailgate) simultaneously by operating the remote controller near the vehicle.

### Central door locking system

- To lock all doors, push the lock button (1) once.
- To unlock only the driver's door, push the unlock button (2) once.
- To unlock other doors, push the unlock button (2) once again.

#### NOTE:

*You can switch the function that unlocks all doors from twice operations to once operation, and vice versa, via the setting mode of the information display. For details on how to use the information display, refer to "Information Display" in this section.*

The turn signal lights will flash once and the siren will sound once when the doors are locked.

When the doors are unlocked:

- The turn signal lights will flash twice and the siren will sound twice.
- If the interior light switch is in the door position, the interior light will turn on for about 15 seconds and then fade out. If you press the engine switch during this time, the light will start to fade out immediately.

Be sure the doors are locked after you operate the lock button (1).

If no door is opened within about 30 seconds after the unlock button (2) is operated, the doors will automatically lock again.

#### NOTE:

- *If you lock the doors using the remote controller when the engine hood is open, the siren will sound 3 times to remind you.*
- *If the security system was triggered due to an unauthorized entry into the vehicle and then you unlock the doors using the remote controller, the siren will sound 4 times to remind you. If this happens, check whether your vehicle has been broken into while you were away from it.*
- *If you push both the lock button (1) and unlock button (2) simultaneously, then you push any one of the buttons within 5 seconds, the siren will not sound. However, if you push one of the buttons twice within 5 seconds, or push one of the buttons 5 seconds later, the siren will sound.*
- *You can set whether the siren sounds when locking or unlocking the door(s) via the setting mode of the information display. For details on how to use the information display, refer to "Information Display" in this section.*

## BEFORE DRIVING

### NOTE:

- The maximum operating distance of the remote controller is about 5 m (16 ft.), but this can vary depending on the surroundings, especially near other transmitting devices such as radio towers or CB (Citizen's Band) radios.
- The door locks cannot be operated with the remote controller if the ignition mode is other than the "LOCK"(OFF).
- When any door is open, if you push the lock button on the remote controller, the exterior buzzer will sound and doors cannot be locked.
- If you lose one of the remote controllers, ask your authorised Maruti Suzuki workshop as soon as possible for a replacement. Be sure to have your authorised Maruti Suzuki workshop program the new remote controller code in your vehicle's memory so that the old code is erased.

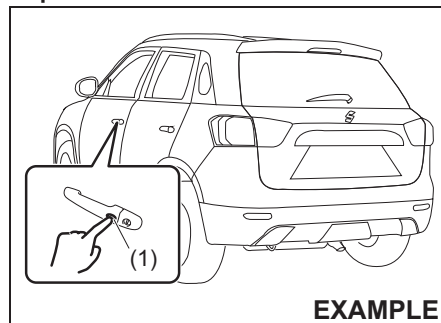
### Car locator function

This function helps in locating the vehicle. Push both of the lock button (1) and unlock button (2) for more than 3 seconds. The turn signal lights will blink for about 27.5 seconds. Also, the siren will sound for about 27.5 seconds at the same time. To cancel the car locator function, press any button (lock or unlock). You can also change the ignition mode to "ON" to cancel the car locator function.

### NOTE:

The car locator function will not activate when the ignition mode is "ACC" or "ON" or pre warning / full blast warning by shock sensor or alarm is in activated condition.

### Keyless unlocking/locking using the request switches



82PH02011

When the remote controller is within the operating range described in this section, you can lock or unlock the doors (including the tailgate) by pushing the request switch (1) on the driver's door handle, front passenger's door handle or tailgate.

To lock all doors when all doors are unlocked:

- To lock all doors, push one of the request switches once.

The turn signal lights will flash once and the siren will sound once when the doors are locked.

To unlock a door or all doors:

- Push one of the request switches once to unlock only one door.
- Push one of the request switches twice to unlock all doors.

### NOTE:

You can switch the function that unlocks all doors from twice operations to once operation, and vice versa, via the setting mode of the information display. For details on how to use the information display, refer to "Information Display" in this section.

When the doors are unlocked:

- The turn signal lights will flash twice and the siren will sound twice.
- If the interior light switch is in the door position, the interior light will turn on for about 15 seconds and then fade out. If you press the engine switch during this time, the light will start to fade out immediately.

Be sure the doors are locked after you operate the request switch to lock the doors.

### NOTE:

- If you lock the doors using the request switch or the lock switch on the keyless push start system remote controller when the engine hood is open, the siren will sound 3 times to remind you.

## BEFORE DRIVING

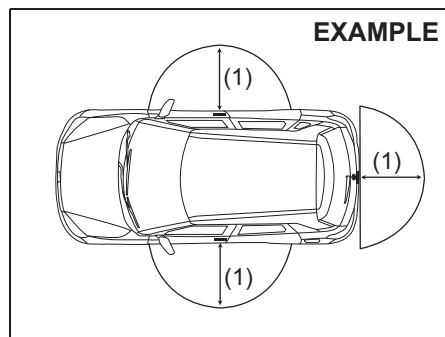
- If the security system was triggered due to an unauthorized entry into the vehicle and then you unlock the doors using the request switch, the siren will sound 4 times to remind you. If this happens, check whether your vehicle has been broken into while you were away from it.
- You can set whether the siren sounds when locking or unlocking the door(s) via the setting mode of the information display. For details on how to use the information display, refer to "Information Display" in this section.

### NOTE:

- The door locks cannot be operated by the request switch under the following conditions:
  - If any door is open or is not completely closed.
  - If the ignition mode is other than "LOCK" (OFF).
- If no doors are opened within about 30 seconds after unlocking the doors by pushing the request switch, the doors will be locked again automatically.

### NOTICE

- Do not operate request switch with sharp metal object.
- Do not use high pressure water on request switch.



82PH02012

(1) 80 cm (2 1/2 feet)

When the remote controller is within approximately 80 cm (2 1/2 feet) from a front door handle or the tailgate switch, you can lock or unlock the doors by pushing the request switch.

### NOTE:

- If the remote controller is outside the request switch operating range described above, you will not be able to operate the request switch.
- If the battery of the remote controller runs down or there are strong radio waves or noise, the request switch operating range may be reduced or the remote controller may be inoperative.
- If the remote controller is too close to the door glass, the request switches may not operate.

- If a spare remote controller is in the vehicle, the request switches may not operate normally.
- The remote controller will only operate a request switch if it is within the switch's operating range. For example, if the remote controller is within the operating range of the driver's door request switch but not the front passenger's door request switch or the tailgate request switch, the driver's door switch can be operated but the front passenger's door switch or tailgate switch cannot be operated.

### NOTICE

The remote controller is a sensitive electronic instrument. To avoid damaging the remote controller:

- Do not expose it to impacts, moisture or high temperature such as by leaving it on the dashboard under direct sunlight.
- Keep the remote controller away from magnetic objects such as a television.

## BEFORE DRIVING

### NOTE:

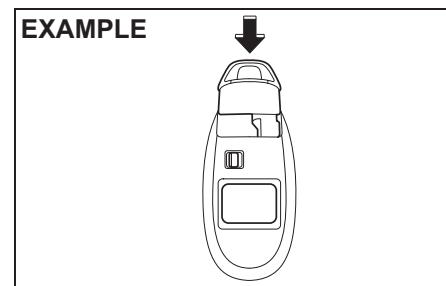
The keyless push start system may not function correctly in certain environments or under certain operating conditions such as the following:

- When there are strong signals coming from a television, power station or a cellular phone.
- When the remote controller is in contact with or covered by a metal object.
- When a radio wave type remote keyless entry is used nearby.
- When the remote controller is placed near an electronic device such as personal computer.

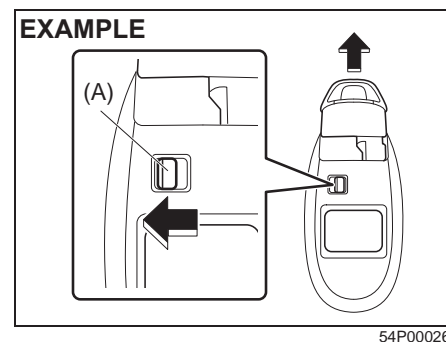
Some additional precautions you should take and information you should be aware of are:

- Make sure the key is stowed in the remote controller. If the remote controller becomes unreliable, you will not be able to lock or unlock the doors.
- Be sure that the driver always carries the remote controller.
- If you lose one of the remote controllers, ask your authorised Maruti Suzuki workshop as soon as possible for a replacement. Be sure to have your authorised Maruti Suzuki workshop program the new remote controller code in your vehicle's memory so that the old code is erased.
- You can use up to four remote controllers and the keys for your vehicle. Ask your authorised Maruti Suzuki workshop for details.

- The battery life of the remote controller is about two years, but it can vary depending on usage conditions.



To stow the key into the remote controller, push the key in the remote controller until you hear a click.



To remove the key from the remote controller, push the button (A) in the direction of

the arrow and pull the key out from the remote controller.

### Request switch warning buzzer

This exterior buzzer beeps for about 2 seconds in the following conditions to warn you that the request switch will not work:

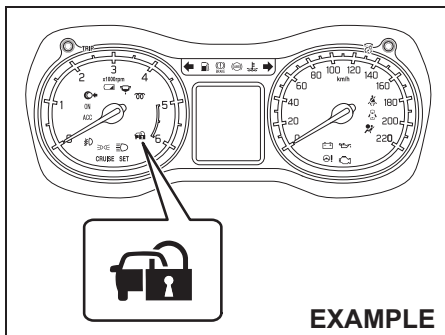
- The request switch is pressed after all doors are closed with the ignition mode changed to "ACC" or "ON" by pressing the engine switch when the controller is outside the vehicle.
- The request switch is pressed in any of the following conditions after changing the ignition mode to "LOCK" (OFF) by pressing the engine switch.
  - The remote controller is left inside the vehicle.
  - Any door (including the tailgate) is open.

Press the request switch again after doing the following:

With the ignition mode changed to "LOCK" (OFF) by pressing the engine switch, bring out the remote controller if it is inside the vehicle and check that all doors are completely closed.

## BEFORE DRIVING

### Reminder function



82PH019

If the remote controller is not in the vehicle, the buzzer sounds intermittently for about 2 seconds and the immobilizer system light on the instrument cluster blinks, under the following condition:

- When one or more doors are opened and all of the doors are later closed with the ignition mode is other than "LOCK".

The immobilizer system light will turn off within several seconds after the remote controller is returned to an area of the vehicle other than the rear luggage area.

If the remote controller is left in the vehicle and you lock the driver's door or front passenger's door as described below, the door will be automatically unlocked.

- If you open the driver's door and lock the door by turning the lock knob forward or pushing the power door locking switch, the driver's door will be automatically unlocked.
- If you open the front passenger's door and lock the door by turning the lock knob forward or pushing the power door locking switch, the front passenger's door will be automatically unlocked.

#### NOTE:

- *The reminder function will not operate when the remote controller is on the instrument panel, in the glove box, in a storage compartment, in the sun visor or on the floor etc.*
- *Be sure that the driver always carries the remote controller.*
- *Do not leave the remote controller in the vehicle when leaving the vehicle.*

### Battery replacement

If the remote controller becomes unreliable, replace the battery.

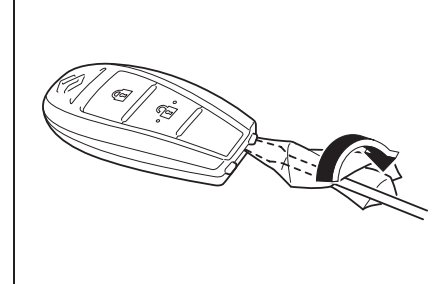
#### NOTICE

**When replacing the battery, do not touch the electronic component in the remote controller with wet or oil-stained hands. Otherwise, the remote controller may be damaged.**

To replace the battery of the remote controller:

- 1) Pull the key out from the remote controller.

#### EXAMPLE

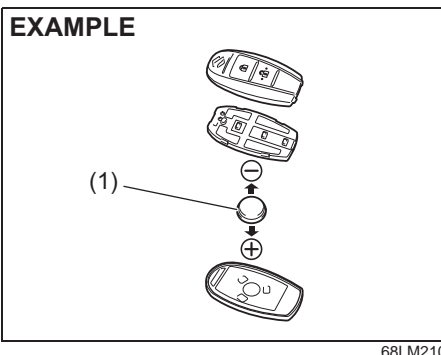


71LMT0201

- 2) Insert a flat blade screwdriver covered with a soft cloth in the slot of the remote controller and pry it open.

## BEFORE DRIVING

### EXAMPLE



68LM210

- (1) Lithium disc type battery:  
CR2032 or equivalent
- 3) Replace the battery (1) so its + terminal faces the bottom of the case as shown in the illustration.
- 4) Close the remote controller firmly.
- 5) Make sure the door locks can be operated with the remote controller.
- 6) Dispose of the used battery properly according to applicable rules or regulations. Do not dispose of lithium batteries with ordinary household trash.

### ⚠ WARNING

Swallowing a lithium battery may cause serious internal injury. Do not allow anyone to swallow a lithium battery. Keep lithium batteries away from children and pets. If swallowed, contact a physician immediately.

### NOTICE

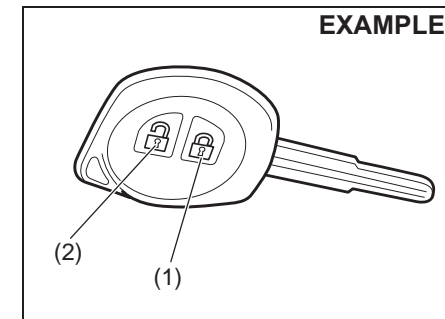
- The remote controller is a sensitive electronic instrument. To avoid damaging it, do not expose it to dust or moisture or tamper with internal parts.
- When replacing the battery by yourself, the remote controller could be damaged affected by static electricity. Discharge the static electricity built up in your body by touching metal before replacing the battery.

### NOTE:

*Used batteries must be disposed properly according to applicable rules or regulations and must not be disposed with ordinary household trash.*

### Keyless Entry System Transmitter (Type B)

### EXAMPLE



76MS011

- (1) "LOCK" button
- (2) "UNLOCK" button

You can lock or unlock all doors (including the tailgate) simultaneously by operating the transmitter near the vehicle.

### Central door locking system

- To lock all doors, push the "LOCK" button (1) once.
- To unlock only the driver's door, push the "UNLOCK" button (2) once.
- To unlock other doors, push the "UNLOCK" button (2) once again.



## BEFORE DRIVING

### NOTE:

You can switch the function that unlocks all doors from twice operations to once operation, and vice versa, via the setting mode of the information display. For details on how to use the information display, refer to "Information Display" in this section.

The turn signal lights will flash once and the siren will sound once when the doors are locked.

When the doors are unlocked:

- The turn signal lights will flash twice and the siren will sound twice.
- If the interior light switch is in the DOOR position, the interior light will turn on for about 15 seconds and then fade out. If you insert the key into the ignition switch during this time, the light will start to fade out immediately.

Be sure the doors are locked after you operate the lock button (1).

### NOTE:

If no door is opened within about 30 seconds after the unlock button (2) is operated, the doors will automatically lock again.

### NOTE:

- If you lock the doors using the transmitter when the engine hood is open, the siren will sound 3 times to remind you.
- If the security system was triggered due to an unauthorized entry into the vehicle and then you unlock the doors using the trans-

mitter, the siren will sound 4 times to remind you. If this happens, check whether your vehicle has been broken into while you were away from it.

- Once you push both of the "LOCK" button (1) and "UNLOCK" button (2), then you push one of the buttons within 5 seconds, the siren will not sound. However, If you push one of the buttons twice within 5 seconds, or push one of the buttons 5 seconds later, the siren will sound.
- You can set whether the siren sounds when locking or unlocking the door(s) via the setting mode of the information display. For details on how to use the information display, refer to "Information Display" in this section.

### NOTE:

- The maximum operating distance of the keyless entry system transmitter is about 5 m (16 ft.), but this can vary depending on the surroundings, especially near other transmitting devices such as radio towers or CB (Citizen's Band) radios.
- The door locks cannot be operated with the transmitter, if the ignition key is inserted in the ignition switch.
- When any door is open, the door locks can be operated only by unlocking with the transmitter. With this unlocking operation, the turn signal lights will flash twice and the siren will sound twice.
- If you lose one of the transmitters, ask your authorised Maruti Suzuki workshop as soon as possible for a replacement. Be

sure to have your authorised Maruti Suzuki workshop program the new transmitter code in your vehicle's memory so that the old code is erased.

### NOTICE

**The transmitter is a sensitive electronic instrument. To avoid damaging the transmitter:**

- Do not expose it to impacts, moisture or high temperature such as by leaving it on the dashboard under direct sunlight.
- Keep the transmitter away from magnetic objects such as a television.

### Car locator function

This function helps in locating the vehicle. Push both of the "LOCK" button (1) and "UNLOCK" button (2) for more than 3 seconds. The turn signal lights will blink for about 27.5 seconds. Also, the siren will sound for about 27.5 seconds at the same time.

To cancel the car locator function, press any button ("LOCK" or "UNLOCK"). You can also turn the ignition switch to the "ON" position to cancel the car locator function.

### NOTE:

The car locator function will not activate when the key is in the ignition switch or pre warning / full blast warning by shock sensor or alarm is in activated condition.



BEFORE DRIVING

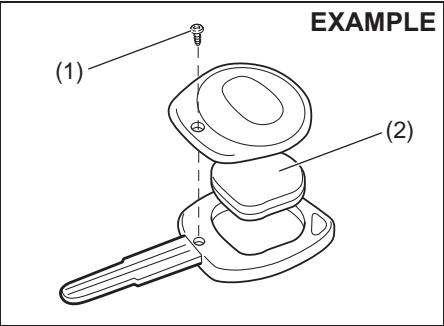
Battery replacement

If the transmitter becomes unreliable, replace the battery.

NOTICE

When replacing the battery, do not touch the electronic component in the transmitter with wet or oil-stained hands. Otherwise, the transmitter may be damaged.

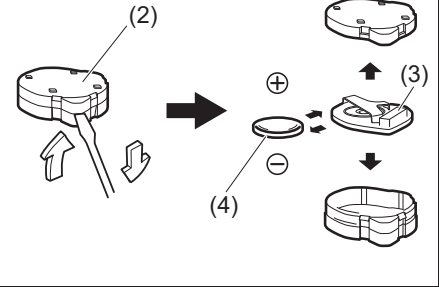
To replace the battery of the transmitter:



68LM248

- 1) Remove the screw (1), and open the transmitter cover.
- 2) Remove the transmitter (2).

EXAMPLE



64MS197

- (4) Lithium disc type battery: CR1620 or equivalent
- 3) Put the edge of a flat blade screwdriver in the slot of the transmitter (2) and pry it open.
- 4) Hold the cover around the electric component (3), insert a precision screwdriver covered with insulating tape in the space between the cover and the component, and then remove the component.
- 5) Replace the battery (4) so its + terminal faces the "+" mark of the transmitter. Insert the battery all the way into the holder.
- 6) Close the transmitter and install it into the transmitter holder.
- 7) Close the transmitter cover, install and tighten the screw (1).

- 8) Make sure the door locks can be operated with the transmitter.
- 9) Dispose of the used battery properly according to applicable rules or regulations. Do not dispose of lithium batteries with ordinary household trash.

WARNING

Swallowing a lithium battery may cause serious internal injury. Do not allow anyone to swallow a lithium battery. Keep lithium batteries away from children and pets. If swallowed, contact a physician immediately.

NOTICE

- The transmitter is a sensitive electronic instrument. To avoid damaging it, do not expose it to dust or moisture or tamper with internal parts.
- When replacing the battery by yourself, the transmitter could be damaged affected by static electricity. Discharge the static electricity built up in your body by touching metal before replacing the battery.

NOTE:  
Used batteries must be disposed properly according to applicable rules or regulations and must not be disposed with ordinary household trash.

## BEFORE DRIVING

### Security System (if equipped)

The security system is armed after you lock all doors (including the engine hood and tailgate) by using the keyless entry system transmitter, keyless push start system remote controller or request switch.

Once the system is armed, any attempt to open a door by using any other means (\*) than the keyless entry system transmitter, keyless push start system remote controller or request switch, or open the engine hood, will cause the alarm to be triggered.

\* These means include the following:

- The key
- The lock knob on a door
- The central door locking switch

Also, in case that you have set the shock sensor to enabled state and set sensitivity of the pre-warning function and full blast warning function to a level other than 0, the warning will be triggered in case of any attempt to tamper with the vehicle. The shock sensor can be selected to enabled or disabled state, and sensitivity of each warning can be adjusted as desired. To set the shock sensor, ask your authorised Maruti Suzuki workshop or use the setting mode of the information display.

#### NOTE:

- The default setting of the shock sensor is in the disabled state. Set to the enabled state and adjust sensitivity of each warning according to your preference. For details on how to use the information display, refer to "Information Display" in this section.
- Your dealer may have already set the shock sensor of the vehicle to the enabled state before you purchase it. Consult your dealer for further information.

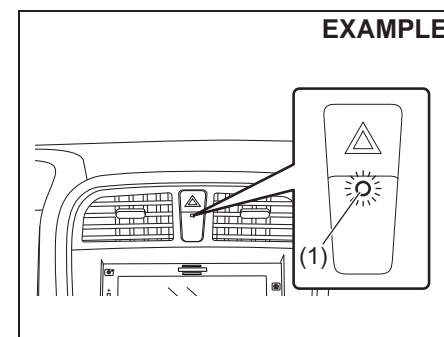
#### NOTE:

- The security system generates alarms when any of the predetermined conditions is met. However, the system does not have any function of blocking unauthorized entry into the vehicle.
- Always use the keyless entry system transmitter, keyless push start system remote controller or request switch to unlock the doors when the security system has been armed. Using a key instead will trigger the alarm.
- If a person who does not know the security system is going to drive the vehicle, we recommend you explain the system and its operation to the person. Mistakenly triggering the alarm may cause a nuisance to others.
- Even if the security system is armed, you should still be careful to guard against theft. Do not leave money or things of value in the vehicle.

### How to arm the security system

Lock all doors (including the engine hood and tailgate) using the keyless entry system transmitter, keyless push start system remote controller or request switch.

Once the system is armed, the security system indicator (1) continues to blink at intervals of approximately 2 seconds.



82PH02016

#### NOTE:

- To prevent the alarm from being accidentally triggered, avoid arming it while anyone remains inside the vehicle. The alarm will be triggered if any person inside opens the door, tailgate, engine hood, or warning will be triggered if swings the vehicle (if the shock sensor is in enabled state).
- The security system is not armed when all doors are locked using the key from outside, or using the door lock knobs or

## BEFORE DRIVING

the central door locking switch from inside.

- If any door is not operated within approximately 30 seconds after the doors have been unlocked using the keyless entry system transmitter, keyless push start system remote controller or request switch, the doors are automatically locked again. When the doors are locked, the security system will be armed.
- If the security system indicator (1) blinks when the ignition switch is in the "ON" position or the ignition mode is "ON", there may be something wrong with the security system. Ask your authorised Maruti Suzuki workshop to inspect the system.

### How to disarm the security system

Simply unlock the doors using the keyless entry system transmitter, keyless push start system remote controller or request switch. The security system indicator will go out, indicating that the security system is disarmed.

### How to stop the alarm

Should the alarm be triggered accidentally, the alarm will stop by the following operations.

- Press the engine switch to change the ignition mode to "ON" or turn the ignition switch to "ON" position in case of emergency.

- Unlock the doors using the keyless entry system transmitter, keyless push start system remote controller or request switch.

#### NOTE:

- Even after the alarm has stopped, if you lock the doors using the keyless entry system transmitter, keyless push start system remote controller or request switch, the security system will be rearmed.
- If you disconnect the battery while the security system is in the armed condition or the alarm is actually in operation, the alarm will be re-triggered when the battery is then reconnected.
- Even after the alarm has stopped at the end of the predetermined operation time, it will be triggered again if any of the doors, tailgate or engine hood is opened, or the warning may be triggered if the vehicle feels a shock (if the shock sensor is in the enabled state), without disarming the security system.

### Checking whether the alarm has been triggered during parking

If the alarm was triggered and you then turn the ignition switch to "ON" position, or press the engine switch to change the ignition mode to "ON", the security system indicator will blink rapidly for about 8 seconds and a buzzer will beep 4 times during this period. If this happens, check whether the vehicle has been broken into while you were away from it.

### Security system indication

- If any of the doors are opened without unlocking by the keyless entry system transmitter, keyless push start system remote controller or request switch, all turn signal lights start to blink and the interior buzzer beeps intermittently. After 5 seconds, the siren will sound for about 27.5 seconds. The security system indicator continues to blink during this time.
- If the engine hood is opened, all turn signal lights blink, and the siren sounds for about 27.5 seconds. The security system indicator continues to blink during this time.
- If the shock sensor is in the enabled state and the vehicle feels a shock, the siren sounds for about 2 seconds (pre-warning). If the vehicle continues to feel a shock, the siren will sound for about 4.5 seconds (full blast warning). The security system indicator continues to blink during this time.

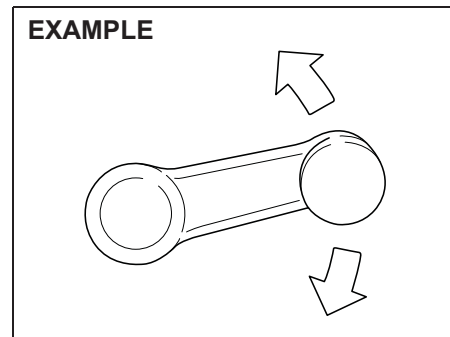
#### NOTE:

*If you set the full blast warning sensitivity higher than the pre-warning sensitivity in the setting mode of the information display, or the vehicle feels such shock as to be able to trigger the full blast warning, the full blast warning will be triggered preferentially. In this case, the pre-warning will not be triggered.*

## BEFORE DRIVING

### Windows

#### Manual Window Control (if equipped)



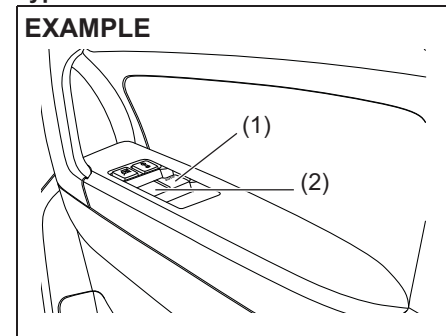
Raise or lower the door windows by turning the handle located on the door panel.

#### Electric Window Controls (if equipped)

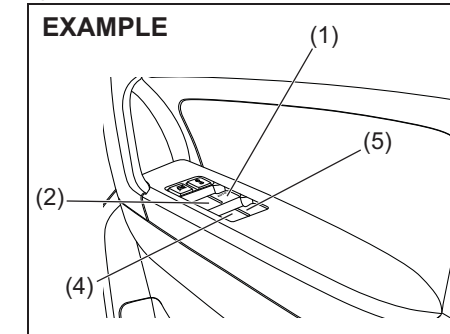
The electric windows can only be operated when the ignition switch is in the "ON" position or the ignition mode is "ON".

#### Driver's door

##### Type A



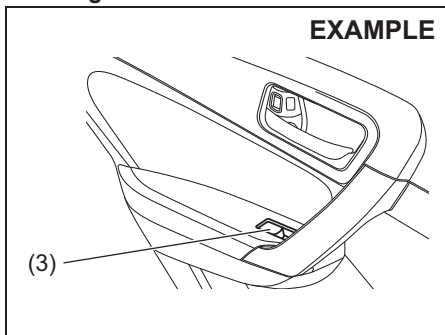
##### Type B



The driver's door has a switch (1) to operate the driver's window, and a switch (2) to operate the front passenger's window or there are switches (4), (5), to operate the rear left and right passenger windows, respectively.

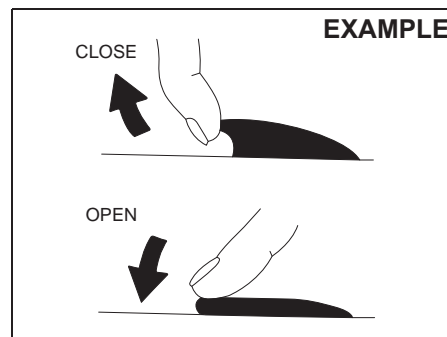
## BEFORE DRIVING

### Passenger's door



82PH02013

The passenger's door has a switch (3) to operate that passenger's window.

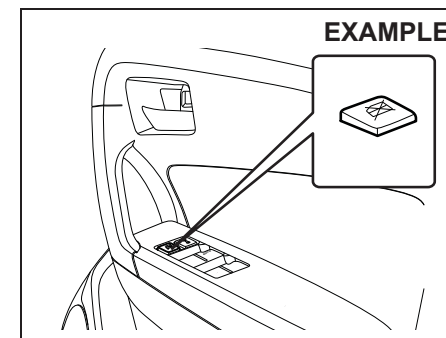


81A009

To open a window, push the top part of the switch and to close the window, lift up the top part of the switch.

The driver's window has AUTO-DOWN feature and AUTO-UP feature (if equipped) for added convenience (at toll booths or drive-through restaurants, for example). This means the driver can open or close the window without holding the window switch in the down or up position. Press DOWN or lift UP the driver's window switch completely and release it. To stop the window before it reaches the FULL-DOWN or FULL-UP position, pull up or push down the switch briefly.

### Lock switch



82PM02011

The driver's door also has a lock switch for the passenger's window(s). When you push in the lock switch, the passenger's window(s) cannot be raised or lowered by operating any of the switches (2), (3), (4) or (5). To restore normal operation, release the lock switch by pushing it again.

## BEFORE DRIVING

### WARNING

- You should always lock the passenger's window operation when there are children in the vehicle. Children can be seriously injured if they get part of their body caught by the window during operation.
- To avoid injuring an occupant by window entrapment, be sure no part of the occupant's body such as hands or head is in the path of the electric windows when closing them.
- Always remove the ignition key or take the keyless push start system remote controller with you when leaving the vehicle even if only for a short time. Also do not leave children alone in a parked vehicle. Unattended children could use the electric window switches and get trapped by the window.

#### NOTE:

*If you drive with one of the rear windows open, you may hear a loud sound caused by air vibration. To reduce the sound, open the driver's or front passenger's window, or narrow the rear window opening.*

### Pinching Prevention Function (if equipped)

If the driver's window has the AUTO-UP feature, the driver's window is also equipped with the pinching prevention function. The function detects a foreign object caught in the window while being closed by the AUTO-UP feature (by which you can close the window without holding the window switch in the up position), and stops the window closing to prevent damage.

### WARNING

**To avoid injuring an occupant by window entrapment, be sure no part of the occupant's body such as hands or head is in the path of the electric window when closing it.**  
The function may not detect the object depending on size, hardness, and position of the object caught by the closing window.

### CAUTION

- The pinching prevention function does not act while you are holding the window switch in the up position.
- The pinching prevention function may not detect an object caught in the window just before the window is fully closed.

#### NOTE:

*Even if you cannot close the window by the AUTO-UP feature because there may be something wrong with the pinching prevention function, you can close the window by holding the window switch in the up position.*

*If you drive in extreme off-road condition, the pinching prevention function may operate accidentally because the window react to vehicle jolting.*

### The Pinching Prevention Function Initialization

When you disconnect and re-connect the battery or replace the power window fuse (20A), the function will be deactivated. In this condition, the AUTO-DOWN feature will be deactivated, while the AUTO-UP feature may remain being activated. The pinching prevention function needs to be initialized.

To initialize the pinching prevention function, use the following procedure:

- 1) Turn the ignition switch to the "ON" position or press the engine switch to change the ignition mode to "ON".
- 2) Open the driver's window fully by holding the window switch in the DOWN position.
- 3) Close the driver's window by holding the switch in the UP position, and keep holding the switch for 2 seconds after the window fully closed.

## BEFORE DRIVING

- 4) Check the driver's window if the AUTO-DOWN/UP feature work.

### **⚠ WARNING**

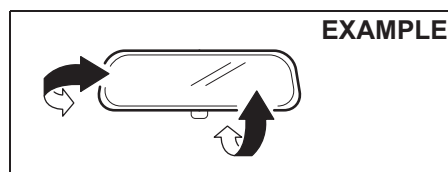
Whenever you disconnect and reconnect the battery or replace the power window fuse (20A), the pinching prevention function needs to be initialized.

The pinching prevention function will not be activated until the initialization complete.

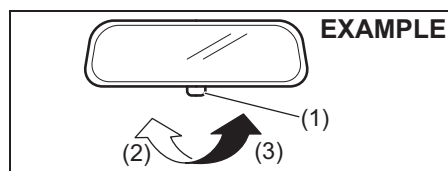
If the AUTO-DOWN/UP feature would not work after initialization, there might be something wrong with the pinching prevention function. Have your vehicle inspected by an authorised Maruti Suzuki workshop.

## Mirrors

### Inside Rearview Mirror



68LMT0205



82PH02039

- (2) Day driving  
(3) Night driving

You can adjust the inside rearview mirror by hand so as to see the rear of your vehicle in the mirror.

To adjust the mirror, set the selector tab (1) to the day position, then move the mirror up, down or sideways by hand to obtain the best view.

When driving at night, you can move the selector tab to the night position to reduce glare from the headlights of vehicles behind you.

### **⚠ WARNING**

- Always adjust the mirror with the selector set to the day position.
- Only use the night position if it is necessary to reduce glare from the headlights of vehicles behind you. Be aware that in this position you may not be able to see some objects that could be seen in the day position.

### Outside Rearview Mirrors

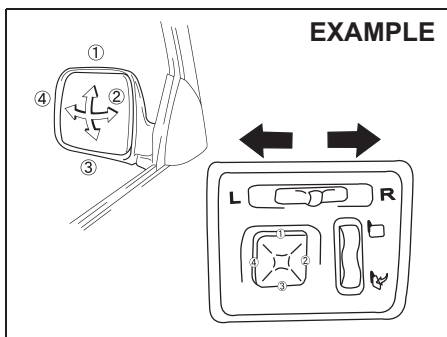
Adjust the outside rearview mirrors so you can just see the side of your vehicle in the mirrors.

### **⚠ WARNING**

Be careful when judging the size or distance of a vehicle or other object seen in the side convex mirror. Be aware that objects look smaller and appear farther away than when seen in a flat mirror.



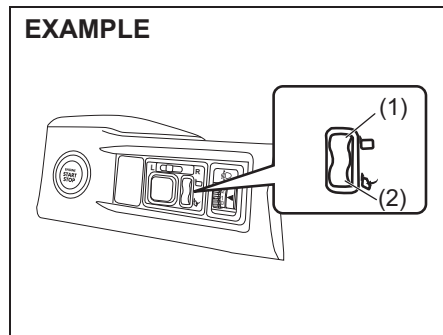
## BEFORE DRIVING



The switch to control the electric mirrors is located on the instrument panel. You can adjust the mirrors when the ignition switch is in the "ACC" or "ON" position, or the ignition mode is "ACC" or "ON". To adjust the mirrors:

- 1) Move the selector switch (L - R knob) to the left or right to select the mirror you wish to adjust.
- 2) Press the control knob of the switch in the direction that corresponds to the direction in which you wish to move the mirror.
- 3) Return the selector switch to the center position to help prevent unintended adjustment.

### Outside Rearview Mirrors Folding Switch (if equipped)



You can fold the mirrors when you park the vehicle in a narrow space. When the ignition mode is "ACC" or "ON", push the lower part (2) of the folding switch to fold the mirrors. To unfold the mirrors, push the upper part (1) of the switch. Make sure the mirrors are completely unfolded before you start driving.

#### ⚠ CAUTION

Moving mirrors can pinch and injure a hand. Do not allow any one's hand to get near the mirrors when folding and unfolding the mirrors.

### Front Seats

#### Seat Adjustment

#### ⚠ WARNING

Never attempt to adjust the driver's seat or seatback while driving. The seat or seatback could move unexpectedly, causing loss of control. Make sure that the driver's seat and seatback are properly adjusted before you start driving.

#### ⚠ WARNING

To avoid excessive seat belt slack, which reduces the effectiveness of the seat belts as a safety device, make sure that the seats are adjusted before the seat belts are fastened.

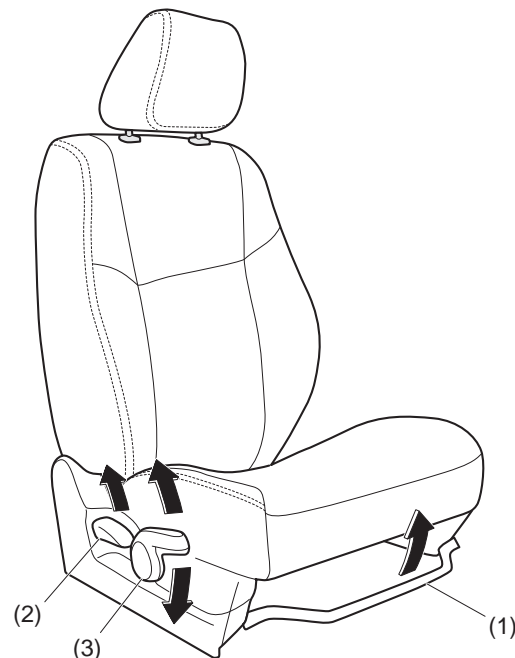
#### ⚠ WARNING

All seatbacks should always be in an upright position when driving, or seat belt effectiveness may be reduced. Seat belts are designed to offer maximum protection when seatbacks are in the upright position.



## BEFORE DRIVING

### EXAMPLE



64MS154

#### **Seat position adjustment lever (1)**

Pull the lever up and slide the seat.

#### **Seatback angle adjustment lever (2)**

Pull the lever up and move the seatback.

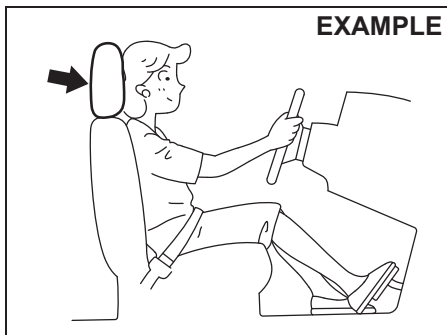
#### **Seat height adjustment lever (3) (if equipped)**

Pull the lever up to raise the seat. Push the lever down to lower the seat.

After adjustment, try to move the seat and seatback forward and rearward to ensure that it is securely latched.

## BEFORE DRIVING

### Head Restraints



Head restraints are designed to help reduce the risk of neck injuries in the case of an accident. Adjust the head restraint to the position which places the center of the head restraint closest to the top of your ears. If this is not possible for very tall passengers, adjust the head restraint as high as possible.

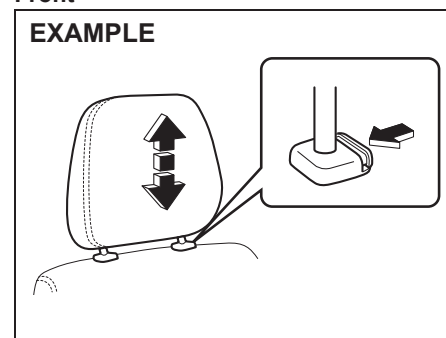
#### ⚠ WARNING

- Never drive the vehicle with the head restraints removed.
- Do not attempt to adjust the head restraint while driving.

#### NOTE:

*It may be necessary to recline the seatback to provide enough overhead clearance to remove the head restraint.*

### Front



To raise the front head restraint, pull upward on the restraint until it clicks. To lower the restraint, push down on the restraint while holding in the lock lever. If a head restraint must be removed (for cleaning, replacement, etc.), push in the lock lever and pull the head restraint all the way out.

### Rear Seats

#### Head Restraints (if equipped)

Head restraints are designed to help reduce the risk of neck injuries in the case of an accident.

#### ⚠ WARNING

- Never drive the vehicle with the head restraints removed.
- Do not attempt to adjust the head restraint while driving.

#### NOTE:

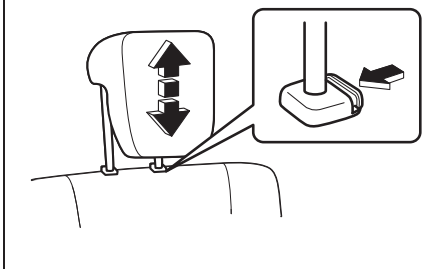
*It may be necessary to fold forward the seatback to provide enough overhead clearance to remove the head restraint.*

Adjust the head restraint to the position which places the center of the head restraint closest to the top of your ears. If this is not possible for very tall passengers, adjust the head restraint as high as possible.

## BEFORE DRIVING

### Rear

#### EXAMPLE



61MM0A033

To raise the rear head restraint, pull upward on the restraint until it clicks. To lower the restraint, push down on the restraint while holding in the lock lever. If a head restraint must be removed (for cleaning, replacement, etc.), push in the lock lever and pull the head restraint all the way out.

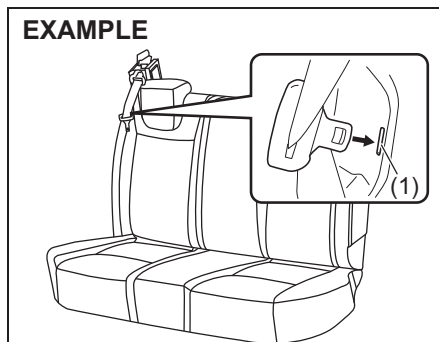
When installing a child restraint system, raise the head restraint to the most upper position.

### Folding Rear Seats

The rear seat(s) of your vehicle can be folded forward to provide additional cargo space.

To fold the rear seats forward:

#### EXAMPLE



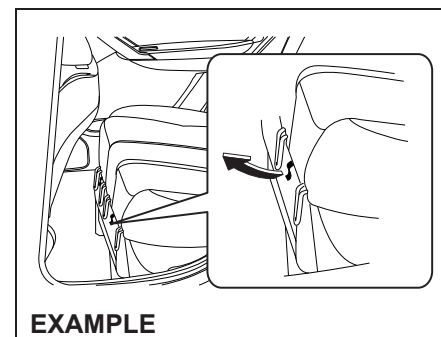
82PH02020

- 1) Insert the latch plate of the outboard lap-shoulder belts into the slit (1).

#### NOTICE

- When you move a seatback, make sure the latch plate is inserted into the slit securely so the seat belts are not caught by the seatback, seat hinge, or seat latch. This helps prevent damage to the belt system.
- Make sure the belt webbing is not twisted.

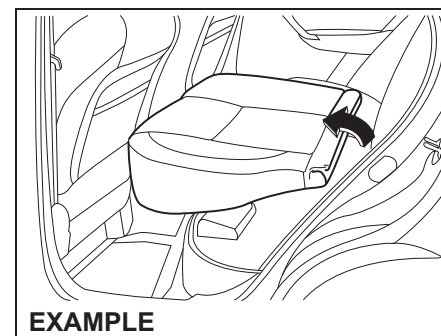
- 2) Set the front seat back to upright position and if necessary, slide the front seat forward.



#### EXAMPLE

82PH02021

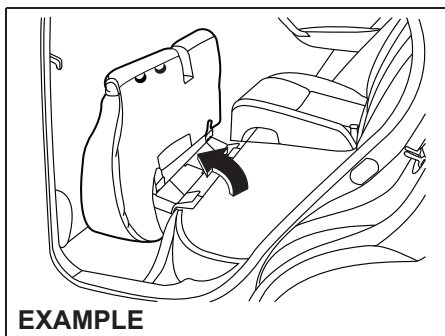
- 3) Lift the front portion of the seat cushion.



#### EXAMPLE

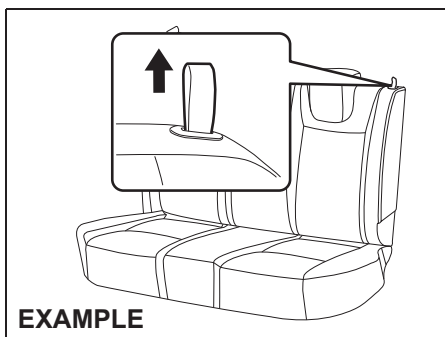
82PH02026

## BEFORE DRIVING



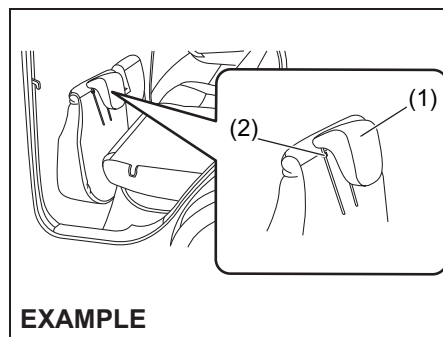
82PH02022

- 4) Lift the rear portion of seat cushion to upright position.
- 5) Remove the head restraint (if equipped) from the seatback(s).



82PH02023

- 6) Pull up the release straps on the top of the seat(s), and fold the seatback forward.



82PH02024

- 7) Insert the head restraint(s) (if equipped) rod (1) into the loop (2) provided on the cushion(s).

### NOTICE

After folding the rear seatback forward, do not allow any foreign material to enter the lock slot. This may cause damage to the inside of the lock and prevent the seatback from being locked securely.

### ⚠ WARNING

If you need to carry cargo in the passenger compartment with the rear seat back folded forward, be sure to secure the cargo or it may be thrown about, causing injury. Never pile cargo higher than the seatbacks.

To return the seat to the normal position, follow the procedure below.

### ⚠ WARNING

When returning the rear seatback to the normal position, make sure that there is nothing around the striker. Any foreign materials prevent the seatback from being locked securely.

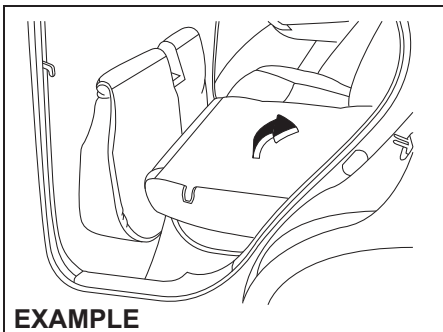
## BEFORE DRIVING

### ⚠ CAUTION

When returning the rear seatback to the normal position, be careful that your finger is not caught between the lock and the striker.

#### NOTE:

When returning the seat(s) to normal position, place the rear safety belt and buckles to proper position. Ensure that the safety belts are not twisted or pinched under the rear seat cushion.



82PH02025

- 1) Raise the seatback until it locks into place.

After returning the seat, try moving the seatback to make sure they are securely latched.

### ⚠ CAUTION

Do not put your hand into the rear seatback lock opening, or your finger may get caught and be injured.


- 2) Install the head restraint(s) (if equipped) on the seat back.
- 3) Move the seat cushion to its original position. Push the front part of the seat cushion down to latch it in place.

### NOTICE

- When returning the rear seatback to the normal position, do not allow any foreign material to enter the lock opening. This may prevent the seatback from being locked securely.
- When returning the rear seatback to the normal position, be sure to handle it carefully by hand to avoid any damage to the lock itself. Do not push it by using some material or by applying excessive force.
- As the lock is designed exclusively for securing the rear seatback, do not use it for any other purpose. Incorrect use of it may cause damage to the inside of the lock and prevent the seatback from being locked securely.

## Seat Belts and Child Restraint Systems

### EXAMPLE



65D231

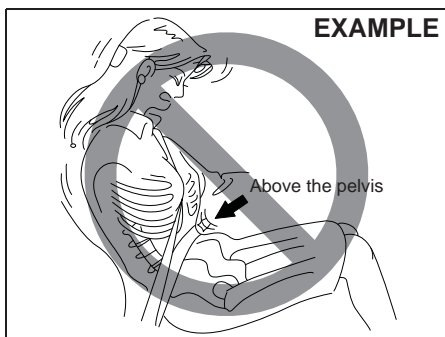
### ⚠ WARNING

**Wear Your Seat Belts at All Times.**

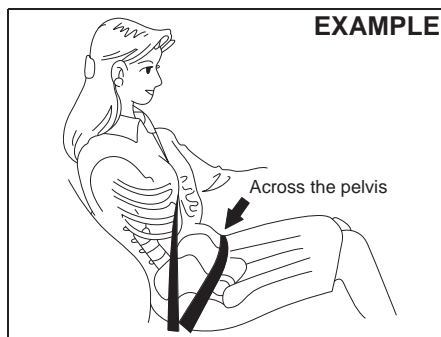
### ⚠ WARNING

An air bag supplements, or adds to, the frontal crash protection offered by seat belts. The driver and all passengers must be properly restrained by wearing seat belts at all times, whether or not an air bag is mounted at their seating position, to minimize the risk of severe injury or death in the event of a crash.

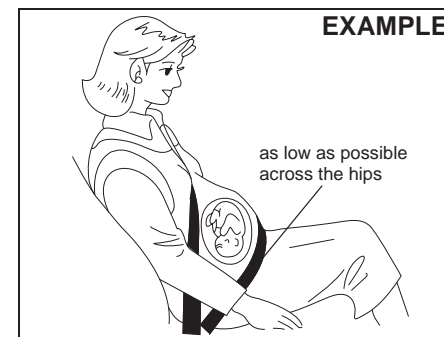
## BEFORE DRIVING



65D606S



65D201A



65D199A

### ⚠ WARNING

- Never allow persons to ride in the cargo area of a vehicle. In the event of an accident, there is a much greater risk of injury for persons who are not riding in a seat with their seat belt securely fastened.
- Seat belts should always be adjusted as follows:
  - the lap portion of the belt should be worn low across the pelvis, not across the waist.
  - the shoulder straps should be worn on the outside shoulder only, and never under the arm.
  - the shoulder straps should be away from your face and neck, but not falling off your shoulder.

(Continued)

### ⚠ WARNING

(Continued)

- Seat belts should never be worn with the straps twisted and should be adjusted as tightly as is comfortable to provide the protection for which they have been designed. A slack belt will provide less protection than a snug belt.
- Make sure that each seat belt buckle is inserted into the proper buckle catch. It is possible to cross the buckles in the rear seat.

(Continued)

### ⚠ WARNING

(Continued)

- Pregnant women should use seat belts, although specific recommendations about driving should be made by the woman's medical advisor. Remember that the lap portion of the belt should be worn as low as possible across the hips, as shown in the diagram.
- Do not wear your seat belt over hard or breakable objects in your pockets or on your clothing. If an accident occurs, objects such as glasses, pens, etc. under the seat belt can cause injury.

(Continued)

## BEFORE DRIVING

### ⚠ WARNING

(Continued)

- Never use the same seat belt on more than one occupant and never attach a seat belt over an infant or child being held on an occupant's lap. Such seat belt use could cause serious injury in the event of an accident.
- Periodically inspect seat belt assemblies for excessive wear and damage. Seat belts should be replaced if webbing becomes frayed, contaminated, or damaged in any way. It is essential to replace the entire seat belt assembly after it has been worn in a severe impact, even if damage to the assembly is not obvious.
- Children age 12 and under should ride properly restrained in the rear seat.
- Infants and small children should never be transported unless they are properly restrained. Restraint systems for infants and small children can be purchased locally and should be used. Make sure that the system you purchase meets applicable safety standards. Read and follow all the directions provided by the manufacturer.

(Continued)

### ⚠ WARNING

(Continued)

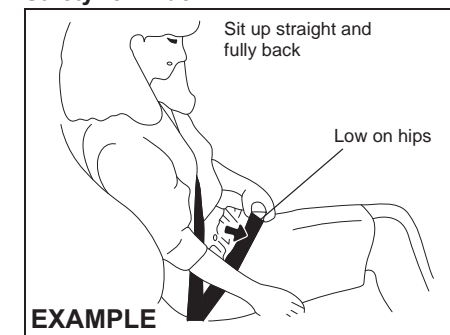
- For children, if the shoulder belt irritates the neck or face, move the child closer to the center of the vehicle.
- Avoid contamination of seat belt webbing by polishes, oils, chemicals, and particularly battery acid. Cleaning may safely be carried out using mild soap and water.
- Do not insert any items such as coins, clips, etc. into the seat belt buckles, and be careful not to spill liquids into these parts. If foreign materials get into a seat belt buckle, the seat belt may not work properly.
- All seatbacks should always be in an upright position when driving, or seat belt effectiveness may be reduced. Seat belts are designed to offer maximum protection when seatbacks are in the upright position.

### Lap-Shoulder Belt

#### Emergency Locking Retractor (ELR)

The seat belt has an emergency locking retractor (ELR), which is designed to lock the seat belt only during a sudden stop or impact. It also may lock if you pull the belt across your body very quickly. If this happens, let the belt go back to unlock it, then pull the belt across your body more slowly.

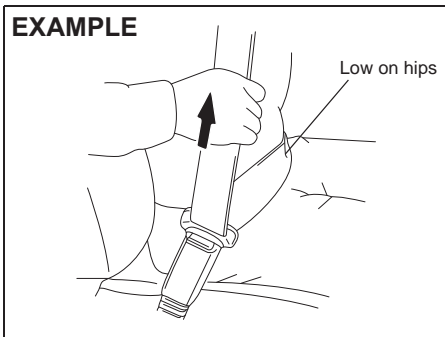
#### Safety reminder



60A038

## BEFORE DRIVING

### EXAMPLE



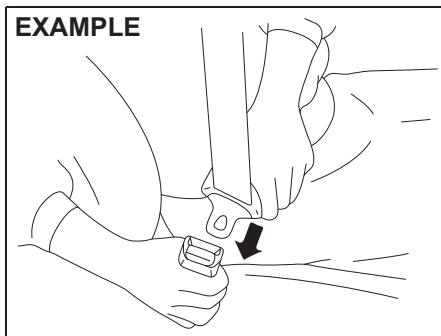
60A040

To reduce the risk of sliding under the belt during a collision, position the lap portion of the belt across your lap as low on your hips as possible and adjust it to a snug fit by pulling the shoulder portion of the belt upward through the latch plate. The length of the diagonal shoulder strap adjusts itself to allow freedom of movement.

### All Seat Belts Except Rear Center

All seat belts except rear center are the lap-shoulder belt.

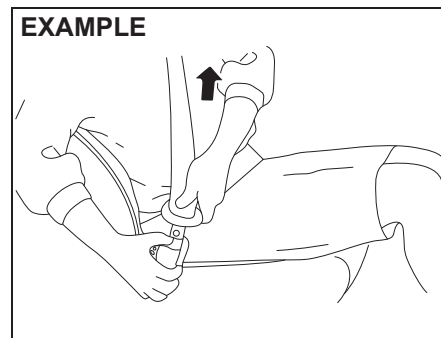
### EXAMPLE



60A036

To fasten the seat belt, sit up straight and well back in the seat, pull the latch plate attached to the seat belt across your body and press it straight into the buckle until you hear a click.

### EXAMPLE



60A039

To unfasten the seat belt, push the button on the buckle and retract the belt slowly while attaching a hand to the belt or/and the latch plate.

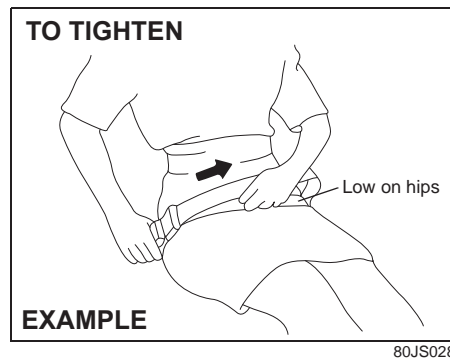


## BEFORE DRIVING

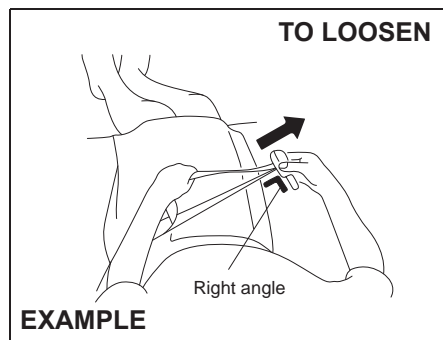
### Lap belt

#### Rear Center Seat Belt

Rear center seat belt is the lap belt. To fasten the belt, pull the latch plate attached to the seat belt across your hips and press it straight into the buckle until you hear a click. To reduce the risk of sliding under the belt during a collision, position the belt across your lap as low on your hips as possible and adjust it to a snug fit.

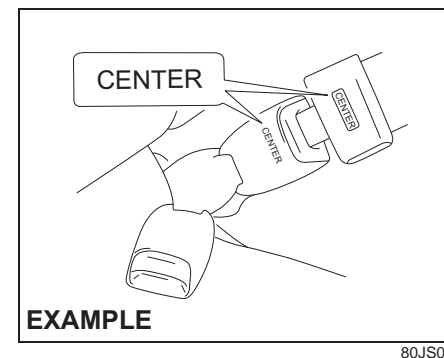


To tighten the belt, pull the free end of the belt across alongside the lap strap.



To lengthen, release the latch plate from the buckle, pull the latch plate (adjuster) in the direction of the arrow, at right angles to the belt. The latch plate should then be refitted into the buckle and the belt tightened as previously described.

To unfasten the belt, press the release button on the buckle catch.

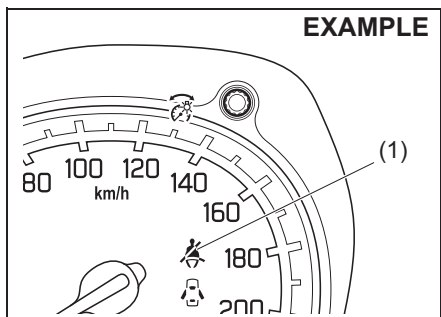


#### NOTE:

To identify the center seat belt buckle and latch plate in the rear seat, "CENTER" is marked on the buckle and latch plate of the center lap belt. The buckles are designed so a latch plate cannot be inserted into the wrong buckle.

## BEFORE DRIVING

### Driver's Seat Belt Reminder



(1) Driver's seat belt reminder light

When the driver doesn't buckle his or her seat belt, with the ignition switch in the "ON" position or the ignition mode "ON", the driver's seat belt reminder light in the instrument cluster will blink and a buzzer will sound as a reminder to the driver to buckle his or her seat belt. For more details, refer to the explanation below.

If the driver's seat belt remains unbuckled when the ignition switch is in the "ON" position or the ignition mode is "ON", the reminder works as follows:

- 1) The driver's seat belt reminder light will come on.
- 2) After the vehicle's speed has reached about 15 km/h, the driver's seat belt reminder light will blink and a buzzer will sound for about 95 seconds.

- 3) After step 2) has finished, the reminder light will remain on until the driver's seat belt is buckled.

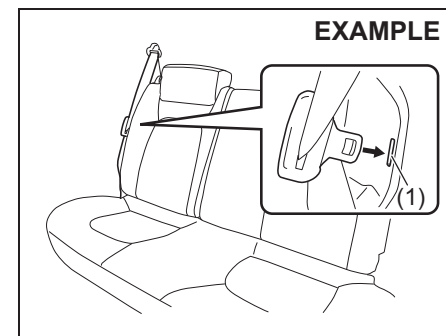
If the driver has buckled his or her seat belt and later unbuckles the seat belt, the seat belt reminder system will be activated from step 1) or step 2) according to vehicle's speed. When the vehicle's speed is below about 15 km/h, the reminder will start from step 1). When the vehicle's speed is above about 15 km/h, the reminder will start from step 2).

The reminder will be automatically cancelled when the driver's seat belt is buckled or the ignition switch is turned off, ignition mode is switched to OFF position.

#### ⚠ WARNING

**It is absolutely essential that the driver and passengers wear their seat belts at all times. Persons who are not wearing seat belts have a much greater risk of injury if an accident occurs. Make a regular habit of buckling your seat belt before putting the key in the ignition or pressing the engine switch.**

### Rear Seat Belt Hanger

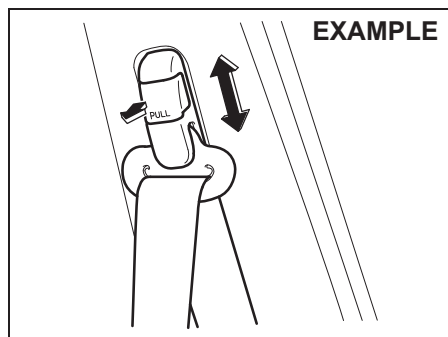


#### NOTICE

- When you move a seatback, make sure the latch plate is inserted into the slit (1) securely so the seat belts are not caught by the seatback, seat hinge, or seat latch. This helps prevent damage to the belt system.
- Make sure the belt webbing is not twisted.

## BEFORE DRIVING

### Shoulder Anchor Height Adjuster (if equipped)



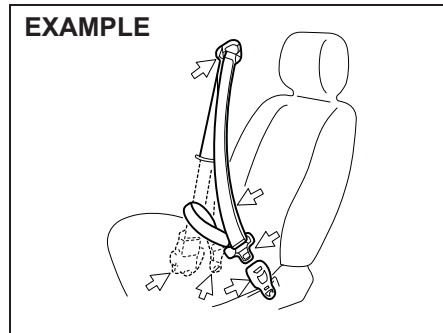
64J198

Adjust the shoulder anchor height so that the shoulder belt rides on the center of the outboard shoulder. To move upward, slide the anchor up. To move downward, slide the anchor down while pulling the lock knob out. After adjustment, make sure that the anchor is securely locked.

#### WARNING

Be sure that the shoulder belt is positioned on the center of the outside shoulder. The belt should be away from your face and neck, but not falling off your shoulder. Misadjustment of the belt could reduce the effectiveness of the safety belt in a crash.

### Seat Belt Inspection



65D209S


Periodically inspect the seat belts to make sure they work properly and are not damaged. Check the webbing, buckles, latch plates, retractors, anchorages, and guide loops. Replace any seat belts which do not work properly or are damaged.

#### WARNING

Be sure to inspect all seat belt assemblies after any collision. Any seat belt assembly which was in use during a collision (other than a very minor one) should be replaced, even if damage to the assembly is not obvious. Any seat belt assembly which was not in use during a collision should be replaced if it does not function properly, it is damaged in any way or the seat belt pretensioner was activated.

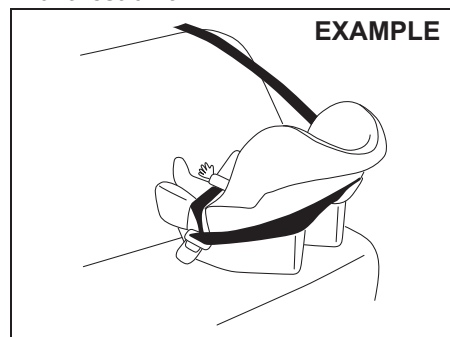
## BEFORE DRIVING

### Child Restraint Systems



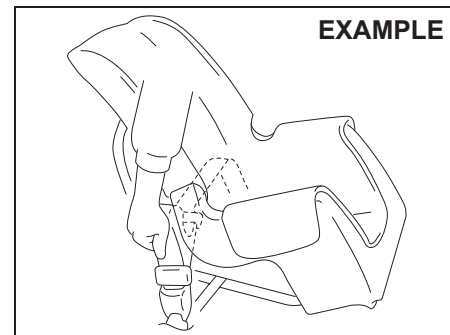
60G332S

### Infant restraint




79J221

### Child restraint



79J222

### Booster seat



79J223

MARUTI SUZUKI highly recommends that you use a child restraint system to restrain infants and small children. Many different types of child restraint systems are available; make sure that the restraint system you select meets applicable safety standards.

All child restraint systems are designed to be secured on vehicle seats by either seat belts (lap belts or the lap portion of lap-shoulder belts). Whenever possible, MARUTI SUZUKI recommends that child restraint systems be installed on the rear seat. According to accident statistics, children are safer when properly restrained in rear seating positions than in front seating positions.

If you must use a front-facing child restraint in the front passenger's seat, adjust the passenger's seat as far back as possible.

**NOTE:**  
Observe any statutory regulation about child restraints.

## BEFORE DRIVING

### EXAMPLE



58MS030

### ⚠ WARNING

Do not install a rear-facing child restraint in the front passenger's seat. If the passenger's air bag inflates, a child in a rear-facing child restraint could be killed or seriously injured. The back of a rear-facing child restraint would be too close to the inflating air bag.

### ⚠ WARNING

If you install a child restraint system in the rear seat, slide the front seat far enough forward so that the child's feet do not touch the front seatback. This will help avoid injury to the child in the event of an accident.

### EXAMPLE



65D608D


### ⚠ WARNING

Children could be endangered in a crash if their child restraints are not properly secured in the vehicle. When installing a child restraint system, be sure to follow the instructions below. Be sure to secure the child in the restraint system according to the manufacturer's instructions.

### ⚠ WARNING

In an accident or sudden stop, the rear seat armrest (if equipped) could fall forward. If there is a child in a rear-facing child restraint in the rear center seating position, the falling armrest could injure the child. Do not install a rear-facing child restraint in the rear center seating position.

### EXAMPLE



65D609S

## BEFORE DRIVING

### Installation with Lap-Shoulder Seat Belts

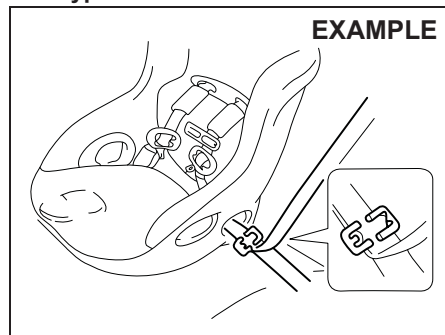
#### NOTICE

If you can adjust the position of rear head restraint (if equipped), adjust the height of the rear head restraint or remove it for fitting the child restraint, as necessary. However, if a booster cushion not equipped with the head restraint is fitted, the rear seat head restraint should not be removed. If the rear head restraint is removed for fitting the child restraint, you need to install it again after removing the child restraint. If the child restraint is fitted improperly, a child sitting in it could be injured in a crash.

#### NOTE:

Stow the removed head restraint (If equipped) in the luggage compartment so it will not inconvenience the occupants.

### ELR type belt



80JC021

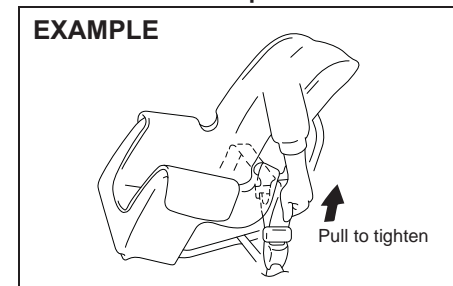
Install your child restraint system according to the instructions provided by the child restraint system manufacturer.

Make sure that the seat belt is securely latched.

Try to move the child restraint system in all directions to make sure it is securely installed.

### Installation with a Lap Belt

#### EXAMPLE



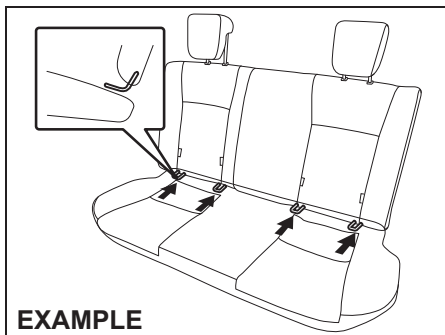
60G132

Install your child restraint system according to the instructions provided by the child restraint system manufacturer.

To lengthen or tighten the belt, refer to the "Lap-belt" item in this "Seat Belts and Child Restraint Systems" section. After making sure that the seat belt is securely latched, try moving the child restraint system in all directions, to make sure it is securely installed. If you need to tighten the belt, pull the free end of the webbing.

## BEFORE DRIVING

### Installation with ISOFIX type anchorages



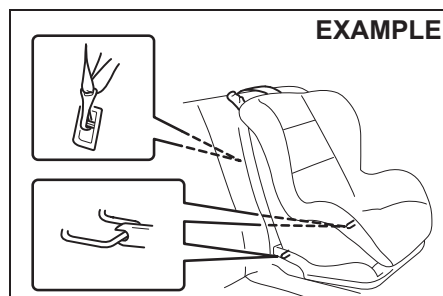
82PM02003

Your vehicle is equipped with the lower anchorages in the rear seat outboard seating positions for securing a ISOFIX type of child restraints with the connecting bars. The lower anchorages are located where the rear of the seat cushion meets the bottom of the seatback.

#### WARNING

Install the ISOFIX type of child restraint(s) in the only outboard seating positions, not in the central position for the rear seat.

Install the ISOFIX type child restraint system according to the instructions provided by the child restraint system manufacturer. After installation, try moving the child restraint system in all directions especially forward to check that connecting bars are securely latched to the anchorages.



55RM02026

Your vehicle is equipped with the top tether anchorages. Use the top tether strap of the child restraint according to the instructions provided by the child restraint system manufacturer.

Here is a general instruction:

#### CAUTION

If your vehicle is equipped with the rear head restraint, adjust the height of the rear head restraint or remove it for fitting the child restraint, as necessary. However, if a booster cushion not equipped with the seatback is fitted, the rear seat head restraint should not be removed. If the rear head restraint is removed for fitting the child restraint, you need to install it again after removing the child restraint.

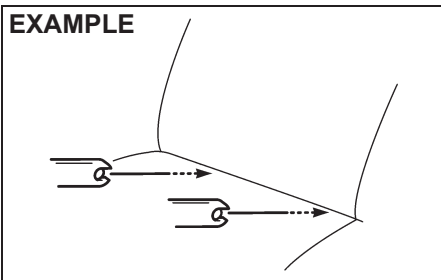
If the child restraint is fitted improperly, a child sitting in it could be injured in a crash

#### NOTE:

Stow the removed head restraint (if equipped) in the luggage compartment so it will not cause inconvenience to the occupants.

## BEFORE DRIVING

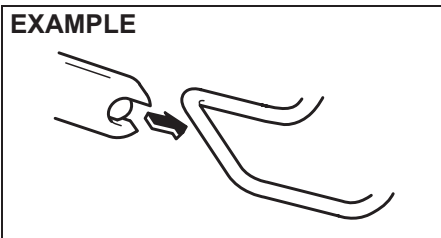
### EXAMPLE



78F114

- 1) Place the child restraint in the rear seat, inserting the connecting bars to the anchorages between the seat cushion and the seatback.

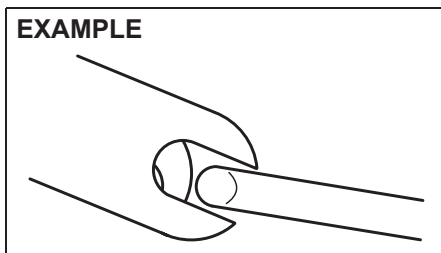
### EXAMPLE



68LM268

- 2) Use your hands to carefully align the connecting bar tips with the anchorages. Take care not to pinch your fingers.

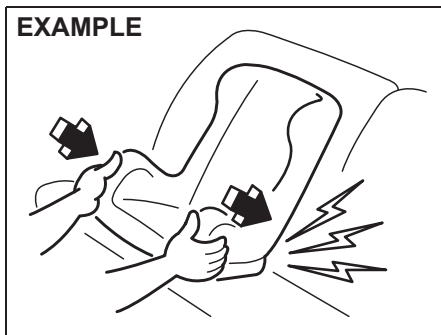
### EXAMPLE



54G184

- 3) Push the child restraint toward the anchorages so that the connecting bar tips are partially hooked to the anchorages. Use your hands to confirm the position.

### EXAMPLE



54G185

- 4) Grasp the front of the child restraint and push the child restraint forcefully to latch the connecting bars. Check that they are securely latched by trying to

move the child restraint system in all directions, especially forward.

- 5) Attach the top tether strap referring to "Installation of child restraint with top tether" section.

When you put your child in the child restraint system, appropriately slide the front seat forward not to touch a part of your child's body.

### NOTICE

**When installing a child restraint system to the rear seat, adjust the front seat position so that the front seat does not interfere with the child restraint system.**



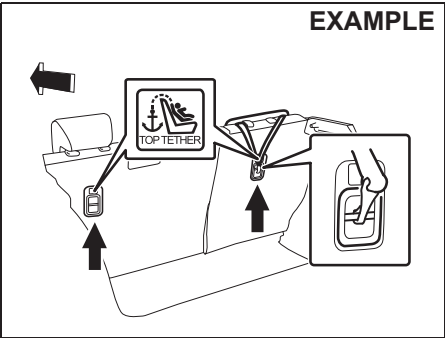
**BEFORE DRIVING**

**Installation of child restraint with top tether**

**⚠ CAUTION**

If your vehicle is equipped with the rear head restraint, adjust the height of the rear head restraint or remove it for fitting the child restraint, as necessary. However, if a booster cushion not equipped with the seatback is fitted, the rear seat head restraint should not be removed. If the rear head restraint is removed for fitting the child restraint, you need to install it again after removing the child restraint. If the child restraint is fitted improperly, a child sitting in it could be injured in a crash.

**NOTE:**  
Stow the removed head restraint (if equipped) in the luggage compartment so it will not cause inconvenience to the occupants.



82PM02002

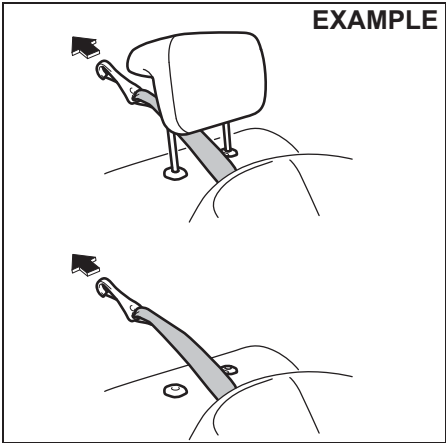
Some child restraint systems require the use of a top tether strap. Top tether anchorage brackets are provided in your vehicle at the locations shown in the illustrations. The number of the top tether anchorage brackets provided in your vehicle depends on the vehicle specification. Install the child restraint system as follows:

- 1) Remove the luggage compartment cover.
- 2) Secure the child restraint on the rear seat using the procedure described above for securing a restraint system that does not require a top tether strap.
- 3) Hook the top tether strap to the top tether anchorage bracket and tighten the top tether strap according to the instructions provided by the child restraint system manufacturer. Attach the top tether strap to the correspond-

ing top tether anchorage bracket located directly behind the child restraint. Do not attach the top tether strap to the luggage restraint loops (if equipped)

**⚠ WARNING**

Do not attach the child restraint top tether strap to the luggage restraint loops (if equipped). Incorrectly attached top tether strap will reduce the intended effectiveness of the child restraint system.



55RM02028

## BEFORE DRIVING

---

- 4) When routing the top tether strap, pass the top tether strap as shown in the illustration. (Refer to "Head restraints (if equipped)" section for details on how to adjust the height of head restraint (If equipped) or remove it.)
- 5) Check that cargo does not interfere with routing of the top tether strap.

| <b>NOTICE</b>   |
|---|
| <b>When installing a child restraint system to the rear seat, adjust the front seat position so that the front seat does not interfere with the child restraint system.</b> |

**NOTE:**

*Maruti Suzuki recommends use of Maruti Suzuki Genuine accessory of "Child seat, ISOFIX"*

## Child Restraint System for India

### Child Restraint

The suitability of each passenger's seat position for carriage of children and fitting of child restraint system is shown in the table below. Whenever you carry children up to 12 years of age, properly use the child restraints which conform to AIS 072, the standard for child restraints, referring to the table.

| MASS GROUP               | Seating position (or other site) |               |             |                       |                     |
|--------------------------|----------------------------------|---------------|-------------|-----------------------|---------------------|
|                          | Front Passenger                  | Rear Outboard | Rear Centre | Intermediate Outboard | Intermediate Centre |
| Group 0<br>Up to 10 kg   | X                                | U             | X           | N.A.                  | N.A.                |
| Group 0+<br>Up to 13 kg  | X                                | U             | X           | N.A.                  | N.A.                |
| Group I<br>9 to 18 kg    | X                                | U             | X           | N.A.                  | N.A.                |
| Group II<br>15 to 25 kg  | X                                | U             | X           | N.A.                  | N.A.                |
| Group III<br>22 to 36 kg | X                                | U             | X           | N.A.                  | N.A.                |

Key of letters to be inserted in the above table:

U = Suitable for 'universal' category restraints approved for use in this mass group

X = Seat position not suitable for children in this mass group

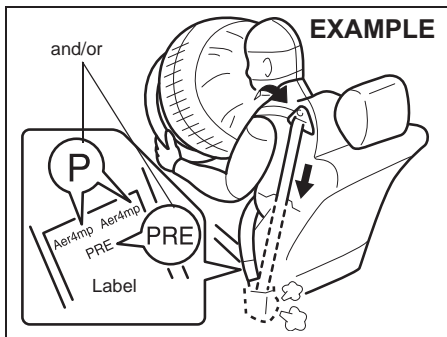
N.A = Seat position not available for children in this mass group.

NOTE: 'universal' is the category in the AIS 072.

: 'Outboard' indicates window side seat.

## BEFORE DRIVING

### Seat Belt Pretensioner System



#### WARNING

This section of the owner's manual describes your vehicle's SEAT BELT PRETENSIONER SYSTEM. Please read and follow ALL these instructions carefully to minimize your risk of severe injury or death.

To determine if your vehicle is equipped with a seat belt pretensioner system at the front seating positions, check the label on the front seat belt at the bottom part. If the letters "p" and/or "PRE" appear as illustrated, your vehicle is equipped with the seat belt pretensioner system. You can use the pretensioner seat belts in the same manner as ordinary seat belts.

Read this section and the "Supplemental Restraint System (air bags)" section to learn more about the pretensioner system.

The seat belt pretensioner system works with the SUPPLEMENTAL RESTRAINT SYSTEM (Air Bags). The crash sensors and the electronic controller of the air bag system also control the seat belt pretensioners. The pretensioners are triggered only when there is a frontal crash severe enough to trigger the air bags and the seat belts are fastened. For precautions and general information including servicing the pretensioner system, refer to the "Supplemental Restraint System (air bags)" section in addition to this "Seat Belt Pretensioner System" section, and follow all those precautions.

The pretensioner is located in each front seat belt retractor. The pretensioner tightens the seat belt so the belt fits the occupant's body more snugly in the event of a frontal crash. The retractors will remain locked after the pretensioners are activated. Upon activation, some noise will occur and some smoke may be released. These conditions are not harmful and do not indicate a fire in the vehicle.

The driver and all passengers must be properly restrained by wearing seat belts at all times, whether or not a pretensioner is equipped at their seating position, to minimize the risk of severe injury or death in the event of a crash.

Sit fully back in the seat; sit up straight; do not lean forward or sideways. Adjust the belt so the lap portion of the belt is worn low across the pelvis, not across the waist. Please refer to the "Seat Adjustment" section and the instructions and precautions about the seat belts in this "Seat Belts and Child Restraint Systems" section for details on proper seat and seat belt adjustments.

## BEFORE DRIVING

Please note that the pretensioners along with the air bags will activate in severe frontal collisions. They are not designed to activate in side impacts, rear impacts, roll-overs, or minor frontal collisions. The pretensioners can be activated only once. If the pretensioners are activated (that is, if the air bags are activated), have the pretensioner system replaced by an authorised Maruti Suzuki workshop as soon as possible.

The pretensioner system or the air bag system may not work properly if any of the following conditions occur :

- 1) If the air bag light on the instrument cluster does not come on briefly, when the ignition switch is turned to the "ON" position or the engine switch is pressed to change the ignition mode to "ON".
- 2) If the air bag light comes on and stays on for more than 10 seconds, when the ignition switch is turned to the "ON" position or the engine switch is pressed to change the ignition mode to "ON".
- 3) If the air bag light comes on while driving.

Have both systems inspected by an authorised Maruti Suzuki workshop as soon as possible.

Service on or around the pretensioner system components or wiring must be performed only by an authorised Maruti Suzuki workshop who is specially trained. Improper service could result in unin-

tended activation of pretensioners or could render the pretensioner inoperative. Either of these two conditions may result in personal injury.

To prevent damage or unintended activation of the pretensioners, be sure the battery is disconnected and the ignition switch has been in the "LOCK" position or the ignition mode has been "LOCK" (OFF) for at least 90 seconds before performing any electrical service work on your authorised Maruti Suzuki workshop.

Do not touch pretensioner system components or wiring. The wires are wrapped with yellow tape or yellow tubing, and the couplers are yellow. When scrapping your vehicle, ask your authorised Maruti Suzuki workshop, body repair shop, or scrap yard for assistance.

## BEFORE DRIVING

### Supplemental Restraint System (air bags)

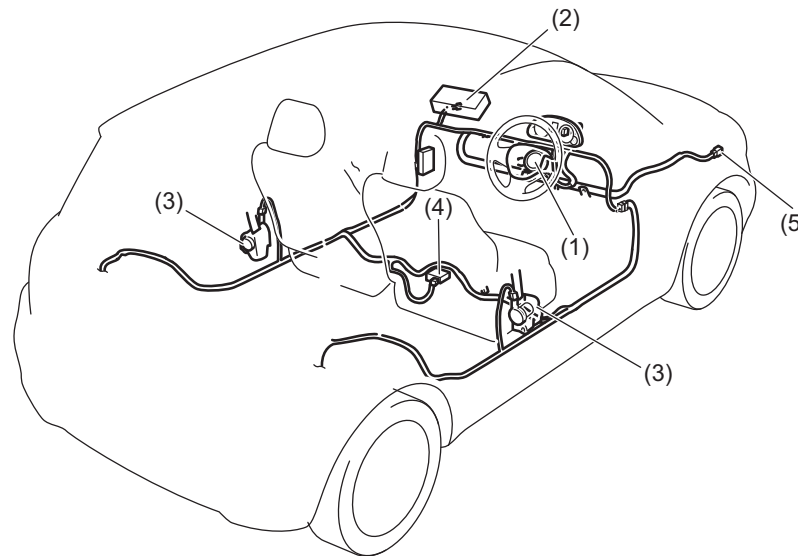
#### WARNING

This section of the owner's manual describes the protection provided by your Vehicle's **SUPPLEMENTAL RESTRAINT SYSTEM** (air bags). Please read and follow **ALL** these instructions carefully to minimize your risk of severe injury or death in the event of a collision.

Your vehicle is equipped with a Supplemental Restraint System consisting of the following components in addition to a lap-shoulder belt at each front seating position.

- (1) Driver's front air bag module
- (2) Front passenger's front air bag module
- (3) Seat belt pretensioners
- (4) Air bag controller
- (5) Forward crash sensor

#### EXAMPLE



82PH02036

**⚠ WARNING**

An air bag supplements, or adds to, the crash protection offered by seat belts. The driver and all passengers must be properly restrained by wearing seat belts at all times, whether or not an air bag is mounted at their seating position, to minimize the risk of severe injury or death in the event of a crash.

**Air bag light**

63J030

If the air bag light on the instrument cluster does not blink or come on when the ignition switch is first turned to the "ON" position, or the ignition mode is first changed to "ON", or the air bag light stays on, or comes on while driving, the air bag system (or the seat belt pretensioner system) may not work properly. Have the air bag system inspected by an authorised Maruti Suzuki workshop as soon as possible.

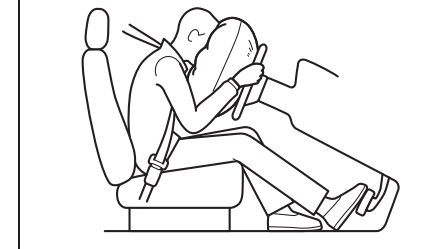
**Air bag symbol meaning****EXAMPLE**

72M00150

You may find this label on the sun visor.

**⚠ WARNING**

**NEVER use a rearward facing child restraint on a seat protected by an ACTIVE AIRBAG in front of it, DEATH or SERIOUS INJURY to the CHILD can occur.**

**Front Air Bags****EXAMPLE**

63J259

Front air bags are designed to inflate in severe frontal collisions when the ignition switch is in the "ON" position or the ignition mode is "ON".

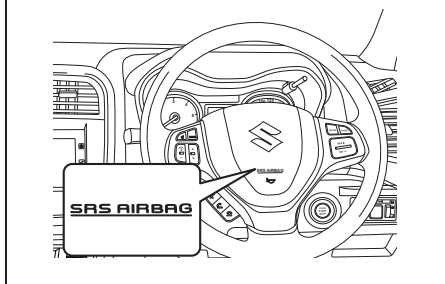
Front air bags are not designed to inflate in rear impacts, side impacts, rollovers or minor frontal collisions, since they would offer no protection in those types of accidents. Remember, since an air bag deploys only one time during an accident, seat belts are needed to restrain occupants from further movements during the accident.

Therefore, an air bag is NOT a substitute for seat belts. To maximize your protection, ALWAYS WEAR YOUR SEAT BELTS. Be aware that no system can prevent all possible injuries that may occur in an accident.

## BEFORE DRIVING

### Driver's front air bag


#### EXAMPLE



82PH02008

### Front passenger's front air bag

#### EXAMPLE



82PH02009

The driver's front air bag is located behind the center pad of the steering wheel and the front passenger's front air bag is

located behind the passenger's side of the dashboard. The words "SRS AIRBAG" are molded into the air bag covers to identify the location of the air bags.

#### EXAMPLE



58MS030


#### ⚠ WARNING

If your vehicle is equipped with a front passenger air bag, do not install a rear-facing child restraint in the front passenger's seat. If the passenger's air bag inflates, a child in a rear-facing child restraint could be killed or seriously injured. The back of a rear-facing child restraint would be too close to the inflating air bag.

Please refer to the "Seat Belts and Child Restraint Systems" section in this section for details on securing your child.

### Conditions of front air bags deployment (inflation)

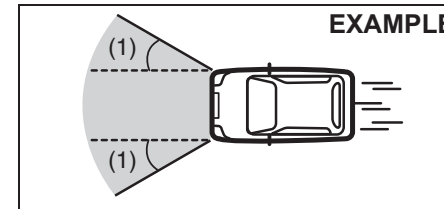
#### EXAMPLE



80J097

- Frontal crash with a fixed wall that does not move or deform at more than about 25 km/h.

#### EXAMPLE




80J098E

- Strong impact equivalent to frontal crash such as above at left and right angles of about 30 degrees (1) or less from the front of your vehicle.




## BEFORE DRIVING


**Conditions of front air bags may inflate**  
Receiving a strong impact to the lower body of your vehicle, the front air bags may inflate.



- Hitting a curb or medial strip.




- Falling into a deep hole or ditch.




- Landing hard or falling.

### Front air bags may not inflate

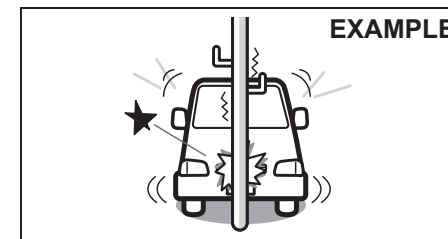
The front air bags may not inflate when a strong impact has not occurred since the crash object was easy to be deformed or moved, or the crashed portion of your vehicle was easy to be deformed. Also, front air bags may not inflate in many cases when the crash angle is greater than about 30 degrees at left and right angles from the front of your vehicle.



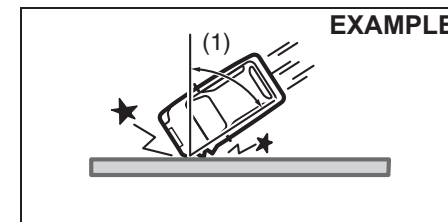
- Frontal crash to a stopped vehicle at less than about 50 km/h.



- Crash that the front of your vehicle goes under the bed of a truck etc.




- Crash with a utility pole or stumpage.



## BEFORE DRIVING

- Crash with a fixed wall or guardrail at left and right angles of greater than about 30 degrees (1) from the front of your vehicle.




80J106

- Frontal crash with a fixed wall that does not move or deform at less than about 25 km/h.

### Front air bags do not inflate

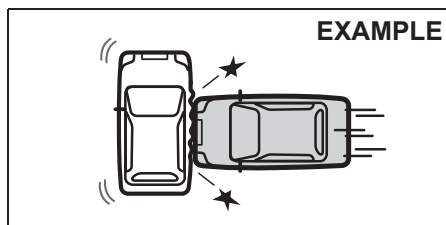
Front air bags do not inflate in rear impacts, side impacts or rollovers, etc. However, these might inflate in a strong impact.



80J120

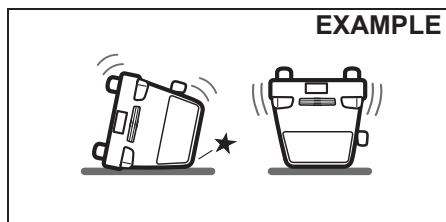
- Impact from the rear.

2-47



80J119

- Impact from the side.



80J110

- Vehicle rollover.

### How the system works

In a frontal collision, the crash sensors will detect rapid deceleration, and if the controller judges that the deceleration represents a severe frontal crash, the controller will trigger the inflators. The inflators inflate the air bags with nitrogen or argon gas. The inflated air bags provide a cushion for your head and upper body. The air bag inflates and deflates so quickly that you may not even realize that it has activated. The air bag will neither hinder your view nor make it harder to exit the vehicle.

Air bags must inflate quickly and forcefully in order to reduce the chance of serious or fatal injuries. However, an unavoidable consequence of the quick inflation is that the air bag may irritate bare skin, such as the facial area. Also, upon inflation, a loud noise will occur and some powder and smoke will be released. These conditions are not harmful and do not indicate a fire in the vehicle. Be aware, however, that some air bag components may be hot for a while after inflation.

A seat belt helps to keep you in the proper position for maximum protection when an air bag inflates. Adjust your seat as far back as possible while still maintaining control of the vehicle. Sit fully back in your seat; sit up straight; do not lean over the steering wheel or dashboard. Please refer to the "Front Seat" section and the "Seat Belts and Child Restraint Systems" section

**BEFORE DRIVING**

in this section for details on proper seat and seat belt adjustments.



65D610S

**⚠ WARNING**

- **The driver should not lean over the steering wheel. The front passenger should not rest his or her body against the dashboard, or otherwise get too close to the dashboard. In these situations, the out-of-position occupant would be too close to an inflating air bag, and may suffer severe injury.**
- **Do not attach any objects to, or place any objects over, the steering wheel or dashboard. Do not place any objects between the air bag and the driver or front passenger. These objects may interfere with air bag operation or may be propelled by the air bag in the event of a crash. Either of these conditions may cause severe injury.**

Note that even though your vehicle may be moderately damaged in a frontal collision, the collision may not have been severe enough to trigger the air bags to inflate. If your vehicle sustains ANY front-end damage, have the air bag system inspected by an authorised Maruti Suzuki workshop to ensure it is in proper working order.

Your vehicle is equipped with a diagnostic module which records information about the air bag system if the air bags deploy in a crash. The module records information about overall system status, which sensors activated the deployment, and for a certain vehicle only, whether the driver's seat belt was in use.

**Servicing the air bag system**

If the air bags inflate, have the air bags and related components replaced by an authorised Maruti Suzuki workshop as soon as possible.

If your vehicle ever gets in deep water and the driver's floor is submerged, the air bag controller could be damaged. If it does, have the air bag system inspected by the authorised Maruti Suzuki workshop as soon as possible.

Special procedures are required for servicing or replacing an air bag. For that reason, only an authorised Maruti Suzuki workshop should be allowed to service or replace your air bags. Please remind anyone who services your vehicle that it has air bags.

## BEFORE DRIVING

---

Service on or around air bag components or wiring must be performed only by an authorised Maruti Suzuki workshop. Improper service could result in unintended air bag deployment or could render the air bag inoperative. Either of these two conditions may result in severe injury.

To prevent damage or unintended inflation of the air bag system, be sure the battery is disconnected and the ignition switch has been in the "LOCK" position or the ignition mode has been "LOCK" (OFF) for at least 90 seconds before performing any electrical service work on your Vehicle. Do not touch air bag system components or wires. The wires are wrapped with yellow tape or yellow tubing, and the couplers are yellow for easy identification.

Scrapping a vehicle that has an uninflated air bag can be hazardous. Ask an authorised Maruti Suzuki workshop, body repair shop or scrap yard for help with disposal.

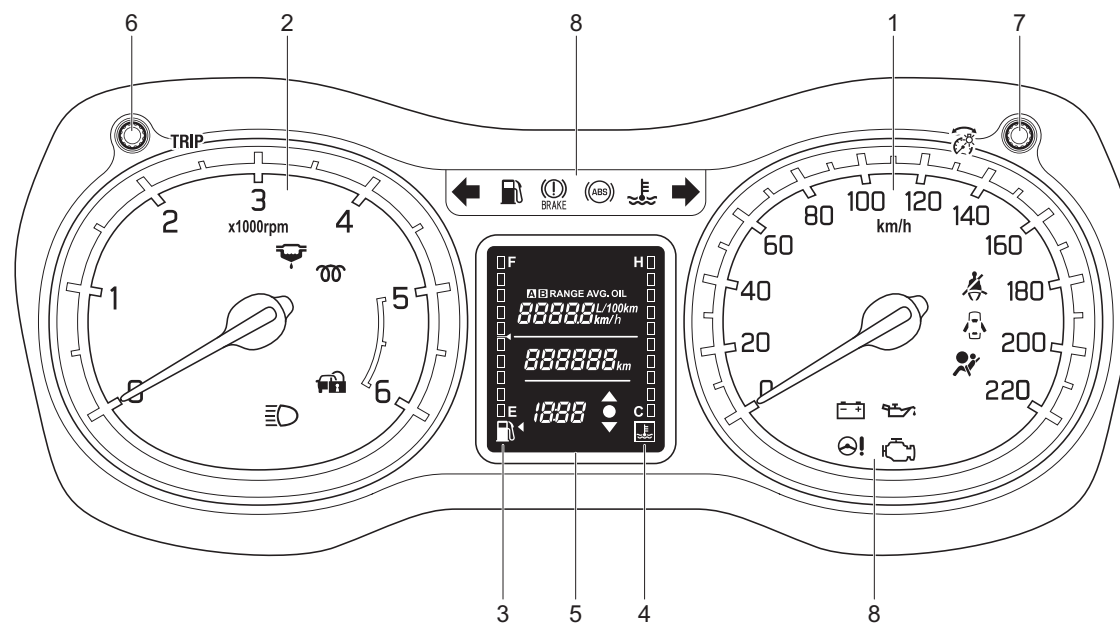
## BEFORE DRIVING

### Instrument Cluster (if equipped)

- |                |                             |                                 |
|----------------|-----------------------------|---------------------------------|
| 1. Speedometer | 4. Temperature gauge        | 7. Indicator selector knob      |
| 2. Tachometer  | 5. Information display      | 8. Warning and indicator lights |
| 3. Fuel gauge  | 6. Trip meter selector knob |                                 |

### Type A

#### EXAMPLE

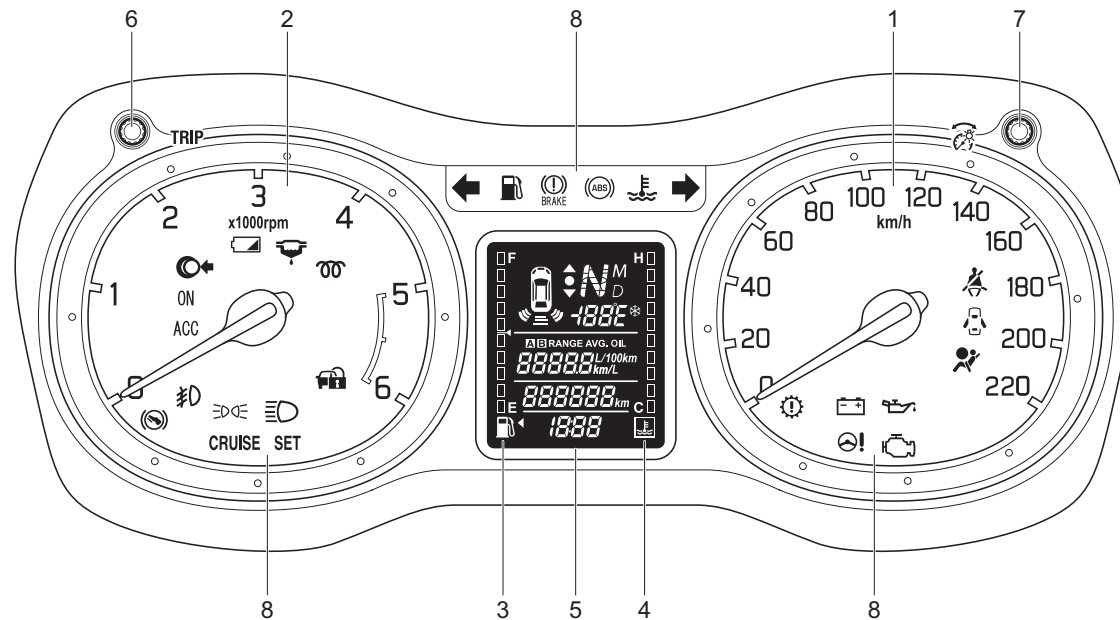


82PM02005

## BEFORE DRIVING

### Type B

#### EXAMPLE



82PM02006

Speedometer

The speedometer indicates vehicle speed.

Speed Alert System

The speed alert system gives audible warning for alert of over-speed to driver. When vehicle speed exceeds about 80Kmph, primary level warning with two beeps will sound. When the vehicle speed exceeds about 120 Km/h, secondary level warning with continuous beeps will sound. If the vehicle speed is slowed down to about 118 km/h, two beeps will sound and the buzzer will stop. This buzzer does not indicate any malfunction in vehicle.

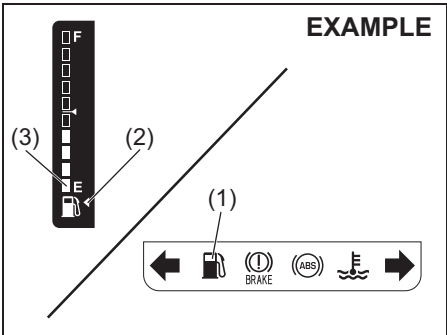
Tachometer

The tachometer indicates engine speed in revolutions per minute.

NOTICE

Never drive the vehicle with the engine revving in the red zone, or severe engine damage can result. Keep the engine speed below the red zone even when downshifting to a lower gear position. Refer to “Downshifting maximum allowable speeds” in the “OPERATING YOUR VEHICLE” section.

Fuel Gauge



82PH02033

When the ignition switch is in the “ON” position or the ignition mode is “ON”, this gauge gives an approximate indication of the amount of fuel in the fuel tank. “F” stands for full and “E” stands for empty.

If the fuel meter indicator shows only one segment to “E”, refill the tank as soon as possible.

NOTE:

If the last segment (3) blinks, it means that the fuel is almost empty.

If the low fuel warning light (1) comes on, fill the fuel tank immediately.

NOTE:

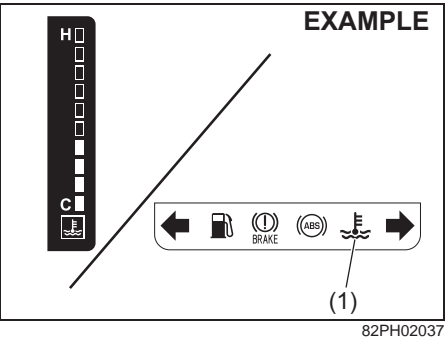
The activation point of the low fuel warning light (1) varies depending on road conditions (for example, slope or curve) and driving conditions because of fuel moving in the tank.

Refer to “Low Fuel Warning Light” in “Warning and Indicator Lights” in this section for details.

The mark (2) indicates that the fuel filler door is located on the left side of the vehicle.

BEFORE DRIVING

Temperature Gauge

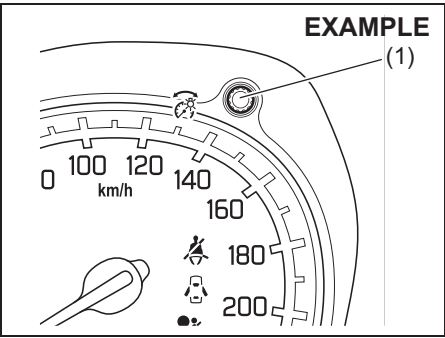


When the ignition switch is in the “ON” position or the ignition mode is “ON”, this gauge indicates the engine coolant temperature. Under normal driving conditions, the indicator should stay within the normal, acceptable temperature range between “H” and “C”. If the indicator approaches “H”, overheating is indicated. When the engine overheats, the Engine Coolant Temperature Light (1) will be ON. Refer to Engine Coolant Temperature Light section. Follow the instructions for engine overheating in the “EMERGENCY SERVICE” section.

**NOTICE**

**Continuing to drive the vehicle when engine overheating is indicated can result in severe engine damage.**

Brightness Control



When the ignition switch is turned to the “ON” position or the engine switch is pressed to change the ignition mode to “ON”, the instrument cluster lights come on.

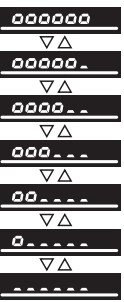
Your vehicle has a system to automatically dim the brightness of the instrument panel lights when the position lights or headlights are on.

When the position lights and/or headlights are “ON”, you can control the meter illumination intensity.

To increase the brightness of the instrument panel lights, turn the brightness control knob (1) clockwise.

To reduce the brightness of the instrument panel lights, turn the brightness control knob (1) counterclockwise.

EXAMPLE



**WARNING**

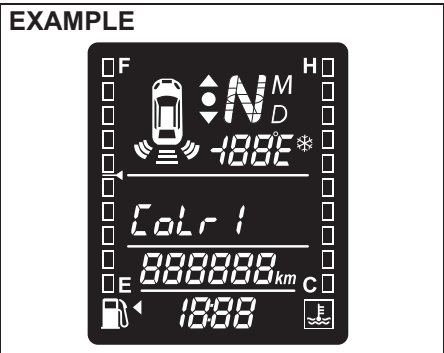
**If you attempt to adjust the display while driving, you could lose control of the vehicle. Do not attempt to adjust the display while driving.**

**NOTE:**

- If you do not turn the brightness control knob within about 10 seconds of activating the brightness control display, the brightness control display will be canceled automatically. If you want to exit before 10 seconds (auto exit) then Press “Trip Meter Selector Knob” in this mode.
- When you reconnect the battery, the brightness of the instrument panel lights will be reinitialized. Readjust the brightness according to your preference.



Multi-Colour Illumination Display

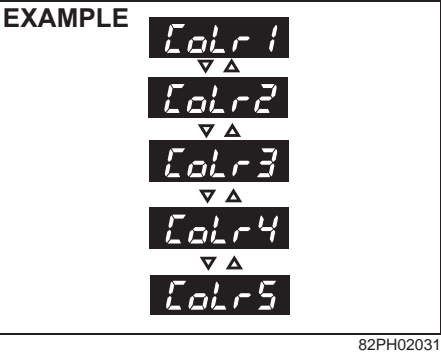


When the ignition switch is turned to the “ON” position or the engine switch is pressed to change the ignition mode to ON, the instrument panel lights come on.

Your vehicle has a multi-colour illumination display. The colour of the instrument panel can be selected from the five preset colour.

To enter the colour change mode of instrument panel, rotate the indicator selector knob in the clockwise or counter-clockwise direction. The last selected colour will be displayed.

To change the colour, press the indicator selector knob.



When you have selected the colour of your choice, press the trip meter selector knob to exit the colour change mode.

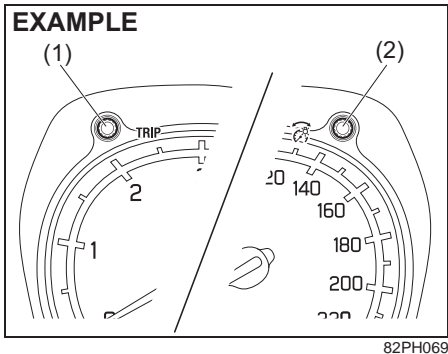
**WARNING**

If you attempt to adjust the display while driving, you could lose control of the vehicle.  
Do not attempt to adjust the display while driving.

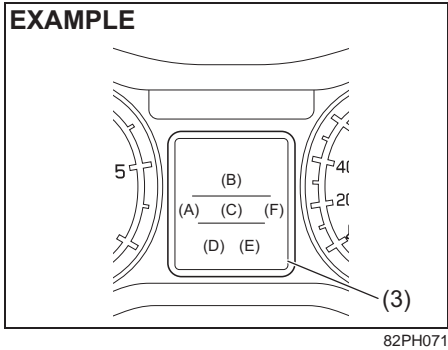
- NOTE:
- If you do not press indicator selector knob within about ten seconds of the color change, display will be canceled automatically.
  - When you reconnect the battery, the colour of the instrument cluster will be reinitialized. Readjust the colour according to your preference.

Information Display

When the ignition switch is in the “ON” position or the ignition mode is “ON”.



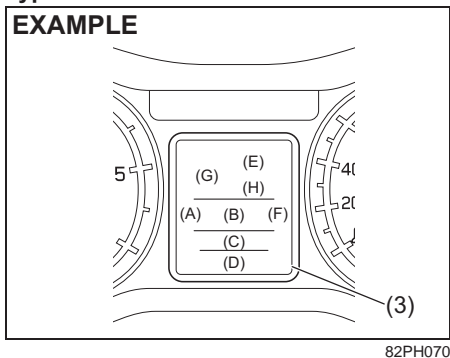
Type A



## BEFORE DRIVING

### Type B

#### EXAMPLE



- (1) Trip meter selector knob
- (2) Indicator selector knob
- (3) Information display

the information display shows the following information.

**Display (A)**  
Fuel gauge

**Display (B)**  
Trip meter / Instantaneous / Average Fuel consumption / Driving range

**Display (C)**  
Odometer

**Display (D)**  
Clock

### Display (E)

Gear position indicator (for Auto Gear Shift vehicles) / Gearshift indicator (if equipped)

### Display (F)

Temperature gauge

### Display (G)

Parking sensor indication (if equipped)

### Display (H)

Thermometer (if equipped)

### Fuel Gauge

When the ignition switch is in the “ON” position or the ignition mode is “ON”, the display (A) shows the fuel gauge.

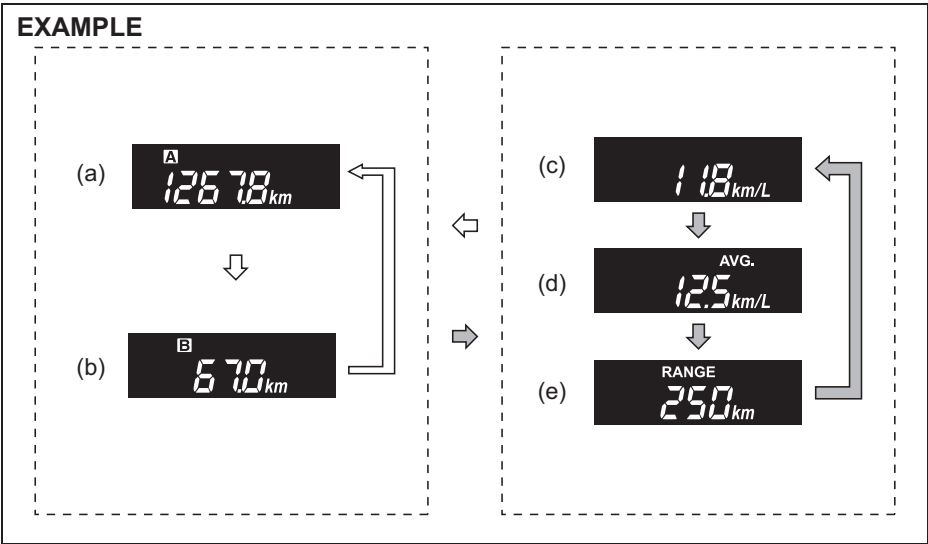
Refer to “Fuel Gauge” in this section.

BEFORE DRIVING

Trip Meter / Instantaneous / Average Fuel Consumption / Driving Range

When the ignition switch is in the “ON” position or the ignition mode is “ON”, the display (B) shows one of the indications described below.

To switch the display indication (B), push the trip meter selector knob (1) or the indicator selector knob (2) quickly.



82PM02001

|     |  |
|-----|--|
| ↑ ↓ | Push the trip meter selector knob (1). |
| ↑ ↓ | Push the indicator selector knob (2).  |

- (a) Trip meter A
- (b) Trip meter B
- (c) Instantaneous fuel consumption
- (d) Average fuel consumption
- (e) Driving range

**⚠ WARNING**

If you attempt to adjust the display while driving, you could lose control of the vehicle. Do not attempt to adjust the display while driving.

- NOTE:**
- Indications will change when you push and release a knob.
  - The display shows estimated values. Indications may not be the same as actual values.

## BEFORE DRIVING

### Trip meter A (a) / Trip meter B (b)

The trip meter can be used to measure the distance traveled on short trips or between fuel stops.

You can use the trip meter A or trip meter B independently.

To reset the trip meter to zero, push and hold the trip meter selector knob (1) for a while when the display shows the trip meter.

#### NOTE:

*The indicated maximum value of the trip meter is 9999.9. When you run past the maximum value, the indicated value will return to 0.0.*

### Instantaneous fuel consumption (c)

The display shows the value of instantaneous fuel consumption only when the vehicle is moving.

#### NOTE:

- *The display does not show the value unless the vehicle is moving.*
- *The indicated maximum value of instantaneous fuel consumption is 30. No more than 30 will be indicated on the display even if the actual instantaneous fuel consumption is higher.*
- *The indication on the display may be delayed if fuel consumption is greatly affected by driving conditions.*

- *The display shows estimated values. Indications may not be the same as actual values.*
- *You can change the units that instantaneous fuel consumption is displayed in. Refer to "Average fuel consumption" in this section.*

### Average fuel consumption (d)

If you selected average fuel consumption the last time you drove the vehicle, the display shows the last value of average fuel consumption from previous driving when the ignition switch is turned to the "ON" position or the engine switch is pressed to change the ignition mode to "ON". Unless you reset the value of average fuel consumption, the display indicates the value of average fuel consumption which includes average fuel consumption during previous driving.

To reset the average fuel consumption to zero, push and hold the indicator selector knob (2) for a while when the display shows the average fuel consumption.

#### NOTE:

*When you reset the indication or reconnect the negative (–) terminal to the battery, the value of average fuel consumption will be shown after driving for a while.*

To change the unit of average fuel consumption, while pushing and holding the trip meter selector knob (1), turn the indicator selector knob (2).

### EXAMPLE



82PH024

#### NOTE:

- *When you change the units that average fuel consumption is displayed in, the instantaneous fuel consumption units will be changed automatically.*
- *When you reconnect the negative (–) terminal to the battery, the unit of the average fuel consumption will be reinitialized. Change the unit again to your preference.*

## BEFORE DRIVING

### Driving range (e)

If you selected driving range the last time you drove the vehicle, the display indicates “---” for a few seconds and then indicates the current driving range when the ignition switch is turned to the “ON” position or the engine switch is pressed to change the ignition mode to “ON”.

The driving range shown in the display is the approximate distance you can drive until the fuel gauge indicates “E”, based on current driving conditions.

When the low fuel warning light comes on, the display “---” will appear.

If the low fuel warning light comes on, fill the fuel tank immediately regardless of the value of driving range shown in the display.

As the driving range after refueling is calculated based on the most recent driving condition, the value is different each time you refuel.

#### NOTE:

- If you refuel when the ignition switch is in the “ON” position or the ignition mode is “ON”, the driving range may not indicate the correct value.
- When you reconnect the negative (–) terminal to the battery, the value of driving range will be shown after driving for a while.

### Odometer

When the ignition switch is in the “ON” position or the ignition mode is “ON”, the display (C) shows the odometer. The odometer records the total distance the vehicle has been driven.

#### NOTICE

**Keep track of your odometer reading and check the maintenance schedule regularly for required services. Increased wear or damage to certain parts can result from failure to perform required services at the proper mileage intervals.**

### Clock

When the ignition switch is in the “ON” position or the ignition mode is “ON”, the display (D) shows the time.

To change the time indication:

- 1) Push the trip meter selector knob (1) and the indicator selector knob (2) together.
- 2) To change the hour indication, turn the indicator selector knob (2) left or right repeatedly when the hour indication blinks. To change the hour indication quickly, turn and hold the indicator selector knob (2). To set the hour indication, push the indicator selector knob (2) and the minute indication will blink.
- 3) To change the minute indication, turn the indicator selector knob (2) left or right repeatedly when the minute indi-

cation blinks. To change the minute indication quickly, turn and hold the indicator selector knob (2). To set the minute indication, push the indicator selector knob (2).

#### ⚠ WARNING

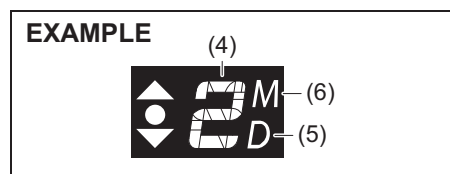
**If you attempt to adjust the display while driving, you could lose control of the vehicle.  
Do not attempt to adjust the display while driving.**

#### NOTE:

When you reconnect the negative (–) terminal to the battery, the clock indication will be reinitialized. Change the indication again to your preference.

## BEFORE DRIVING

### Gear position indicator (for Auto Gear Shift vehicles) / Gearshift indicator (if equipped)



The display (E) shows some of the following indications.

#### Gear position indicator (for Auto Gear Shift vehicles) (if equipped)

The display shows the current gear position (4).

#### Drive mode indicator:

When you are using the drive mode, the display shows the drive mode indicator (5).

#### Manual mode indicator:

When you are using the manual mode, the display shows the manual mode indicator (6).

For details on how to use the transaxle, refer to "Using the transaxle" in the "OPERATING YOUR VEHICLE" section.

#### Gearshift Indicator (if equipped)

Refer to "Gearshift Indicator" in the "OPERATING YOUR VEHICLE" section.

### Temperature Gauge

When the ignition switch is in the "ON" position or the ignition mode is "ON", the display (F) shows the Temperature gauge. Refer to "Temperature Gauge" in this section.

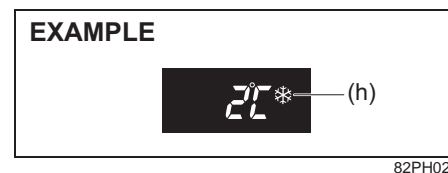
### Parking Sensor Indication (if equipped)

Refer to "Parking Sensors" in the "OPERATING YOUR VEHICLE" section.

### Thermometer (if equipped)

When the ignition switch is in the "ON" position or the ignition mode is "ON", the display (H) shows the thermometer.

The thermometer indicates the outside temperature.



If the outside temperature nears freezing, the mark (h) will appear on the display.

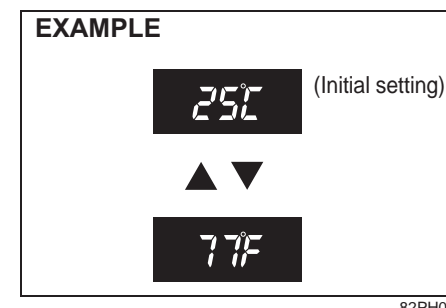
#### NOTE:

- The outside temperature indication is not the actual outside temperature when driving at low speed, or when stopped.
- If there is something wrong with the thermometer, or just after the ignition switch is turned to the "ON" position or the

engine switch is pressed to change the ignition mode to "ON", the display may not indicate the outside temperature.

When the display (B) shows the driving range, you can change the unit of temperature.

To change the unit of temperature, while pushing and holding the trip meter selector knob (1), turn the indicator selector knob (2).



#### NOTE:

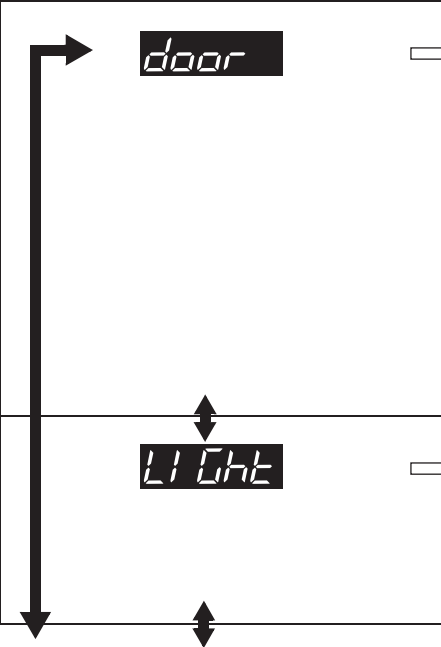







When you change the unit that temperature is displayed in, the automatic heating and air conditioning system (if equipped) temperature display unit will be changed automatically.

#### NOTE:

When you reconnect the negative (-) terminal to the battery, the unit of temperature will be reinitialized. Change the unit again to your preference.

Setting Mode

In the setting mode, you can set up the following functions.



| Indication   |  | Functions                                  |
|--|--|--|
|  |    | Central door locking system “d1”           |
|  |    | Automatic door locking function “d2”       |
|  |    | Automatic door unlocking function “d3”     |
|  |    | Door locking and unlocking siren “d5”      |
|  |    | Footwell light settting “L1”               |
|  |  | Additional flashes of the turn signal “L2” |

## BEFORE DRIVING

| Indication |       | Functions   |
|------------|-------|---|
|            | 52    | Shock sensor “52”                                       |
|            | 53    | Pre-warning sensitivity of the shock sensor “53”        |
|            | 54    | Full blast warning sensitivity of the shock sensor “54” |
| DEFAULT    | dE-on | Initialization setting “dE-on”                          |
| End        |       | Exit the setting mode “End”                             |



BEFORE DRIVING

|   |                                       |
|---|---------------------------------------|
|  | Turn the indicator selector knob (2). |
|  | Push the indicator selector knob (2). |

NOTE:  
Depending on vehicle's specifications,  
some items may not be displayed.

How to operate the setting mode:

- 1) Push and hold the indicator selector knob (2) until the display shows "door".
- 2) Turn and/or push the indicator selector knob (2) to select a function that you want to set up according to the above chart.
- 3) Turn and/or push the indicator selector knob (2) to register settings of the following functions.

Central door locking system "d1"

- d1-5L1: Unlock all doors by turning the key, pushing the keyless entry system transmitter, keyless push start system remote controller or request switch once
- d1-5L2: Unlock all doors by turning the key, pushing the keyless entry system transmitter, keyless push start system remote controller or request switch twice (default setting)

Automatic door locking function "d2"

- d2-5L1: Disable the automatic door locking function
- d2-5L2: Lock all doors when the vehicle speed reaches 15 km/h (default setting)

Automatic door unlocking function "d3"

- d3-5L1: Disable the automatic door unlocking function (default setting of vehicle with keyless push start system)
- d3-5L3: (Vehicle with keyless entry system) Unlock all doors when the key is pulled out from the ignition switch (default setting of vehicle with keyless entry)

(Vehicle with keyless push start system) Unlock all doors when the ignition mode is "LOCK" (OFF)

Door locking and unlocking siren "d5"

- d5-5L1: Siren sounds when the door(s) is(are) locked or unlocked by using the keyless entry system transmitter, keyless push start system remote controller or request switch (default setting)
- d5-5L2: Siren does not sound when the door(s) is(are) locked or unlocked by using the keyless entry system transmitter, keyless push start system remote controller or request switch

Footwell light setting "L1"

- L1-5L1: Footwell light comes on when any of doors is open or headlights are on
- L1-5L2: Footwell light comes on when any of doors is open (default setting)
- L1-5L3: Disable the footwell light

Additional flashes of the turn signal "L2"

- L2-5L1: Turn signal flashes three times after the turn signal lever is returned (default setting)
- L2-5L2: Disable the additional flashes of turn signal

Shock sensor "52"

- 52-5L1: Enable the shock sensor
- 52-5L2: Disable the shock sensor (default setting)

## BEFORE DRIVING

### Pre-warning sensitivity of the shock sensor “53”

- 53-L00: Disable the pre-warning
- 53-L01 to L15: Adjust the pre-warning sensitivity of shock sensor (Lowest sensitivity level is L01 and highest is L15, and default setting is L14)

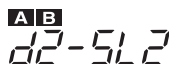
### Full blast warning sensitivity of the shock sensor “54”

- 54-L00: Disable the full blast warning
- 54-L01 to L15: Adjust the full blast warning sensitivity of shock sensor (Lowest sensitivity level is L01 and highest is L15, and default setting is L09)

### Initialization setting “dE-on”

- dE-on: Initialize all settings

#### EXAMPLE



76MH0017

#### NOTE:

- As shown in the above illustration, “**AB**” on the display indicates the current setting.
- To go back to the higher level display during operation, turn the indicator selector knob (2) to display “bRCH” or “-bRL” and then push the indicator selector knob (2).

- 4) To exit the setting mode, switch the display to show “End” and then push the indicator selector knob (2).

## Warning and Indicator Lights

### Brake System Warning Light



65D477

Three different types of operations exist depending on the vehicle's specification.

- 1) The light comes on briefly when the ignition switch is turned to the “ON” position or the engine switch is pressed to change the ignition mode to “ON”.
- 2) The light comes on when the parking brake is engaged with the ignition switch in the “ON” position or the ignition mode “ON”.
- 3) The light comes on when under either or both of above two conditions.

The light also comes on when the fluid in the brake fluid reservoir falls below the specified level.

The light should go out after starting the engine and fully releasing the parking brake, if the fluid level in the brake fluid reservoir is adequate.

## BEFORE DRIVING

If your vehicle is equipped with the ABS, the brake system warning light also comes on together with the ABS warning light when the rear brake force control function (proportioning valve function) of the ABS system fails.

If the brake system warning light comes on while you are driving the vehicle, it may mean that there is something wrong with the vehicle's brake system. If this happens, you should:

- 1) Pull off the road and stop carefully.

### WARNING

**Remember that stopping distance may be longer, you may have to push harder on the pedal, and the pedal may go down farther than normal.**

- 2) Test the brakes by carefully starting and stopping the vehicle on the shoulder of the road.
- 3) If you determine that it is safe, drive the vehicle cautiously at low speed to the nearest authorised Maruti Suzuki workshop for repairs or tow the vehicle to the nearest authorised Maruti Suzuki workshop for repairs.

### WARNING

**If any of the following conditions occur, you should immediately ask your authorised Maruti Suzuki workshop to inspect the brake system.**

- If the brake system warning light does not go out after the engine has been started and the parking brake has been fully released.
- If the brake system warning light does not come on when the ignition switch is turned to "ON" position or the engine switch is pressed to change the ignition mode to "ON".
- If the brake system warning light comes on at any time during vehicle operation.

#### NOTE:

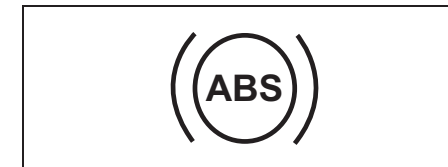
*Because the disc brake system is self-adjusting, the fluid level will drop as the brake pads become worn. Replenishing the brake fluid reservoir is considered normal periodic maintenance.*

#### NOTE:

*(Parking Brake Reminder Buzzer)*

*A buzzer sounds intermittently to remind you to release the parking brake if you start the vehicle without releasing the parking brake. Make sure that the parking brake is fully released and the brake system warning light turns off.*

## Anti-Lock Brake System (ABS) Warning Light



65D529

When the ignition switch is turned to the "ON" position or the engine switch is pressed to change the ignition mode to "ON", the light comes on briefly so you can check that the light is working.

If the light stays on, or comes on when driving, there may be something wrong with the ABS.

If this happens:

- 1) Pull off the road and stop carefully.
- 2) Turn the ignition switch to "LOCK" or change the ignition mode to "LOCK"(OFF) by pressing the engine switch and then start the engine again.

If the warning light comes on briefly then turns off, the system is normal. If the warning light still stays on, there is something wrong with the ABS system.

If the light and the brake system warning light stay on, or come on simultaneously when driving, your ABS system is equipped with the rear brake force control function (proportioning valve function) and

## BEFORE DRIVING

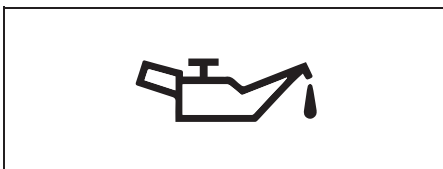
there may be something wrong with both the rear brake force control function and anti-lock function of the ABS system.

If one of these happens, have the system inspected by your authorised Maruti Suzuki workshop

If the ABS becomes inoperative, the brake system will function as an ordinary brake system that does not have this ABS system.

For details of ABS system, refer to “Anti-Lock Brake System (ABS)” in the “OPERATING YOUR VEHICLE” section.

### Oil Pressure Light



50G051

When the ignition switch is turned to “ON” position or the engine switch is pressed to change the ignition mode to “ON”, this light comes on. When the engine is started, the light goes out. The light will come on and remain on if there is insufficient oil pressure. If the light comes on when driving, pull off the road as soon as you can and stop the engine.

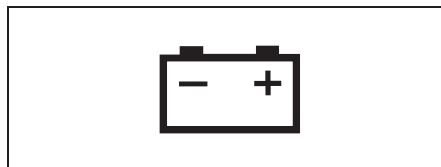
Check the oil level and add oil if necessary. If there is enough oil, the lubrication sys-

tem should be inspected by your authorised Maruti Suzuki workshop before you drive the vehicle again.

### NOTICE

- If you operate the engine with this light on, severe engine damage can result.
- Do not rely on the Oil Pressure Light to indicate the need to add oil. Be sure to periodically check the engine oil level.

### Charging Light



50G052

When the ignition switch is turned to “ON” position or the engine switch is pressed to change the ignition mode to “ON”, this light comes on. When the engine is started, the light goes out. The light will come on and remain on if there is something wrong with the battery charging system. If the light comes on when the engine is running, the charging system should be inspected immediately by an authorised Maruti Suzuki workshop.

### Driver's Seat Belt Reminder Light



60G049

When the driver doesn't buckle his or her seat belt, this light will come on and/or blink.

For details about the seat belt reminder, refer to “Seat Belts and Child Restraint Systems” in this section.

### Air Bag Light



63J030

When the ignition switch is turned to “ON” position or the engine switch is pressed to change the ignition mode to “ON”, this light blinks or comes on for several seconds so you can check that the light is working.

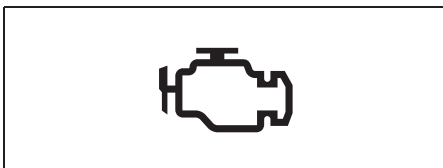
The light will come on and stay on if there is a problem in the air bag system or the seat belt pretensioner system.

## BEFORE DRIVING

### WARNING

If AIR BAG light does not blink or come on briefly when the ignition switch is turned to "ON" position or the engine switch is pressed to change the ignition mode to "ON", stays on for more than 10 seconds, or comes on while driving, the air bag system or the seat belt pretensioner system may not work properly, which could result in serious injury in the event of a crash. Have both systems inspected by an authorised Maruti Suzuki workshop.

### Malfunction Indicator Light



63J031

Your vehicle has a computer-controlled emission control system. A malfunction indicator light is provided on the instrument panel to indicate when it is necessary to have the emission control system serviced. When the ignition switch is turned to "ON" position or the engine switch is pressed to change the ignition mode to "ON", this light comes on. When the engine is started, the light goes out.


If the malfunction indicator light comes on or blinks when the engine is running, there is a damage with the emission control system. Bring the vehicle to your authorised Maruti Suzuki workshop to have the damage fixed.

Also, if this light comes on when the engine is running, there could be a problem with the Auto Gear Shift system. Ask an authorised Maruti Suzuki workshop to have the system inspected.

### NOTICE

**Continuing to drive the vehicle when the malfunction indicator light is on can cause permanent damage to the vehicle's emission control system, and can affect fuel economy and driveability.**

### Transaxle warning light (if equipped)



80J219

When the ignition switch is turned to "ON" position or the engine switch is pressed to change the ignition mode to "ON", this light comes on for several seconds so you can check that the light is working.


If this light comes on when the engine is running, there is a problem with the Auto Gear Shift system. Ask an authorised Maruti Suzuki workshop to have the system inspected.

#### NOTE:

*If the Auto Gear Shift clutch temperature becomes too high, this light will blink. Stop the vehicle in a safe place and let the system cool down.*

## BEFORE DRIVING

### Open Door Warning Light



54G391

This light remains on until all doors (including the tailgate) are completely closed.

If any door (including the tailgate) is open when the vehicle is moving, a reminder with ding sound comes along with open door warning light to remind you to close all doors completely.

### Low Fuel Warning Light



54G343

If this light comes on, fill the fuel tank immediately.

When this light comes on, a reminder with ding sounds once to remind you to fill the fuel.

If you do not fill the fuel, a reminder with ding sound comes every time when the ignition switch is turned to the "ON" posi-

tion or the engine switch is pressed to change the ignition mode to "ON".

#### NOTE:

*The activation point of this light varies depending on road conditions (for example, slope or curve) and driving conditions because of fuel moving in the tank.*

### Electric Power Steering Light



79J039

When the ignition switch is turned to "ON" position or the engine switch is pressed to change the ignition mode to "ON", this light comes on. When the engine is started, the light goes out.

If this light comes on while driving, the power steering system may not work properly. Have the system inspected by an authorised Maruti Suzuki workshop.

#### NOTE:

*The following steering wheel operations may gradually take more effort while parking or driving at a very low speed. This is not a malfunction of the steering system, but the power steering control system lim-*

*its the power assist in order to prevent it from overheating.*

- *The steering wheel is operated very often.*
  - *The steering wheel is kept in a fully turned position for a long while.*
- When the power steering control system cools down, the power steering system will return to its original condition. However, repeating these operations could cause damage to power steering system.*

#### NOTE:

*If the power steering system does not work properly, it will require greater effort to steer, but you still will be able to steer.*

#### NOTE:

*If the steering is operated, you may hear noise caused by electric power steering operation. This is normal and indicates that the power steering system works properly.*

BEFORE DRIVING

High Engine Coolant Temperature Warning Light (red color)



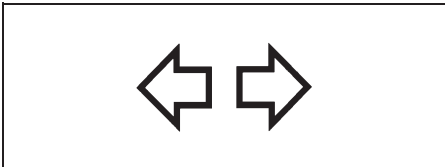
54G344

When the ignition switch is turned to the “ON” position or the engine switch is pressed to change the ignition mode to “ON”, this light comes on briefly so you can check that the light is working. If this light blinks while driving, it means the engine is running hot. Avoid driving conditions that may lead to actual overheating. If the light stays on without blinking, then the engine is overheating. Follow the instructions in the “Engine trouble: Overheating” of “EMERGENCY SERVICE” section.

NOTICE

Continuing to drive the vehicle when engine overheating is indicated can result in severe engine damage.

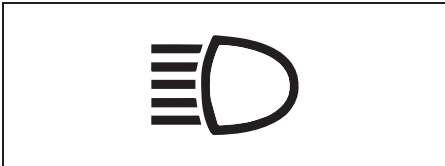
Turn Signal Indicators



50G055

When you turn on the left or right turn signals, the corresponding green arrow on the instrument panel will flash along with the respective turn signal lights. When you turn on the hazard warning switch, both arrows will flash along with all of the turn signal lights.

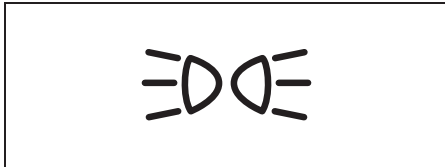
Main Beam (high beam) Indicator Light



50G056

This indicator comes on when headlight main beams (high beams) are turned on.

Illumination Indicator Light (if equipped)



64J045

This indicator light comes on while the position lights, tail light and/or the headlights are on.

Front Fog Light Indicator Light (if equipped)




82PH045

The front fog light indicator light comes on when the front fog light is ON.

## BEFORE DRIVING

### Glow Plug Indicator Light



60A543

The light comes on when the ignition is switched "ON" and the coolant temperature is low. This light goes out when glow plug is heated enough to start the engine.

### Fuel Filter Warning Light




60A541

This light comes on for several seconds when the ignition switch is turned to the "ON" position or the engine switch is pressed to change the ignition mode to "ON" so you can check the light is working.

If the light comes on when driving, there is a possibility to have water in the fuel filter. Drain water as soon as possible. For details of draining water, refer to "Fuel Filter" in the "INSPECTION AND MAINTENANCE" section.

### PUSH Indicator Light (if equipped)



82K174

If this light comes on when depressing the brake pedal for Auto Gear Shift vehicles, or the clutch pedal for manual transaxle vehicles, you can start the engine.

### "ACC" Indicator Light (if equipped)



82K097

This light comes on when the ignition mode is "ACC".

### Ignition "ON" Indicator Light (if equipped)



82K098

This light comes on when the ignition mode is "ON" with the engine off.

### Depress brake pedal indicator (if equipped)



76MH0A047

Refer to "Auto Gear Shift" in the "OPERATING YOUR VEHICLE" section for details.



## BEFORE DRIVING

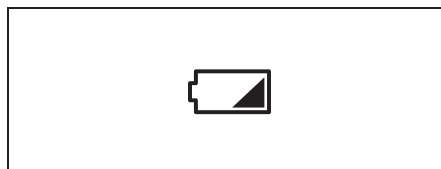
### Immobilizer System Light



65D239

When the ignition switch is turned to the "ON" position or the engine switch is pressed to change the ignition mode to "ON", the light comes on briefly so you can check that the light is working. If this light stays on or blinks, there is a problem with the system and the vehicle may not start. In such situations, have the vehicle inspected by your authorised Maruti Suzuki workshop.

### Keyless Push Start System Remote Controller Battery Consumption Warning Light (if equipped)



70K122

If the remote controller becomes unreliable, this light comes on for several seconds when the engine switch is pressed to change the ignition mode to "ON".

#### NOTE:

*For keyless push start system the light blinks when you attempt to start the engine and the keyless push start system remote controller is not present inside the vehicle while cranking and vehicle can not be started.*

### "CRUISE" Indicator Light (if equipped)

**CRUISE**

52D113

When the cruise control system is on, this light will be on.

### "SET" Indicator Light (if equipped)

**SET**


65D474

When a cruising speed of the cruise control is set, this light will be on.

## BEFORE DRIVING

### Lighting Control Lever

#### EXAMPLE



65D611S

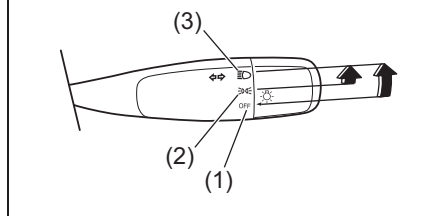


#### WARNING

To avoid possible injury, do not operate controls by reaching through the steering wheel.

### Lighting Operation

#### EXAMPLE



60MK011

To turn the lights on or off, twist the knob on the end of the lever. There are three positions:

#### OFF (1)

All lights are off.

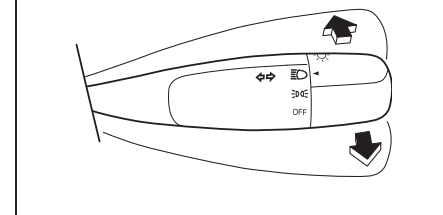
#### ☞ (2)

Front position lights, tail lights, license plate light and instrument lights are on, but headlights are off.

#### ☞ (3)

Front position lights, tail lights, license plate light, instrument lights and headlights are on.

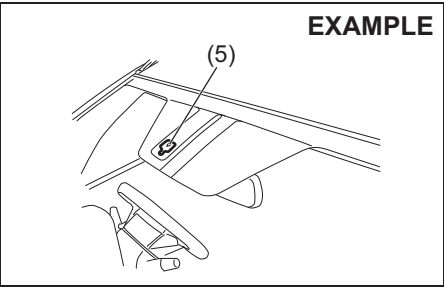
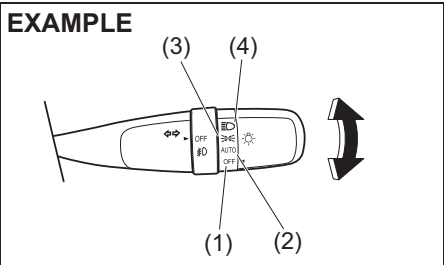
#### EXAMPLE



60MK012

With the headlights on, push the lever forward to switch to the high beams (main beams) or pull the lever toward you to switch to the low beams. When the high beams (main beams) are on, a light on the instrument panel will come on. To momentarily activate the high beams (main beams) as a passing signal, pull the lever slightly toward you and release it when you have completed the signal.

Automatic Lights Operation  
(if equipped)



Your vehicle's lighting system is controlled by two main systems: the Lighting switch and the Auto-On Headlight System (when the lighting switch is in the "AUTO" position). The two systems work together to operate your lights as shown in the following chart:

**ON: Lights ON**  
**LIGHT:** When it is light around the light sensor (5).  
**DARK:** When it is dark around the light sensor (5).

| Lighting switch position | Main lights to be operated   | Ignition mode "LOCK" (OFF) or "ACC" |      | Ignition mode "ON" |      |
|--------------------------|------------------------------|-------------------------------------|------|--------------------|------|
|                          |                              | LIGHT                               | DARK | LIGHT              | DARK |
| (1) OFF                  | Position lights, Tail lights | —                                   | —    | —                  | —    |
|                          | Headlights                   | —                                   | —    | —                  | —    |
| (2) AUTO                 | Position lights, Tail lights | —                                   | —    | —                  | ON   |
|                          | Headlights                   | —                                   | —    | —                  | ON   |
| (3) 300E                 | Position lights, Tail lights | ON                                  | ON   | ON                 | ON   |
|                          | Headlights                   | —                                   | —    | —                  | —    |
| (4) 300D                 | Position lights, Tail lights | ON                                  | ON   | ON                 | ON   |
|                          | Headlights                   | ON                                  | ON   | ON                 | ON   |

## BEFORE DRIVING

To turn the lights on or off, twist the knob on the end of the lever. There are four positions:

### OFF (1)

All lights are off.

### AUTO (2)

This function works when the ignition mode has been changed to "ON" by pressing the engine switch. The headlights and position lights are turned on and off automatically according to the amount of outside light detected by a sensor. They go out automatically when you change the ignition mode to "ACC" or "LOCK" (OFF) by pressing the engine switch.

The light sensor (5) for sensing the amount of outside light is installed on the upper part of the windshield. It also serves as the rain sensor for the rain-sensing wipers.

### ⚠ CAUTION

If the light sensor area of the windshield is covered with mud, ice, or other similar substances, the headlights and position lights may be turned on even when it is still light outside. Before removing such substances from the windshield, always set the wiper control lever to the "OFF" position. If the lever is left in the "AUTO" position, the wipers could unexpectedly operate and cause injury, and could also be damaged.

### NOTE:

- Avoid covering the light sensor area of the windshield with a sticker. The sticker may impair the performance of the sensor and make the system unable to control operation of the lights correctly.
- If you changed the ignition mode to "ON" by pressing the engine switch and the "AUTO" position remains selected, the headlights and position lights come on automatically as the outside gets dark even with the engine not running. Leaving the lights lit for a long time may lead to a completely discharged battery.

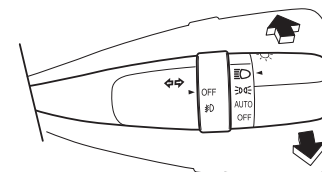
### ☞ (3)

Front position lights, tail lights, license plate light and instrument lights are on, but headlights are off.

### ☞ (4)

Front position lights, tail lights, license plate light, instrument lights and headlights are on.

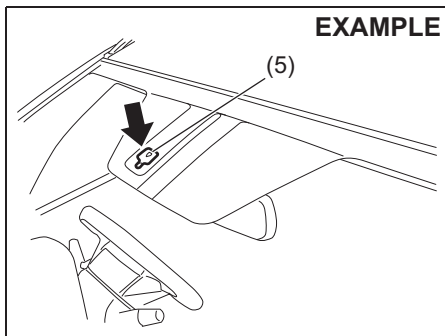
### EXAMPLE



82PH047

With the headlights on, push the lever forward to switch to the high beams (main beams) or pull the lever toward you to switch to the low beams. When the high beams (main beams) are on, a light on the instrument panel will come on. To momentarily activate the high beams (main beams) as a passing signal, pull the lever slightly toward you and release it when you have completed the signal.

## Auto-on headlight system



64MS062

The Auto-on headlight system automatically turns on all lights that are operated by the lighting control lever on the steering column, when the following three conditions are all met.

Conditions for Auto-on headlight system operation:

- 1) It is dark around the light sensor (5).
- 2) The lighting control lever is in the "AUTO" position.
- 3) You press the engine switch to change the ignition mode to "ON".

This system is operated by a signal from the light sensor (5) on the front windshield. Do not cover the sensor (5). If you do, the system will not work correctly.

**⚠ WARNING**

**It takes about 5 seconds for the light sensor to react to a change in lighting conditions. To help avoid an accident due to reduced visibility, turn on your headlights before driving into a tunnel, parking structure or the like.**

**NOTE:**

*The light sensor reacts even to infrared rays, so it may operate incorrectly when there are strong infrared rays.*

**Reprogramming the automatic light function**

The following settings of the automatic light function can be customized to your preference. Please contact an authorised Maruti Suzuki workshop if you want the function reprogrammed.

**Sensitivity of the light sensor**

The amount of outside light needed to turn the lights on and off is pre-set at the factory. The sensitivity of the light sensor can be adjusted so that the lights are turned on and off when it is:

- lighter outside than the pre-set condition, or
- darker outside than the pre-set condition

**Rain-triggered automatic lighting operation**

The setting of the auto-on headlight system can be changed to make it turn on the headlights:

- when the rain sensor senses heavy rainfall
- when the rain sensor senses light and heavy rainfall (in coordination with rain-sensing wiper operation), or
- independently from rain-sensing wiper operation.

**Light Reminder Buzzer**

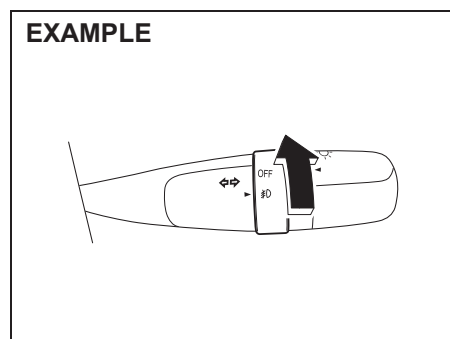
The interior buzzer continuously beeps if you open the driver's door without turning off the headlights and position lights. This function is triggered under the following condition:

The headlights and/or position lights are on even after the ignition switch is turned off, or the engine switch is pressed to change the ignition mode to "LOCK" (OFF).

The buzzer stops sounding when you turn off the headlights and position lights.

## BEFORE DRIVING

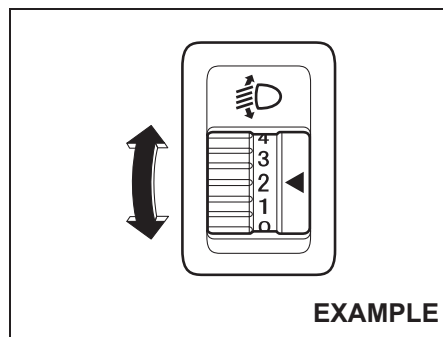
### Front Fog Light Switch (if equipped)



74LHT0226

The front fog light comes on when the fog light switch is twisted as shown in the illustration with the position lights, tail lights and/or the headlights are on. The front fog indicator light will come on the speedometer when the front fog light is on.

### Headlight Leveling Switch

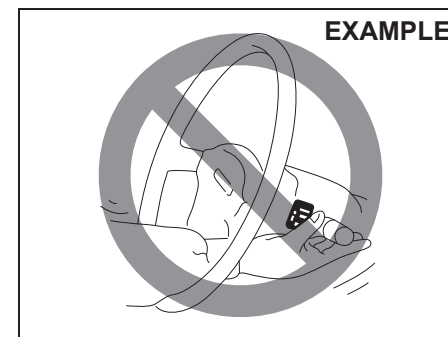


80JM040

Level the headlight beam according to the load condition of your vehicle by turning this switch. The chart below shows the appropriate switch position for different vehicle-load conditions.

| Vehicle Load Condition                  | Switch Position |
|---|-----------------|
| Driver only                             | 0               |
| Driver + 1 passenger<br>(in front seat) | 0               |
| Driver + 4 passengers,<br>no cargo      | 1               |
| Driver + 4 passengers,<br>cargo added   | 2               |
| Driver + full cargo                     | 3               |

### Turn Signal Control Lever



65D611S

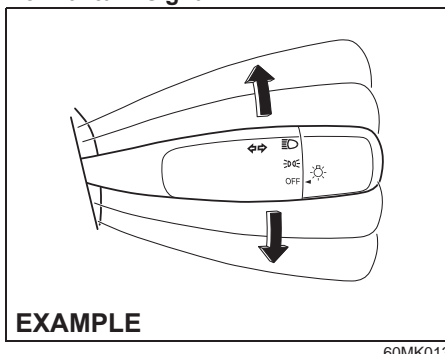
#### **⚠ WARNING**

**To avoid possible injury, do not operate controls by reaching through the steering wheel.**

### Turn Signal Operation

With the ignition switch in the "ON" position or the ignition mode "ON", move the lever up or down to activate the right or left turn signals.

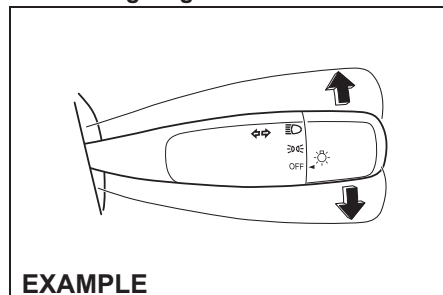
#### Normal turn signal



60MK013

Move the lever all the way upward or downward to signal. When the turn is completed, the signal will cancel and the lever will return to its normal position.

#### Lane change signal



60MK014

Move the lever part-way in the direction to turn and hold it there.

- The turn signal and its indicator flash while the lever is held at the moved position.

The turn signal and its indicator flash three times even if you return the lever immediately after moving it.

#### NOTE:


*The turn signal and its indicator can be set whether they flash three times after the turn signal lever is returned via the information display. Refer to "Information Display" in this section.*

#### NOTE:

*You can customize the setting for the number of times of flashing of the turn signal and its indicator (1 to 4 times). Please ask an authorised Maruti Suzuki workshop for the customization.*

### Hazard Warning Switch

#### EXAMPLE



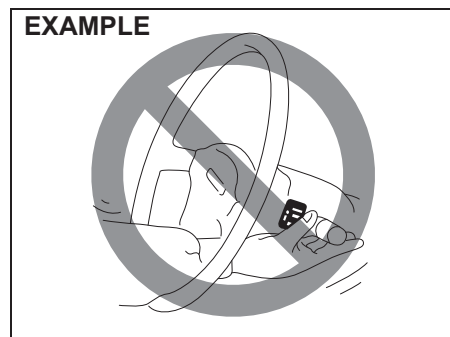
82PH02015

Push in the hazard warning switch to activate the hazard warning lights. All turn signal lights and both turn signal indicators will flash simultaneously. To turn off the lights, push the switch again.

Use the hazard warning lights to warn other traffic during emergency parking or when your vehicle could otherwise become a traffic hazard.

## BEFORE DRIVING

### Windshield Wiper and Washer Lever



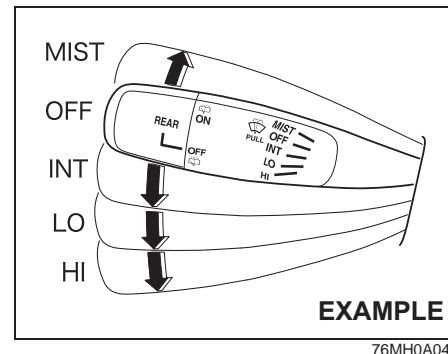
#### **WARNING**

To avoid possible injury, do not operate controls by reaching through the steering wheel.

#### Wiper and Washer Operation

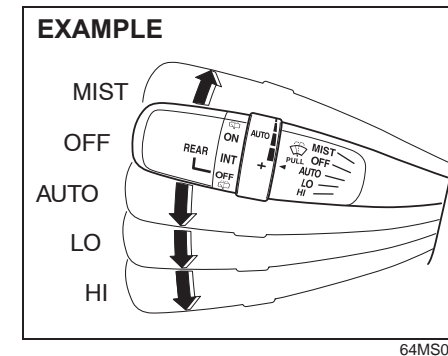
When the ignition switch is in the "ON" position or the ignition mode is "ON", you can use the wiper/washer lever or switch (if equipped).

### Windshield Wipers



To turn the windshield wipers on, move the lever down to one of the three operating positions. In the "INT" position, the wipers operate intermittently. The "INT" position is very convenient for driving in mist or light rain. In the "LO" position, the wipers operate at a steady low speed. In the "HI" position, the wipers operate at a steady high speed. To turn off the wipers, move the lever back to the "OFF" position. Move the lever up and hold it to the "MIST" position, the windshield wipers will turn on continuously at low speed.

### Windshield Wipers with Rain Sensing Function (if equipped)



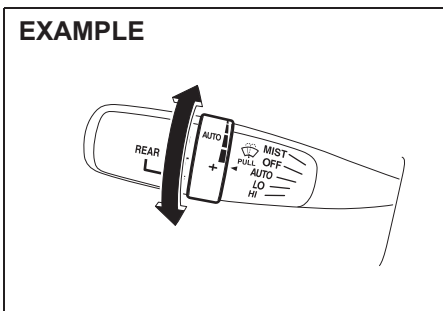
Press the engine switch to change the ignition mode to "ON". To turn the rain-sensing wipers on, move the lever down to one of the three operating positions. In the "AUTO" position (if provided), the wipers automatically operate when the wiper system senses rain or snow. In the "LO" position, the wipers operate at a steady low speed. In the "HI" position, the wipers operate at a steady high speed. To turn off the wipers, move the lever back to the "OFF" position.

Move the lever up and hold it to the "MIST" position; the wipers will operate continuously at low speed for as long as you hold the lever in the "MIST" position.



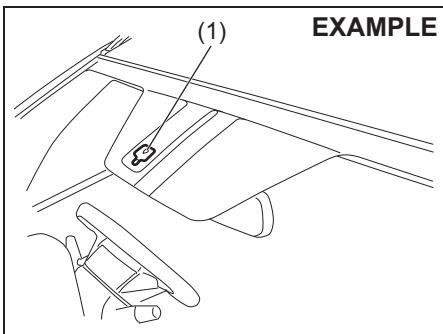
## BEFORE DRIVING

### EXAMPLE



64MS066

If the control lever has an "AUTO" position, you can change the system's sensitivity to rain/snow by turning the knob of the control lever forward (+) for increased sensitivity or rearward (–) for decreased sensitivity.



61M0219

(1) Rain sensor

### ⚠ CAUTION

- Observe the following instructions when the wiper lever is set to the "AUTO" position with the engine switch in the "ON" mode. Otherwise, the wipers could unexpectedly operate and cause injury, and could also be damaged.
  - Do not touch or wipe the rain sensor area of the windshield with a cloth.
  - Do not hit the windshield or rain sensor.
- Be sure to set the wiper control lever to the "OFF" position before washing the vehicle in an automatic car wash or cleaning the windshield.

#### NOTE:

- Under the following conditions, the rain sensor may not be able to sense rain or snow correctly, and thus the rain-sensing wiper function may not work or may work incorrectly. (Use a position other than "AUTO" under these conditions.)
  - Rain or snow does not hit the rain sensor area of the windshield, or the snow is not of a type that is able to be detected by the sensor.
  - The rain sensor area is covered with mud, ice or other similar substance. You should remove any foreign substance.

- There were already raindrops on the windshield before starting rain-sensing wiper operation. You should remove the raindrops by operating the wipers under manual control.
- The rain sensor is hotter than 80°C (176°F) in the sun or lower than –10°C (14°F) in freezing weather. (The wipers do not operate under this condition.)
- The windshield is coated with a water-repellent substance, which causes raindrops to run down quickly. This will give a clearer view and the wipers may seem to operate too frequently. In this case, decrease the system's sensitivity.
- The sensor area is covered with a sticker.
- The wiper blades are damaged. You should replace them.
- The vehicle is running on bad road conditions.
- The following conditions may indicate problems with the rain-sensing wiper system. If your system exhibits any of the following conditions, have it inspected by an authorised Maruti Suzuki workshop.
  - Rainfall/snowfall rate varies but the wiping interval remains constant.
  - Rain/snow is falling but the wipers do not operate.

## BEFORE DRIVING

### Reprogramming the rain-sensing wiper function

The AUTO position operation of the rain-sensing wiper function can be customized to your preference by reprogramming its setting as follows. Please contact an authorised Maruti Suzuki workshop for this customization.

### Full-automatic wiping (factory setting)

The system automatically selects the most appropriate of the following wiping modes: no wiping, intermittent wiping, low-speed wiping, and high-speed wiping.

### Semi-automatic wiping

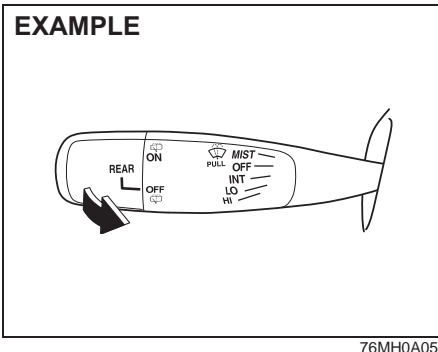
The system automatically selects the most appropriate of the following wiping modes: intermittent wiping, low-speed wiping, or high-speed wiping. (In this mode, the wipers do not stop automatically.)

### Intermittent wiping

The wipers operate only in the intermittent wiping mode. The wiping interval can be changed with the knob on the control lever.

## Windshield Washer

### EXAMPLE



76MH0A050

To spray windshield washer fluid, pull the lever toward you. The windshield wipers will automatically turn on at low speed if they are not already on and your vehicle is equipped with the "INT" / "AUTO" position.

### ⚠ WARNING

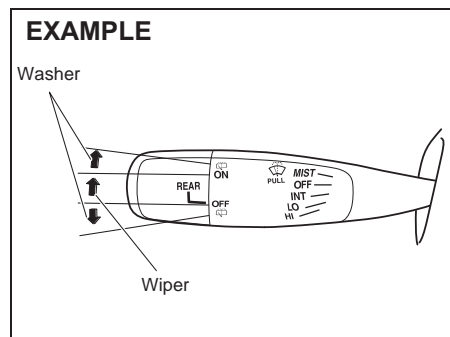
- To prevent windshield icing in cold weather, turn on the defroster to heat the windshield before and during windshield washer use.
- Do not use radiator antifreeze in the windshield washer reservoir. It can severely impair visibility when sprayed on the windshield, and can also damage your vehicle's paint.

### NOTICE

To help prevent damage to the windshield wiper and washer system components, you should take the following precautions:

- Do not continue to hold in the lever when there is no windshield washer fluid being sprayed or the washer motor can be damaged.
- Do not attempt to remove dirt from a dry windshield with the wipers or you can damage the windshield and the wiper blades. Always wet the windshield with washer fluid before operating the wipers.
- Clear ice or packed snow from the wiper blades before using the wipers.
- Check the washer fluid level regularly. Check it often when the weather is bad.
- Only fill the washer fluid reservoir 3/4 full during cold weather to allow room for expansion if the temperature falls low enough to freeze the solution.

### Rear Window Wiper/Washer Switch (if equipped)



76MH0A051

To turn the rear wiper on, twist the rear wiper switch on the end of the lever forward to the "ON" position. To turn the rear wiper off, twist the switch rearward to the "OFF" position.

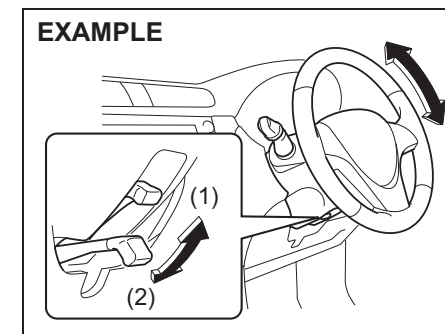
With the rear wiper in the "OFF" position, twist the switch rearward and hold it there to spray window washer fluid.

With the rear wiper in the "ON" position, turn the switch forward and hold it there to spray window washer fluid.

### NOTICE

Clear ice or snow from the rear window and rear wiper blade before using the rear wiper. Accumulated ice or snow could prevent the wiper blade from moving, causing damage to the wiper motor.

### Tilt Steering Lock Lever



74LHT0333

The lock lever is located under the steering column. To adjust the steering wheel height:

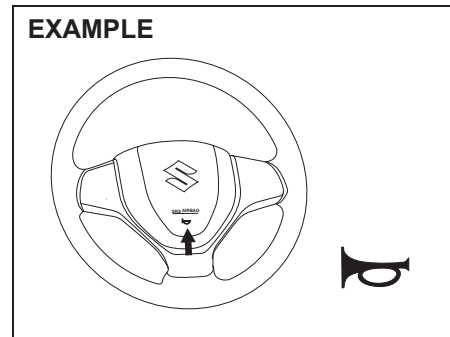
- 1) Push down the lock lever to position (2) to unlock the steering column.
- 2) Adjust the steering wheel to the desired height and lock the steering column by pulling up the lock lever to position (1).
- 3) Try moving the steering wheel up and down to make sure it is securely locked in position.

### ⚠ WARNING

Never attempt to adjust the steering wheel height while the vehicle is moving or you could lose control of the vehicle.

## BEFORE DRIVING

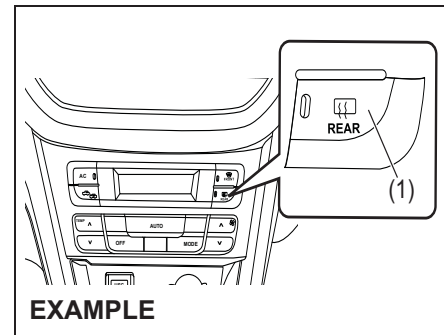
### Horn



82PH02017

Press the horn button of the steering wheel to sound the horn. The horn will sound with the ignition switch in any position or any ignition mode.

### Heated Rear Window Switch (if equipped)



82PH02010

When the rear window is misted, push this switch (1) to clear the window.

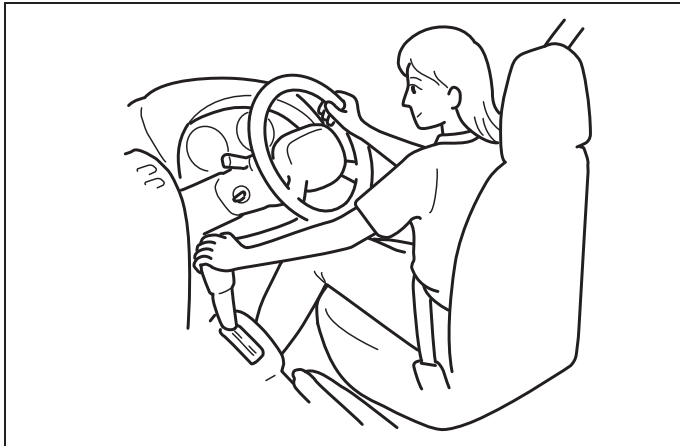
An indicator light will be lit when the defogger is on. The defogger will work only when the engine is running. To turn off the defogger, push the switch again.

#### NOTICE

The heated rear window uses a large amount of electricity. Be sure to turn off after the window has become clear.

#### NOTE:

- The defogger will work only when the engine is running.
- The defogger will automatically turn off after the defogger remains on for 15 minutes to prevent discharging of the battery.



60MHMT3001


## OPERATING YOUR VEHICLE

|   |      |
|---|------|
| Exhaust Gas Warning .....                         | 3-1  |
| Daily Inspection Checklist .....                  | 3-1  |
| Engine Oil Consumption .....                      | 3-2  |
| Ignition Switch                                   |      |
| (Vehicle without Keyless Push Start System) ..... | 3-3  |
| Engine Switch                                     |      |
| (Vehicle with Keyless Push Start System) .....    | 3-5  |
| Keyless Push Start System (if equipped) .....     | 3-6  |
| Parking Brake Lever .....                         | 3-9  |
| Pedal .....                                       | 3-10 |
| Starting the Engine                               |      |
| (Vehicle without Keyless Push Start System) ..... | 3-11 |
| Starting the Engine                               |      |
| (Vehicle with Keyless Push Start System) .....    | 3-12 |
| Using the Transaxle .....                         | 3-15 |
| Gearshift Indicator (if equipped) .....           | 3-26 |
| Cruise Control (if equipped) .....                | 3-27 |
| Parking Sensors .....                             | 3-29 |
| Rearview Camera (if equipped) .....               | 3-34 |
| Braking .....                                     | 3-37 |

## OPERATING YOUR VEHICLE

### Exhaust Gas Warning

#### EXAMPLE



82PM03003

#### ⚠ WARNING

Avoid breathing exhaust gases. Exhaust gases contain carbon monoxide, a potentially lethal gas that is colorless and odorless. Since carbon monoxide is difficult to detect by itself, be sure to take the following precautions to help prevent carbon monoxide from entering your vehicle.

- Do not leave the engine running in garages or other confined areas.

(Continued)

#### ⚠ WARNING


(Continued)

- Do not park with the engine running for a long period of time, even in an open area. If it is necessary to sit for a short time in a parked vehicle with the engine running, make sure that the air intake selector is set to “FRESH AIR” and the blower is at high speed.
- Avoid operating the vehicle with the tailgate open. If it is necessary to do so, make sure that all windows are closed, and the blower is at high speed with the air intake selector set to “FRESH AIR”.
- To allow proper operation of your vehicle’s ventilation system, keep the air inlet grill in front of the windshield clear of snow, leaves or other obstructions at all times.
- Keep the exhaust tailpipe area clear of snow and other material to help reduce the buildup of exhaust gases under the vehicle. This is particularly important when parked in blizzard conditions.
- Have the exhaust system inspected periodically for damage and leakage. Any damage or leakage should be repaired immediately.

### Daily Inspection Checklist

#### Before Driving

#### EXAMPLE



82PM03004

- 1) Make sure that windows, mirrors, lights, and reflectors are clean and unobstructed.
- 2) Visually check the tires for the following points:
  - the depth of the tread groove
  - abnormal wear, cracks and damage
  - loose wheel nuts
  - existence of foreign material such as nails, stones, etc.Refer to “Tires” in “INSPECTION AND MAINTENANCE” section for details.
- 3) Look for fluid and oil leaks.

## OPERATING YOUR VEHICLE

### NOTE:

*It is normal for water to drip from the air conditioning system after use.*

- 4) Make sure the hood is fully closed and latched.
- 5) Check the headlights, turn signal lights, brake lights and horn for proper operation.
- 6) Adjust the seat and head restraint (if equipped).
- 7) Check the brake pedal and the parking brake lever.
- 8) Adjust the mirrors.
- 9) Make sure that you and all passengers have properly fastened your seat belts.
- 10) Make sure that all warning lights come on as the key is turned to the "ON" position or the engine switch is pressed to change the ignition mode to ON.
- 11) Check all gauges.
- 12) Make sure that the brake system warning light turns off when the parking brake is released.

Once a week, or each time you fill your fuel tank, perform the following under-hood checks:

- 1) Engine oil level
- 2) Coolant level
- 3) Brake fluid level
- 4) Windshield washer fluid level
- 5) Battery solution level
- 6) Hood latch operation  
Pull the hood release handle inside the

vehicle. Check that you cannot open the hood further without releasing the secondary latch. Close the hood securely after checking for proper latch operation. See the item "All latches, hinges and locks" of "Chassis, body and others" in "Maintenance schedule" in "INSPECTION AND MAINTENANCE" section for lubrication schedule.

### ⚠ WARNING

**Make sure the hood is fully closed and latched before driving. If it is not, it can fly up unexpectedly during driving, obstructing your view and resulting in an accident.**

Once a month, or each time you fill your fuel tank, check the tire pressure using a tire pressure gauge. Also check the tire pressure of the spare tire.

## Engine Oil Consumption

It is normal for the engine to consume some engine oil during normal vehicle operation.

The amount of engine oil consumed depends on the viscosity of the oil, the quality of the oil and the conditions the vehicle is driven under.

More oil is consumed during high-speed driving and when there is frequent acceleration and deceleration. Under high loads, your engine also will consume more oil.

A new engine also consumes more oil, since its pistons, piston rings and cylinder walls have not yet become conditioned. New engines reach the normal level of oil consumption only after approximately 5000 km driving.

### Oil consumption:

**Max. 1.0 L per 1000 km**

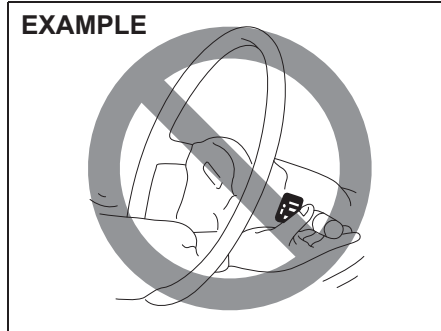
When judging the amount of oil consumption, note that the oil may become diluted and it is difficult to judge the accurate oil level.

As an example, if a vehicle is used for repeated short trips, and consumes a normal amount of oil, the dipstick may not show any drop in the oil level at all, even after 1000 km or more of driving. This is because the oil is gradually becoming diluted with fuel or moisture, making it appear that the oil level has not changed.

## OPERATING YOUR VEHICLE

You should also be aware that the diluting ingredients evaporate out when the vehicle is subsequently driven at high speeds, such as on an expressway, making it appear that oil is excessively consumed after high-speed driving.

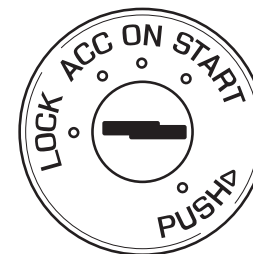
### Ignition Switch (Vehicle without Keyless Push Start System)



#### **WARNING**

To avoid possible injury, do not operate controls by reaching through the steering wheel.

#### EXAMPLE



52KM052

The ignition switch has the following four positions:

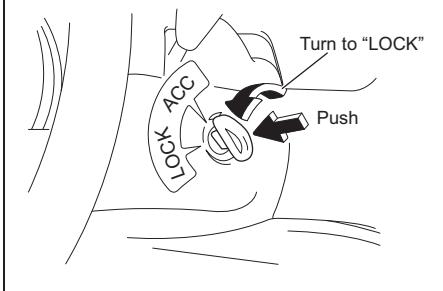
#### **LOCK**

This is the normal parking position. It is the only position in which the key can be removed.



## OPERATING YOUR VEHICLE

### EXAMPLE



64MM03008

You must push in the key to turn it to the "LOCK" position. It locks the ignition, and prevents normal use of the steering wheel after the key is removed.

To release the steering lock, insert the key and turn it clockwise to one of the other positions. If you have trouble turning the key to unlock the steering, try turning the steering wheel slightly to the right or left while turning the key.

### ACC

Accessories such as the radio can operate, but the engine is off.

### ON

This is the normal operating position. All electrical systems are on.


### START

This is the position for starting the engine using the starter motor. The key should be released from this position as soon as the engine starts.

### Ignition key reminder

A buzzer sounds intermittently to remind you to remove the ignition key if it is in the ignition switch when the driver's door is opened.

### EXAMPLE



82PM03005

### ⚠ WARNING

- Never return the ignition switch to "LOCK" position and remove the ignition key while the vehicle is moving. The steering wheel will lock and you will not be able to steer the vehicle.
- Always return the ignition switch to "LOCK" position and remove the ignition key when leaving the vehicle even if only for a short time. Also do not leave children alone in a parked vehicle. Unattended children could cause accidental movement of the vehicle or could tamper with power windows. They also could suffer from heat stroke in warm or hot weather. These could result in severe injury or even death.

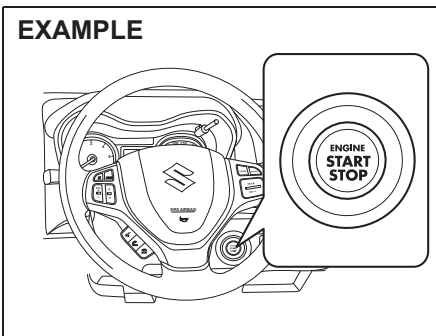
## OPERATING YOUR VEHICLE

### NOTICE

- Do not use the starter motor for more than 30 seconds at a time. If the engine does not start, wait 15 seconds before trying again. If the engine does not start after several attempts, check the fuel and ignition systems or consult your Maruti Suzuki workshop.
- Do not leave the ignition switch in the "ON" position if the engine is not running as the battery will discharge.

### Engine Switch (Vehicle with Keyless Push Start System)

#### EXAMPLE



82PH03001

#### LOCK (OFF)

This mode is for parking the vehicle. When this mode is selected by pressing the engine switch and then any door (including the tailgate) is opened or closed, the steering will be locked automatically.

#### ACC

Press the engine switch to select this ignition mode to use such electric equipment as the audio system, outside rearview mirrors accessory socket, etc. with the engine off. When this position is selected, the "ACC" indicator light in the instrument cluster comes on. Refer to "Warning and Indi-

cator Lights" in the "BEFORE DRIVING" section for details.

#### ON

##### • With the engine off

You can use such electric equipment as the power windows and wipers with the engine off. When this ignition mode is selected by pressing the engine switch, the ignition "ON" indicator light in the instrument cluster will come on.

##### • With the engine on

All electric equipment is operational. The vehicle can be driven when you have selected this ignition mode by pressing the engine switch.

#### START

Manual transaxle - Provided you have the keyless push start system remote controller with you, the engine automatically starts when you press the engine switch to select this ignition mode after shifting to "N" (Neutral) and depressing the brake and clutch pedals.

Auto Gear Shift - Provided you have the keyless push start system remote controller with you, the engine automatically starts when you press the engine switch to select this ignition mode after placing the gearshift lever in "N" (Neutral) position and depressing the brake pedal.

## OPERATING YOUR VEHICLE

**NOTE:**

*You do not need to keep the engine switch pressed to start the engine.*

**NOTICE**

**Do not leave the engine switch in the “ACC” or “ON” mode when the engine is not running. Avoid using the radio or other electric accessories for a long time when the engine switch is in the “ACC” or “ON” mode when the engine is not running, otherwise the battery may discharge.**

**NOTE:**

- *The steering lock may not be released if some load is acting on the steering wheel. If this happens, turn the steering wheel to the right or left to relieve it from the load before you press the engine switch again to change to the desired ignition mode.*
- *In the presence of strong radio signals or noise, you may not be able to change the ignition mode to “ACC” or “ON” or to start the engine using the engine switch.*

### Keyless Push Start System (if equipped)

Provided the keyless push start system remote controller is within the “interior workable area” (refer to the related explanation in this section), you can use the engine switch for starting the engine and selecting an ignition mode (“ACC” or “ON”). In addition, the following functions can be used:


- Keyless entry function. Refer to “Keyless Push Start System Remote Controller” in the “BEFORE DRIVING” section for details.
- Locking and unlocking doors (including the tailgate) using a request switch. Refer to “Keyless Push Start System Remote Controller” in the “BEFORE DRIVING” section for details.
- Immobilizer (anti-theft) function. Refer to “Immobilizer System” in the “BEFORE DRIVING” section for details.

### Engine Switch Illumination

The engine switch is illuminated (lit) in the following situations:

- When the engine is off and the driver’s door is open, or for 15 seconds after the driver’s door is closed. The illumination will fade out after the 15 seconds past.
- When the engine is off and the position lights are on. The illumination will go out when the position lights are turned off.
- When the engine is on and the position lights and/or the headlights are on. The illumination will go out when the position lights and/or the headlights are turned off.

**EXAMPLE**



82K253

**NOTE:**

*To save the battery, the illumination will be automatically turned off when both of the following conditions are simultaneously met:*

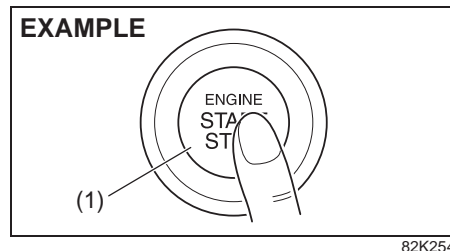
- *The headlights and position lights are turned off.*
- *15 minutes has elapsed since opening the driver’s door.*

## OPERATING YOUR VEHICLE

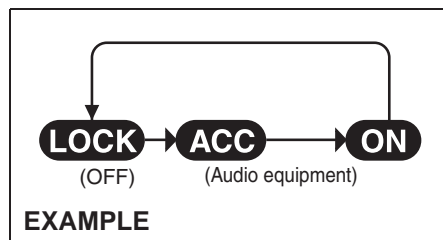
### Selection of Ignition Modes

Press the engine switch to select the "ACC" or "ON" mode as follows when you use an electric accessory or check the operation of instruments without running the engine.

- 1) Bring the keyless push start system remote controller with you and sit in the driver's seat.
- 2) Manual transaxle - Without depressing the clutch pedal, press the engine switch (1).  
Auto Gear Shift - Without depressing the brake pedal, press the engine switch (1).



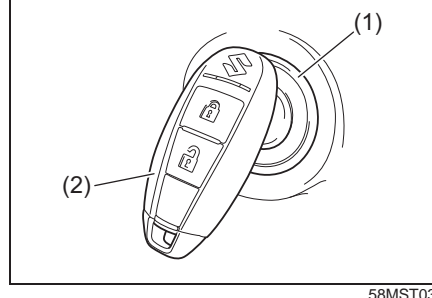
Every time you press the engine switch, the ignition mode changes as follows.



### If the "PUSH" indicator light blinks and the ignition modes cannot be selected

Your keyless push start system remote controller may not be sensed as being within the "interior workable area" (refer to the related explanation in this section). Try again after making sure you have the remote controller with you. If the ignition modes still cannot be selected, the battery of the remote controller may be discharged. To be able to select an ignition mode, you must then use the following method:

### EXAMPLE



- 1) Manual transaxle - Without depressing the clutch pedal, push the engine switch (1).  
Auto Gear Shift - Without depressing the brake pedal, push the engine switch (1).
- 2) Within about 10 seconds during which the "PUSH" indicator light in the instrument cluster is blinking, touch the engine switch with the "LOCK" button end of the remote controller (2) for about 2 seconds.

## OPERATING YOUR VEHICLE

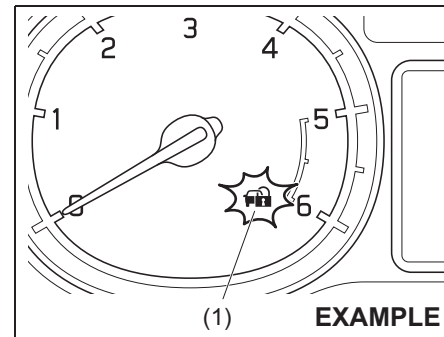
### NOTE:

- If you still cannot select the ignition modes, there may be some problems with the keyless push start system. Contact an authorised Maruti Suzuki workshop for an inspection of the system.
- The immobilizer keyless push start system warning system light will come on for about 5 seconds while the "PUSH" indicator light is blinking. Refer to "Warning and Indicator Lights" in the "BEFORE DRIVING" section for details.
- You may customize the system to cause the interior buzzer to sound once for the "remote controller out of sensing range" warning. To incorporate this customization, please contact an authorised Maruti Suzuki workshop.
- If the battery of the remote controller is about to become completely discharged, the keyless push start system remote controller battery consumption warning light in the instrument cluster will come on for a few seconds when you press the engine switch to change the ignition mode to "ON". Refer to "Warning and Indicator Lights" in the "BEFORE DRIVING" section for details. For details on replacing the battery, refer to the "Keyless Push Start System Remote Controller" in the "BEFORE DRIVING" section.

### "Remote Controller Outside" Warning

When either of the conditions described below is met, the system issues the remote controller outside warning by sounding the interior and exterior buzzers. At the same time, the immobilizer system light blinks.

- Any door is opened and then closed while the remote controller is not inside the vehicle and the engine is running or the ignition mode has been changed to "ACC" or "ON" by pressing the engine switch.
- The remote controller is not inside the vehicle when you attempt to start the engine after changing the ignition mode to "ACC" or "ON" by pressing the engine switch.



82PH048

- (1) Immobilizer keyless push start system warning light (blinks)

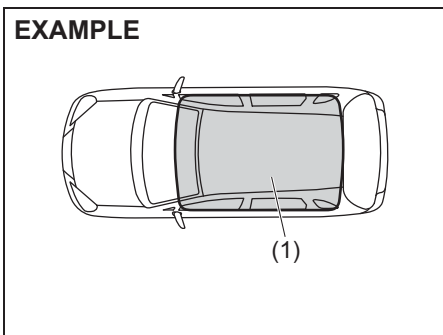
### NOTE:

- If the warning is given, locate the remote controller as soon as possible.
- Any attempt to start the engine will fail while the warning is active. Blinking of the immobilizer keyless push start system warning light in the instrument cluster will indicate this condition. Refer to "Warning and Indicator Lights" in the "BEFORE DRIVING" section for details.
- Normally, the immobilizer keyless push start system warning light should stop blinking shortly after the remote controller is brought back inside the vehicle. If the immobilizer keyless push start system warning light does not stop blinking, change the ignition mode to "LOCK" (OFF) by pressing the engine switch and then perform the engine starting operation. Refer to "Starting the Engine" in this section.
- Always keep the remote controller with you as the driver.

## OPERATING YOUR VEHICLE

### Interior Workable Area for Engine Starting, Ignition Mode Selection and Remote Controller Outside Warning

#### EXAMPLE



61MM0B002

(1) Interior workable area

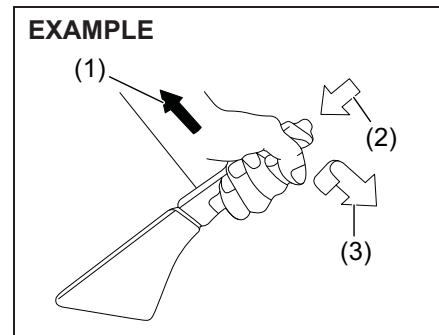
The "interior workable area" for these functions is defined as all the interior spaces except for the space above the instrument panel.

#### NOTE:

- Even when the remote controller is in the interior workable area, if it is in any of the following conditions, you may not be able to start the engine or select the ignition modes, and the "remote controller outside" warning may be given.
  - The remote controller's battery is low.
  - The remote controller is affected by strong radio signals or noise.
  - The remote controller is in contact with or covered by a metallic object.
  - The remote controller is in stowage like the glove box or a door pocket.
  - The remote controller is in the sun visor pocket or on the floor.
- Even when the remote controller is outside the interior workable area, if it is in any of the following conditions, you may be able to start the engine or select the ignition mode. The "remote controller outside" warning may not be given at that time.
  - The remote controller is outside the vehicle but very close to a door.
  - The remote controller is on the instrument panel.

### Parking Brake Lever

#### EXAMPLE



60MHM03001

- (1) To set
- (2) To release
- (3) To release

The parking brake lever is located between the seats. To set the parking brake, hold the brake pedal down and pull the parking brake lever all the way up. To release the parking brake, hold the brake pedal down, pull up slightly on the parking brake lever, push the button on the end of the lever with your thumb, and lower the lever to its original position.

**⚠ WARNING**

- Never drive your vehicle with the parking brake on: rear brake effectiveness can be reduced from overheating, brake life may be shortened, or permanent brake damage may result.
- If the parking brake does not hold the vehicle securely or does not fully release, have your vehicle inspected immediately by an authorised Maruti Suzuki workshop.

**⚠ WARNING**

Always set the parking brake fully before leaving your vehicle or it may move, causing injury or damage. When parking, check that the gearshift lever is in one of the following positions;

- 1st gear or “R” (Reverse) for manual transaxle vehicles.
- “D”, “M” or “R” for Auto Gear Shift vehicles. Also, check the instrument cluster to make sure that the transaxle is engaged in “1” or “R” position.

Remember, even though the transaxle is in gear, you must set the parking brake fully.

**⚠ WARNING**

When parking the vehicle in extremely cold weather, the following procedure should be used:

- 1) Set the parking brake.
  - 2) Manual transaxle - turn off the engine, then shift into reverse or first gear.  
Auto Gear Shift - shift into reverse or first gear and check the gear position indicator in the instrument cluster to make sure that the transaxle is engaged in 1st or reverse, then turn off the engine.
  - 3) Get out of the vehicle and put chocks under the wheels.
  - 4) Release the parking brake.
- When you return to your vehicle, you must remember to first set the parking brake, then remove the wheel chocks.

**NOTE:**

(For Auto Gear Shift Model) For details on how to use the gearshift lever to park the vehicle, refer to “Parking” in “Auto Gear Shift” in this section.

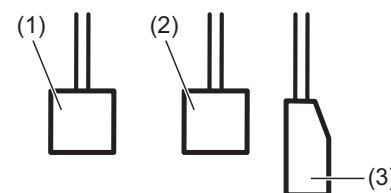
**Parking Brake Reminder Buzzer**

A buzzer sounds intermittently to remind you to release the parking brake if you start the vehicle without releasing the parking brake. Make sure that the parking brake is fully released and the brake system warning light turns off.

**Pedal**

**Manual Transaxle**

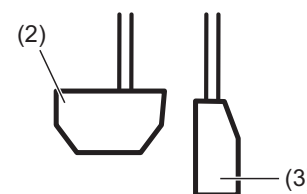
**EXAMPLE**



80J2121

**Auto Gear Shift**

**EXAMPLE**



80J2122

## OPERATING YOUR VEHICLE

### Clutch Pedal (1)

The clutch pedal is used to disengage the drive to the wheels when starting the engine, stopping, or shifting the gearshift lever. Depressing the pedal disengages the clutch.

#### WARNING

**Do not drive with your foot resting on the clutch pedal. It could result in excessive clutch wear, clutch damage, or unexpected loss of engine braking.**

### Brake Pedal (2)

Your MARUTI SUZUKI vehicle is equipped with front disc brakes and rear drum brakes. Depressing the brake pedal applies both sets of brakes.

You may hear occasional brake squeal when you apply the brakes. This is a normal condition caused by environmental factors such as temperature, humidity or dust etc.

#### WARNING

**If brake squeal is excessive and occurs each time the brakes are applied, you should have the brakes checked by your authorised Maruti Suzuki workshop.**

#### WARNING

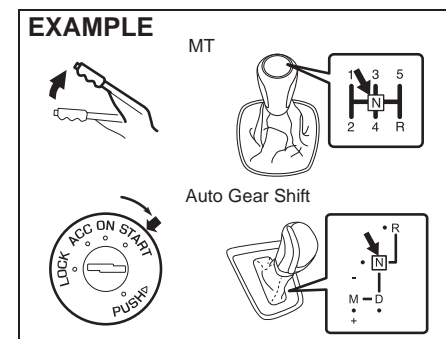
**Do not apply brakes continuously or rest your foot on the brake pedal. This will result in overheating of the brakes which could cause unpredictable braking action, longer stopping distances, or permanent brake damage.**

### Accelerator Pedal (3)

This pedal controls the speed of the engine. Depressing the accelerator pedal increases power output and speed.

## Starting the Engine (Vehicle without Keyless Push Start System)

### Before Starting the Engine



82PM03001

- 1) Make sure the parking brake is set fully.
- 2) Manual transaxle - Shift into "N" (Neutral) and fully depress the clutch pedal. Hold the clutch and brake pedals fully depressed.  
Auto Gear Shift - Shift into "N" (Neutral) and fully depress the brake pedal. Hold the brake pedal fully depressed.

#### NOTE:

*For Auto Gear Shift vehicles, if the engine cannot be started, make sure the gearshift lever is in "N" before restarting the engine.*



**⚠ WARNING**

- Make sure that the parking brake is set fully and the transaxle is in Neutral before attempting to start the engine.
- For Manual Transaxle - Engine can be started only after depressing the clutch pedal. However, before depressing the clutch pedal make sure that the transaxle is in Neutral and brake pedal is depressed.

**Starting a Cold and Warm Engine**

**Cold engine**

Turn the ignition switch to the "ON" position and wait until the glow plug indicator goes out if it comes on. Crank the engine by turning the ignition key to "START". Release the key when the engine starts.

**NOTICE**

- Stop turning the starter immediately after the engine has started or the starter system can be damaged.
- Do not crank the engine for more than 30 seconds at a time. If the engine doesn't start on the first try, wait about 15 seconds before trying again.

**Warm engine**

Crank the engine by turning the ignition key to "START". Release the key when the engine starts.

**Caution when stopping the engine with turbocharger**

When stopping the engine after climbing or high speed driving, let the engine idle for about one minute or more (if it is not prohibited) to cool down the turbocharger and engine oil. This is to prevent the engine oil from over-deteriorating. Deteriorated engine oil will damage the bearings of the turbocharger.

**Restarting diesel engine after fuel-empty stop**

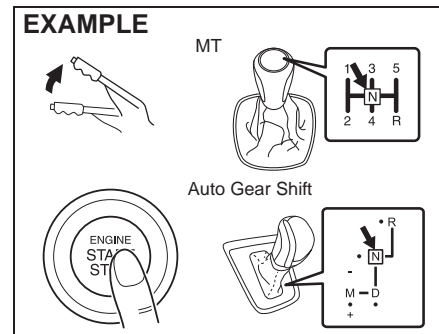
If the engine stops and the low fuel warning light and the malfunction indicator light come on, use the following procedure:

- 1) Fill the fuel tank.
- 2) Hold the ignition key in "ON" position for 5–10 seconds to feed fuel.
- 3) Perform above engine starting procedure to start the engine.

If the malfunction indicator light still comes on after the engine started, there may be some problem with the engine. Ask your authorised Maruti Suzuki workshop to have the engine inspected.

**Starting the Engine  
(Vehicle with Keyless Push Start System)**

**Before Starting the Engine**

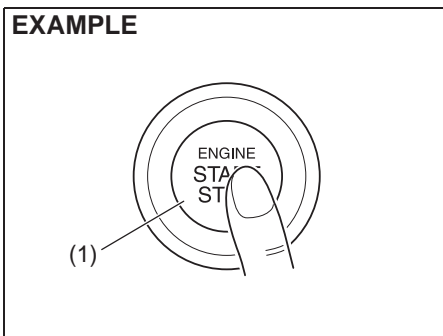


82PM03002

- 1) Make sure the parking brake is set fully.
- 2) Manual transaxle - Shift into "N" (Neutral) and fully depress the clutch pedal. Hold the clutch and brake pedals fully depressed.  
Auto Gear Shift - Shift into "N" (Neutral) and fully depress the brake pedal. Hold the brake pedal fully depressed.

## OPERATING YOUR VEHICLE

### EXAMPLE



- 3) The "PUSH" indicator light in the instrument cluster will come on. Push the engine switch (1). When the engine is started, the starter motor will automatically stop.



### WARNING

**Make sure that the parking brake is set fully and the transaxle is in Neutral before attempting to start the engine.**

### NOTICE

- Do not depress the accelerator during the engine starting procedure.
- If the engine does not respond when you try to start it with the engine switch or if the engine switch repeats cycling through the "LOCK" (OFF) - "ACC" - "ON" mode, the vehicle battery may be discharged. Check the voltage of the vehicle battery before trying again.

### NOTE:

- You do not need to keep the engine switch pressed to start the engine.
- The engine of a manual transaxle vehicle will not start unless the clutch pedal is depressed.
- For Auto Gear Shift vehicles, if the engine cannot be started, make sure the gearshift lever is in "N" before restarting the engine.
- You should turn off such loads as the headlights and air conditioning system to facilitate starting of the engine.
- Even if you fail to start the engine, the starter motor will stop turning automatically after a short time. After the starter motor has stopped or if there is some problem with the system, the starter motor will rotate only while the engine switch is being pressed.

### Stopping the Engine

- Depress the engine switch to stop the engine after the vehicle stopped completely.
- In case of emergency, you can stop the engine by quickly pushing the engine switch more than 3 times, or pushing and holding the engine switch more than 2 seconds while the vehicle in motion.

### NOTE:

*Except in cases of emergency, do not stop the engine while the vehicle is in motion. The steering and braking operation will require more efforts when the engine stopped.*

*Refer to "Braking" in this section.*

- If the engine remains stopped for while after it was stopped unexpectedly or was raced before stopping, a clicking sound may be heard from around the engine when it is restarted. This is not a malfunction. Always let the engine idle before stopping it.

## OPERATING YOUR VEHICLE

### Starting a Cold and Warm Engine

#### Cold engine

Depress the clutch and brake pedals fully and press the engine switch to crank the engine. If the glow plug indicator light comes on, the engine will start automatically after the glow plug indicator light goes off or 10 seconds past.

#### NOTICE

**Do not crank the engine for more than 30 seconds at a time.  
If the engine doesn't start on the first try, wait about 15 seconds before trying again.**

#### Warm engine

Crank the engine by pressing the engine switch to change the ignition mode to "START".

#### Caution when stopping the engine with turbocharger

When stopping the engine after climbing or high speed driving, let the engine idle for about one minute or more (if it is not prohibited) to cool down the turbocharger and engine oil. This is to prevent the engine oil from over-deteriorating. Deteriorated engine oil will damage the bearings of the turbocharger.

### Restarting diesel engine after fuel-empty stop

If the engine stops and the low fuel warning light and the malfunction indicator light come on, use the following procedure:

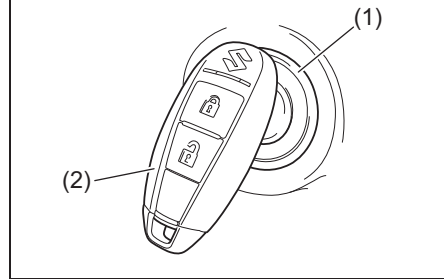
- 1) Fill the fuel tank.
- 2) Press the engine switch to change the ignition mode to "ON" for 5-10 seconds to feed fuel.
- 3) Perform above engine starting procedure to start the engine.

If the malfunction indicator light still comes on after the engine started, there may be some problem with the engine. Ask your authorised Maruti Suzuki workshop to have the engine inspected.

### If the "PUSH" indicator light blinks and the engine cannot be started

Your keyless push start system remote controller may not be sensed as being within the interior workable area. Try again after making sure that you have the remote controller with you. If the engine still cannot be started, the battery of the remote controller may be discharged. You must then use the following method to be able to start the engine.

### EXAMPLE



58MST0302

- 1) Make sure the parking brake is set fully.
- 2) Manual transaxle - Shift into "N" (Neutral) and fully depress the clutch pedal. Hold the clutch and brake pedals fully depressed.  
Auto Gear Shift - Shift into "N" (Neutral) and fully depress the brake pedal. Hold the brake pedal fully depressed.
- 3) The "PUSH" indicator light in the instrument cluster will come on. Press the engine switch (1).
- 4) Within about 10 seconds of blinking of the "PUSH" indicator light in the instrument cluster, touch the engine switch with the "LOCK" button end of the remote controller (2) for about 2 seconds.

## OPERATING YOUR VEHICLE

### NOTE:

- If you still cannot start the engine after several attempts using the above method, there may be a problem elsewhere, such as a low battery. Contact your authorised Maruti Suzuki workshop for inspection.
- The immobilizer keyless push start system warning light will come on for about 5 seconds while the "PUSH" indicator light is blinking.
- You may customize the system to cause the interior buzzer to sound once for the "remote controller out of sensing range" warning. Please contact an authorised Maruti Suzuki workshop for the customization.
- If the battery of the remote controller is about to be completely discharged, the keyless push start system remote controller battery consumption warning light in the instrument cluster will come on for a few seconds when the ignition mode is changed to ON by pressing the engine switch. For details on replacing the battery, refer to the "Keyless Push Start System Remote Controller" in the "BEFORE DRIVING" section.

### Returning the Ignition Mode to LOCK (OFF)

#### NOTE:

Certain problems like a fault in engine system may prevent the engine switch from going back to "LOCK" (OFF) mode. If this happens, have the vehicle inspected by an authorised Maruti Suzuki workshop after doing the following:

- Lock the doors using the key to prevent theft. (The request switches and the keyless push start system remote controller cannot be used to lock them.)
- Disconnect the negative cable from the battery to prevent discharge.

### LOCK (OFF) mode reminder buzzer

If the driver's door is opened without returning the ignition mode to "LOCK" (OFF) by pressing the engine switch, a buzzer sounds to warn you of this state.

- If you open the driver's door after pressing the engine switch to change the ignition mode to "ACC", the interior buzzer beeps intermittently.
- The buzzer will stop sounding if you then push the engine switch twice, thus bringing it back the ignition mode to "LOCK" (OFF).

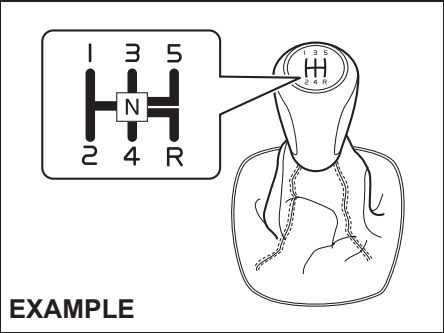
### NOTE:

Whenever you leave the vehicle, make sure you have returned the ignition mode to "LOCK" (OFF) using the engine switch and then lock the doors. Without returning the ignition mode to "LOCK" (OFF), you cannot use a request switch or keyless push start system remote controller to lock the doors.

### Steering lock warning buzzer

If the steering lock fails to engage due to a fault in the system when the ignition mode is turned to "LOCK" (OFF) by pressing the engine switch and then any door (including the tailgate) is opened or closed, the interior buzzer will warn you of this condition with repeated short beeps. If this happens, have the vehicle inspected by an authorised Maruti Suzuki workshop.

Using the Transaxle  
Manual Transaxle



79MH0303

Starting off

To start off, depress the clutch pedal all the way to the floor and shift into 1st gear. After releasing the parking brake, gradually release the clutch. When you hear a change in the engine's sound, slowly press the accelerator while continuing to gradually release the clutch.

Shifting

All forward gears are synchronized, which provides for quiet and easy shifting. Always push in the clutch pedal fully before shifting gears. Keep the engine speed so it does not rise into the red zone of the tachometer.

Downshifting maximum allowable speeds

| Downshifting | km/h |
|--------------|------|
| 2nd to 1st   | 35   |
| 3rd to 2nd   | 65   |
| 4th to 3rd   | 100  |
| 5th to 4th   | 145  |

\*NOTE:

You may not accelerate to the maximum allowable speed because of the driving situation and/or the vehicle condition.

NOTICE

Do not downshift to a lower gear at the speed faster than the maximum allowable speeds for the next lower speed, or severe damage to engine and transaxle can result.

⚠ WARNING

- Reduce your speed and downshift to a lower gear before going down a long or steep hill. A lower gear will allow the engine to provide braking. Avoid riding the brakes or they may overheat, resulting in brake failure.
- When driving on slippery roads, be sure to slow down before downshifting. Excessive and/or sudden changes in engine speed may cause loss of traction, which could cause you to lose control.

NOTICE

Make sure that the vehicle is completely stationary before you shift into reverse.

NOTICE

- To help avoid clutch damage, do not use the clutch pedal as a footrest while driving or use the clutch to keep the vehicle stationary on a slope. Depress the clutch fully when shifting.
- When shifting or starting off, do not race the engine. Racing the engine can shorten engine life and affect smooth shifting.

## OPERATING YOUR VEHICLE

### Auto Gear Shift

Auto Gear Shift is a 5-speed forward/reverse transaxle.

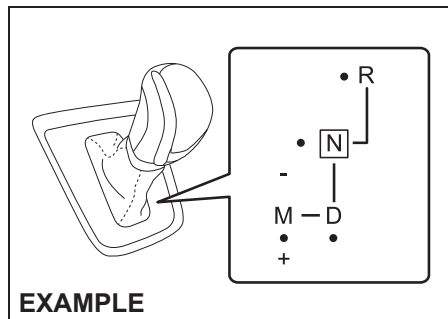
Auto Gear Shift has the basic features of conventional manual transaxle, but clutch operation and transaxle gear shifting are controlled electronically.

#### NOTICE

**Do not depress both the brake pedal and accelerator pedal simultaneously. This can cause damage or overheating to the clutch.**

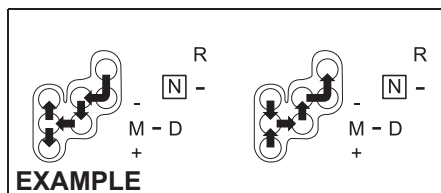
#### NOTE:

*When you open the driver's door, the Auto Gear Shift systems run automatically and you may hear an operating noise. This sound does not indicate malfunction.*



EXAMPLE

56RM03003



EXAMPLE

56RM03001

### Depress brake pedal indicator



76MH0A047

This light will come on if you do not depress the brake pedal in the following situations.


- When starting the engine.
- When the engine is on and the gearshift lever is shifted from "N" position to "D", "M" or "R" position.
- When the ignition switch is in "ON" position or the ignition mode is "ON", and the engine is off, the gearshift lever is shifted into any position.

This light will also come on if one of the gears cannot be engaged and the system is unable to re-try shifting when you shift the gearshift lever from "N" position to "D", "M" or "R" position.

### Starting the engine

When starting the engine, always place the gearshift lever in the "N" position and depress the brake pedal firmly. The engine cannot be started unless the gearshift lever is in the "N" position and the brake pedal is depressed.

If you parked vehicle with gear engaged on last time (if you can see "1" or "R"), shift into "N" (Neutral) and depress the brake pedal. Hold the brake pedal while starting the engine. You can hear buzzer in short time.



82PM03006

#### NOTE:

*If you start the engine without the gearshift lever in the "N" position, the gear position indicator in the instrument cluster will blink.*

### Clutch operation

You can select either the Drive (D) mode or the Manual (M) mode. Since this vehicle controls clutch operation electronically in either mode, you do not need to operate the clutch.

## OPERATING YOUR VEHICLE

### Creeping function

This vehicle has a creeping function that helps the vehicle to start smoothly by engaging the clutch. When the gearshift lever is in any of the positions "D", "M" or "R", and you release your foot from the brake pedal, the vehicle starts slowly without depressing the accelerator pedal. However, creep is not possible in manual (M) mode with 2nd gear engaged. The creeping function is disabled if you depress the brake pedal or pull up the parking brake lever.

#### NOTE:

*If the driver's door is opened and/or the parking brake lever is engaged with the gear in the "M", "D" or "R" position, the creeping function will not operate.*

### Parking and Stopping the vehicle

Auto Gear Shift does not have a parking position. Park the vehicle with a gear engaged. Make sure that the gearshift lever is "D", "M", or "R".

Also, check the instrument cluster to make sure that the transaxle is engaged in "1" or "R" position.

### NOTICE


**A buzzer will sound continuously if the vehicle is operated with the gearshift lever in-between of each shift positions. The vehicle will become inoperative if you continue to operate the vehicle with the gearshift lever in between shift positions.**

### Drive (D) mode

When the Drive (D) mode is activated, the most appropriate gear position is automatically selected upon operation of the accelerator pedal and variation of vehicle speed.

#### Normal driving:

- 1) Start the engine as instructed in "Starting the engine" in this section.
- 2) With your foot on the brake pedal, shift the gearshift lever to the "D" position. When the gearshift lever is shifted to the "D" position, the gear will be shifted to 1st.



82PM03007

#### NOTE:

- If 1st gear cannot be engaged even though the gearshift lever has been shifted from the "N" to the "D" position, the system will re-try shifting automatically. This will take some time, noise may be heard from the gears, and shifting gear shock may occur. However, they do not indicate malfunction.
- The "N" indicator will flash, the depress brake pedal indicator will come on and a warning buzzer (long pulse sound) will sound if any of the following cases occur;
  - If you shift the gearshift lever from the "N" to the "D" position without depressing the brake pedal
  - If the system is unable to re-try shiftingYou should depress the brake pedal and shift the gearshift lever to "N" position, then shift to "D" again.
- 3) Release the parking brake and brake pedal.
- 4) Depress the accelerator pedal slowly.



## OPERATING YOUR VEHICLE

### **⚠ WARNING**

- While driving the vehicle, do not shift the gearshift lever to the “N” position. The engine brake may not work and you may get involved in an unexpected accident. If you return the gearshift lever from “N” to “D” because of unintended shifting, the gear position will be shifted according to the current vehicle speed.
- Always keep your foot on the brake pedal while stopped with the engine running. This operation prevents the vehicle from moving due to unintended activation of the creeping function.

### **NOTICE**

If the gearshift lever cannot shift into any position, or the gear is changed to “N” position automatically when the vehicle speed becomes less than 10 km/h, there may be a systematic malfunction. In this case, ask an authorised Maruti Suzuki workshop to inspect the Auto Gear Shift system as soon as possible.

### **NOTICE**

Do not operate the system as described below. The life cycle of the clutch may be reduced.

- Using the accelerator pedal to hold the vehicle on an uphill slope with the gearshift lever in the “D” or “M” position. If you perform this operation for a certain period of time, a warning buzzer will sound.
- Shifting the gearshift lever to the “D”, “M” or “R” position while racing the engine.
- Driving at low speed using a high gear.
- Holding the vehicle on an uphill slope using the creeping function. If you perform this operation for a certain period of time, a warning buzzer will sound.

### **Starting off on an uphill/downhill:**

#### **Uphill**

- 1) Apply the parking brake firmly so that the vehicle does not roll backwards.
- 2) Shift the gearshift lever to the “D” position while depressing the brake pedal. Make sure that the gear position indicator in the instrumental cluster displays 1st gear.
- 3) Release the brake pedal and depress the accelerator pedal gradually, and when the vehicle starts to move, release the parking brake and depress the accelerator pedal to start off.

### **NOTICE**

On an uphill slope, never hold the vehicle at a stop using only the accelerator pedal or the creeping function. If you perform this operation for a certain period of time, a warning buzzer will sound, and in some cases the engine will stall. This can also cause excessive damage to the clutch.



## OPERATING YOUR VEHICLE

### Downhill

- 1) Depress the brake pedal and shift the gearshift lever to the "D" position. Make sure that the gear is in 1st by checking the gear position indicator.
- 2) Release the brake pedal and depress the accelerator pedal slowly. Even if the accelerator pedal is not depressed, the clutch will be engaged when the vehicle speed increases.

### Using engine braking:

When driving on a downhill slope, downshifting is recommended. So you can use engine braking.

By placing the gearshift lever in the "M" position, the Manual (M) mode is selected, and you can shift to a lower gear manually. For details of downshift operation, refer to "Upshift and downshift" in the "Manual (M) mode".

### Manual (M) mode

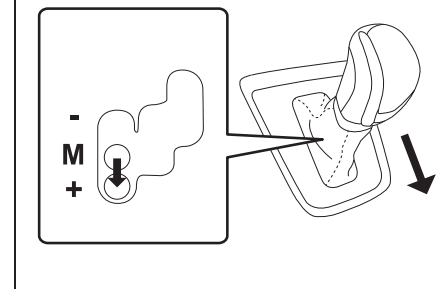
The gears are not shifted automatically. To shift the transaxle, the driver must operate the gearshift lever to the "+" or "-" direction.

As for conventional manual transaxle vehicles, releasing the accelerator pedal a little may help the transaxle to shift smoothly.

### Upshift and downshift:

#### Upshifting

##### EXAMPLE



56RH00309

Pull the gearshift lever to the "+" direction and release it. Every time the lever is operated, the transaxle is upshifting 1 step in the order of 1st → 2nd → 3rd → 4th → 5th gear.

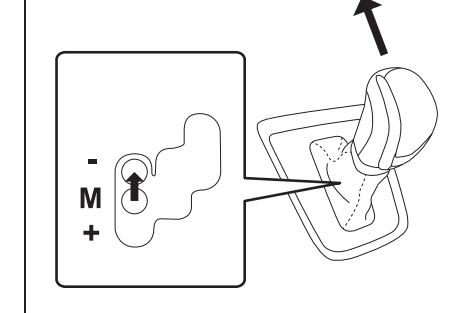
##### EXAMPLE



82PM03008

### Downshifting

#### EXAMPLE



56RH00310

Push the gearshift lever to the "-" direction and release it. Every time the lever is operated, the transaxle is downshifting in the order 5th → 4th → 3rd → 2nd → 1st gear.

##### EXAMPLE



82PM03009

The gear position is displayed on the gear position indicator. The gear position indicator shows the transaxle gear position. Before starting off, always make sure transaxle is engaged in 1st or reverse gear and gear position indicator is showing the

## OPERATING YOUR VEHICLE

intended gear, then depress the accelerator pedal. It is possible to start off vehicle in 2nd gear using manual mode, from stop condition.

### NOTE:

- Always use 1st gear while starting off an uphill slope otherwise you can damage the clutch.
- To downshift smoothly, the engine runs fast in some cases. This is done intentionally by the system and is not malfunction.
- When driving down a hill, downshift and use the engine braking appropriately. If necessary, continuous downshifting is possible. However, if downshifting more than 3 steps, gear shifting will take more time.
- When the gear is shifting, a noise can be heard in some case. This is not malfunction.

### ⚠ WARNING

- Be careful when accelerating, upshifting, downshifting or braking on a slippery surface. Sudden acceleration or engine braking could cause the vehicle to spin or skid. While starting off on a slippery or snowy roads, please use 2nd gear (if required).
- To drive down a long or steep hill, reduce your speed and downshift. Remember, if you ride the brakes excessively, they may overheat and fail.
- While driving the vehicle, do not shift the gearshift lever to “N” position. The engine brake may not work and you may get involved in an unexpected accident. If you return the gearshift lever from “N” to “M” because of unintended shifting, the gear position will be shifted according to the current vehicle speed.
- Do not apply the parking brake while driving. Otherwise, it could cause a skid and you may get involved in an unexpected accident.

### NOTICE

- If the gearshift lever cannot shift into any position, or the gear is changed to “N” position automatically when the vehicle speed becomes less than 10 km/h, there may be a systematic malfunction. In this case, ask an authorised Maruti Suzuki workshop to inspect the Auto Gear Shift system as soon as possible.
- The manual (M) mode does not upshift even if the engine speed reaches the rev-limit.
- The system will not allow shifting up or down to a gear that would cause engine over-revving or under-revving.
- If frequently driving at low speed using a high gear position, the life cycle of the clutch may be reduced.
- Frequent downshifting (more than 3 positions consecutively) causes the reduction of transaxle life.

## OPERATING YOUR VEHICLE

### Starting off:

- 1) Start the engine as instructed in "Starting the engine" in this section.
- 2) With your foot on the brake pedal, shift the gearshift lever to the "M" position. When the gearshift lever is shifted to the "M" position, the gear will be shifted to 1st. Before starting off, always make sure that the intended gear is engaged by checking the gear position indicator, then depress the accelerator pedal.

### NOTE:

- If 1st gear cannot be engaged even though the gearshift lever has been shifted from the "N" to the "M" position, the system will re-try shifting automatically. This will take some time, noise may be heard from the gears, and shifting gear shock may occur. However, they do not indicate malfunction.
  - The "N" indicator will flash, the depress brake pedal indicator will come on and a warning buzzer (long pulse sound) will sound if any of the following cases occur;
    - If you shift the gearshift lever from the "N" to the "M" position without depressing the brake pedal.
    - If the system is unable to re-try shifting.
- You should depress the brake pedal and shift the gearshift lever to "N" position, then shift to "M" position again a few seconds later.

- 3) Release the parking brake and brake pedal. Depress the accelerator pedal slowly for smooth starting.

### WARNING

**Always keep your foot on the brake pedal while stopped with the engine running. These operations prevent the vehicle from starting due to unintended activation of the creeping function.**

### NOTICE

**Do not operate the system as described below. The life cycle of the clutch may be reduced.**

- Using the accelerator pedal to hold the vehicle on an uphill slope operation with the gearshift lever in the "M" or "D" position. If you perform this operation for a certain period of time, a warning buzzer will sound.
- Shifting the gearshift lever to the "M", "D" or "R" position while racing the engine.
- Driving at low speed using a high gear.
- Stopping on a slope using the creeping function. If you perform this operation for a certain period of time, a warning buzzer will sound.

### Starting off on an uphill/downhill slope:

#### Uphill

- 1) Apply the parking brake firmly so that the vehicle does not roll backwards.
- 2) Shift the gearshift lever to the "M" position while depressing the brake pedal. Make sure that the gear position indicator in the instrumental cluster displays 1st gear.
- 3) Release the brake pedal and depress the accelerator pedal gradually, and when the vehicle starts to move, release the parking brake and depress the accelerator pedal to start off.

### NOTICE

**On an uphill slope, never hold the vehicle at a stop using only the accelerator pedal or creeping function. If you perform this operation for a certain period of time, a warning buzzer will sound, and in some cases the engine will stall. This can also cause excessive damage to the clutch. In case the warning buzzer is on, shifting to 2nd gear will not be possible in manual mode. Always use 1st gear while starting off on an uphill slope. Otherwise you may damage the clutch.**


## OPERATING YOUR VEHICLE

### Downhill

- 1) Depress the brake pedal and shift the gearshift lever to the "M" position. Make sure the gear position indicator to make sure that the gear is in 1st.
- 2) Release the brake pedal and depress the accelerator pedal slowly. Even though the accelerator pedal is not depressed, the clutch will be engaged when the vehicle speed increases.

### Backing up

After the vehicle has stopped completely, depress the brake pedal and shift the gearshift lever to the "R" position. Depress the accelerator pedal slowly as when starting off in 1st gear. Before backing up, make sure that reverse gear is selected by checking the gear position indicator.



82PM03010

### NOTE:

- If reverse gear cannot be engaged even though the gearshift lever has been shifted from the "N" to the "R" position, the system will re-try shifting automatically. This will take some time, noise may be heard from the gears, and shifting gear shock may occur. However, they do not indicate malfunction.
  - The "N" indicator will flash, the depress brake pedal indicator will come on and a warning buzzer (long pulse sound) will sound if any of the following cases occur;
    - If you shift the gearshift lever from the "N" to the "R" position without depressing the brake pedal.
    - If the system is unable to re-try shifting.
- You should depress the brake pedal and shift the gearshift lever to "N" position, then shift to "R" position again a few seconds later.
- The system will not allow shifting to the "R" position if the vehicle speed is over about 3 km/h. If the gearshift lever is operated under this condition, the "N" indicator in the instrument cluster will blink. However, when the vehicle speed drops below about 3 km/h, the gear will be shifted to reverse. Make sure that the vehicle has stopped completely before shifting to the "R" position.

### NOTICE

On a downhill slope, never hold the vehicle at a stop using only the accelerator pedal or the creeping function. If you perform this operation for a certain period of time, a warning buzzer will sound, and in some cases the engine will stall. This can also cause excessive damage to the clutch.

### Stopping

The vehicle can be stopped by depressing the brake pedal regardless of the gear position. This is because the clutch is automatically disengaged to prevent the engine from stopping.

- If the gearshift lever is in the "D" position, the gear will be downshifted to 1st when the vehicle stops.
- If the gearshift lever is in the "M" position, the gear will be downshifted to 1st when the vehicle stops.

## OPERATING YOUR VEHICLE

### WARNING

- When stopping, for example, at a traffic light, be sure to depress the brake pedal firmly. For your safety, apply the parking brake, too, when stopping on a hill.
- When racing the engine, make sure that the gear is in the “N” position by checking the gear position indicator. If the accelerator is operated with the gear in any other position, the vehicle may move resulting in an unexpected accident.
- Do not leave your vehicle unattended while the engine is running.
- When leaving the vehicle, stop the engine and park the vehicle with a gear engaged. If you need to leave the vehicle with the engine running, apply the parking brakes firmly, and shift the gearshift lever to the “N” position. Otherwise, the vehicle may move unexpectedly and may cause an accident.

### NOTICE

- On a slope, never hold the vehicle at a stop using only the accelerator pedal or the creeping function. If you perform this operation for a certain period of time, a warning buzzer will sound, and in some cases the engine will stall. This can also cause excessive damage to the clutch.
- If the gearshift lever is operated more than necessary, the system may not allow operation of the gearshift lever for a certain period of time, and the gear may not be shifted appropriately. Therefore, do not operate the gearshift lever if not necessary.

### Parking

Unlike an automatic transaxle, Auto Gear Shift does not have a parking position. The vehicle can be parked with the gearshift lever at “D” or “R” position. Remember, even though the transaxle is in gear, you must set the parking brake firmly. Park the vehicle with a gear engaged.

- 1) Apply the parking brake firmly.
- 2) While depressing the brake pedal, shift the gearshift lever to the “R” position on a downhill slope, and to the 1st position in the drive (D) mode or the “M” position in the manual (M) mode on an uphill

slope and confirm the gear position by checking the gear position indicator.

- 3) Stop the engine.
- 4) In the case of uphill/downhill slope, release the parking brake and brake pedal slowly in order to check the gear is engaged.
- 5) After checking that the vehicle is stopped with gear engaged, apply the parking brake by pressing the brake pedal firmly.
- 6) Get out of the vehicle and put chocks under the wheels.

When you return to your vehicle, you must remember to remove the wheel chocks.

### NOTE:

- After the engine is stopped, the gear in the transaxle does not change even if you shift the gearshift lever in any position. Always shift the gearshift lever before stop the engine.
- Check the transaxle gear position by looking at the gear position indicator, then turn the ignition switch to “LOCK” position or press the engine switch to change the ignition mode to “LOCK” (OFF), to stop the engine. Release the brake pedal after a few seconds.

## OPERATING YOUR VEHICLE

### WARNING

- If the gear is not engaged properly and completely before the ignition switch is turned to “LOCK” position or the engine switch is pressed to change the ignition mode to “LOCK” (OFF), the vehicle may not be parked with the gear engaged. Always confirm the gear position by checking the gear position indicator when parking.
- On a downhill slope, the gear should be put in reverse, and in 1st gear on an uphill slope. In case of uphill/downhill slope, after checking the vehicle stopped by the gear engaged, put the chocks under the wheels. Otherwise, the vehicle may move, and cause an unexpected accident. If the gear is left in the “N” position, the vehicle cannot be parked with a gear engaged.

### Parking cancel

Depress the brake pedal, turn the ignition switch to the “ON” position or press the engine switch to change the ignition mode to “ON”, and shift the gearshift lever to the “N” position. The gear will be disengaged.

### Warning functions

A warning buzzer will sound or the indicator will blink under the following conditions.

### Warning buzzer

- The clutch is heated due to excessive load.
- The creeping function is being activated for a long period of time.

### NOTICE

**In the above cases, pull over to the side of the road and stop the engine, and then ask an authorised Maruti Suzuki workshop to inspect your vehicle. Otherwise, the clutch disc may be damaged.**

- The ignition switch is turned to “LOCK” position or the engine switch is pressed to change the ignition mode to “LOCK” (OFF) with the gear in 2nd, 3rd, 4th or 5th. In this case, turn the ignition switch to “ON” position or press the engine switch to change the ignition mode to “ON”, and shift the gearshift lever in the “N” position, shift it to the “D” or “M” or “R” position, then turn the ignition switch

to “LOCK” position or press the engine switch to change the ignition mode “LOCK” (OFF).

- During a stop, the driver's door is opened with the gearshift lever in the “R”, “D” or “M” position while the engine is running.

### “N” indicator blinking

When the gear indicator lamp blinks “N”, you should depress the brake pedal and shift the gearshift lever to “N” position.

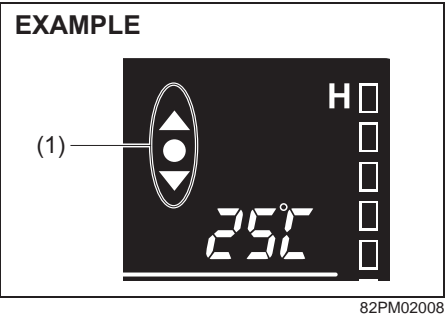
### “1” indicator blinking

When the gear indicator lamp blinks “1”, you should depress the brake pedal and shift the gearshift lever to “N” position, then shift to “D” or “M” position again a few seconds later.

### “R” indicator blinking

When the gear indicator lamp blinks “R”, you should depress the brake pedal and shift the gearshift lever to “N” position, then shift to “R” position again a few seconds later.

Gearshift Indicator  
(if equipped)



(1) Gearshift indicator

In the following cases, the gearshift indicator is indicated on the information display while the vehicle is running.

- When the gearshift lever is in a position other than “N” (Neutral).
- For vehicles equipped with the cruise control, when the system is not in use.

The electronic control system monitors driving condition (such as vehicle speed and/or engine revolution), and it shows which gear position is optimal for your driving with the indication on the display.

If UP/DOWN arrow is indicated on the display while driving, we recommend you to shift up or down the gear until the arrow goes off. It is the optimal gear position for a driving condition that reduces the over revolution and stress to the engine, and improves fuel consumption.

For details on how to use the transaxle, refer to “Using the Transaxle” in this section.

**⚠ WARNING**

**The gearshift indicator is designed to indicate optimal gear position for your driving, however, a driver will not be relieved from the duty of care of driving operation or gear change with this indicator.**

**To drive safe, do not gaze the gearshift indicator, pay attention to your driving situation and shift up or down if necessary.**

**NOTE:**

- The gearshift indicator is not indicated when the gear position is in “N” (Neutral).
- If you depress the clutch pedal while UP/DOWN arrow is indicated, the indication will disappear.
- If you release your foot from the accelerator pedal while UP arrow is indicated, the UP arrow will go off.
- The indication of gearshift indicator timing may differ depending on the vehicle condition and/or driving situation even in the same vehicle speed and engine revolution.

**Example of the gearshift indicator**

| Indication | Description  |
|------------|--|
|            | Lower gear position is selected for the vehicle speed and/or engine revolution. Changing to a higher gear position is recommended. |
|            | Current gear position is optimal for the vehicle speed and/or engine revolution.   |
|            | Higher gear position is selected for the vehicle speed and/or engine revolution. Changing to a lower gear position is recommended. |



## OPERATING YOUR VEHICLE

### Cruise Control (if equipped)

The cruise control system allows you to maintain a steady speed without keeping your foot on the accelerator pedal. The controls for operating the cruise control system are on the steering wheel.

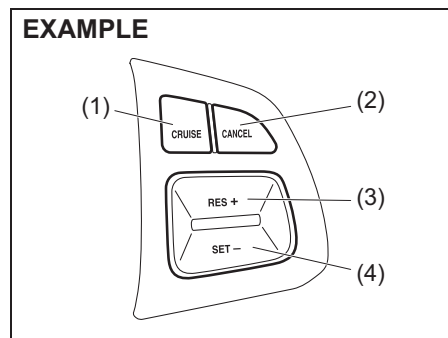
You can use the cruise control system with the following conditions:

- The gear position is in 3rd, 4th or 5th.
- The vehicle speed is about 40 km/h or higher.

#### WARNING

**To help avoid loss of vehicle control, do not use the cruise control system when driving in heavy traffic, on slippery or winding roads, or on steep gradient.**

#### EXAMPLE



61MS416

- (1) "CRUISE" switch
- (2) "CANCEL" switch
- (3) "RES +" switch
- (4) "SET -" switch

#### To Set Cruising Speed

- 1) Turn on the cruise control system by pushing the "CRUISE" switch (1). When the "CRUISE" indicator light comes on, you can set cruising speed.
- 2) Accelerate or decelerate to the desired speed.
- 3) Push the "SET -" switch (4) and turn on the "SET" indicator light. Take your foot off the accelerator pedal and the set speed will be maintained.

#### WARNING

**If the cruising speed is set by accidentally set, you cannot decelerate or could loose control of the vehicle. This could lead to an accident, resulting in severe injury or death. Turn off the cruise control system and make sure the "CRUISE" indicator light is off when the system is not in use.**

#### NOTE:

*Established cruising speed may differ a little from the speed meter indication depending on the road conditions.*

#### "CRUISE" Indicator Light

**CRUISE**

52D113

When you push the "CRUISE" switch, the system is on and a "CRUISE" indicator light on the instrument cluster comes on.

#### "SET" Indicator Light

**SET**

65D474

When the vehicle's speed is controlled by the cruise control system, a "SET" indicator light on the instrument cluster comes on.



## OPERATING YOUR VEHICLE

### To Change Speed Temporarily

When the cruising speed is maintained, you can temporarily accelerate or decelerate.

To accelerate, depress the accelerator pedal. When you take your foot off the pedal, your vehicle will return to the set speed.

To decelerate, depress the brake pedal. The set speed will be canceled and "SET" indicator light will go off.

To resume the previously set speed, push the "RES +" switch (3) and "SET" indicator light will be turned ON again when vehicle speed is above 40 km/h. The vehicle will accelerate to and maintain the previously set speed.

### To Change Cruising Speed

#### Using the accelerator pedal

To reset at a faster cruising speed, accelerate to the desired speed using the accelerator pedal and push the "SET –" switch (4). The new speed will be maintained.

#### Using the brake pedal

To reset at a slower cruising speed, decelerate to the desired speed using the brake pedal and push the "SET –" switch (4). The new speed will be maintained.

#### NOTE:

*When the brake pedal is depressed, the "SET" indicator light goes off until reset the cruising speed.*

#### Using the "RES +" switch or the "SET –" switch

To reset at a faster cruising speed, press repeatedly or hold push the "RES +" switch (3). Vehicle speed will steadily increase. When you release the switch, the new speed will be maintained.

To reset at a slower cruising speed, press repeatedly or hold push the "SET –" switch (4) until the vehicle has slowed to the desired speed, then release the switch. The new speed will be maintained.

#### NOTE:

*You can adjust the set speed by approximately 1.6 km/h by pushing the "RES +" switch (3) or the "SET –" switch (4) quickly.*

### Cancellation of the Cruise Control

The "SET" indicator light will go off and the cruise control will be cancelled temporarily with following procedures:

- Push the "CANCEL" switch (2).
- Depress the brake pedal.
- Depress the clutch pedal.
- The vehicle speed falls more than about 20 percent from the set speed.
- Any time the vehicle speed falls below 40 km/h.

To resume the previously set speed, push the "RES +" switch (3) and "SET" indicator light will be turned ON. Besides, the vehicle speed has to be above 40 km/h when the vehicle is not in the above conditions.

To turn off the cruise control system, push the "CRUISE" switch (1) and make sure the "CRUISE" indicator light is off.

Also, if the malfunction indicator light in the instrument cluster comes on or blinks, the cruise control system will be turned off.

#### NOTE:

*If you turn off the cruise control system, the previously set speed in the memory is cleared. Reset your cruising speed again.*

## OPERATING YOUR VEHICLE

### Parking Sensors



(1) Symbol representing an obstacle detected by parking sensor\*

\* This symbol represents an obstacle that is located to the right rear of the vehicle.

- The parking sensor system uses ultrasonic sensors to detect obstacles near the rear bumper. If obstacles are sensed while you are parking or moving the vehicle slowly / In reverse gear, the system warns you by sounding a buzzer and displaying symbols representing the obstacles on the information display in the instrument cluster.
- The system emits an ultrasonic wave and the relevant sensor detects the return of the wave reflected by an obstacle. The system measures the time taken by the ultrasonic wave to reach the obstacle and return from it, from which it determines the obstacle's position.
- The parking sensor function can be used when you turn the ignition switch to the "ON" position or press the engine switch

to change the ignition mode to ON, the gearshift lever is in "R" position. This function is helpful in the following cases: pulling over to the curb; parallel-parking the vehicle; steering the vehicle into a garage; driving along an alley; and moving slowly in a place with obstacles.

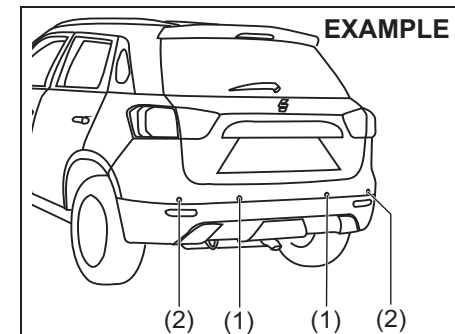
#### ⚠ WARNING

- The parking sensor warns you of obstacles with buzzers and by showing you the location of the obstacles on the information display. However, you must still pay full attention yourself while driving.
- The sensors can detect obstacles only within a limited area and only when the vehicle is moving within a limited speed range. So, in tricky areas, you must move the vehicle slowly while checking around it using your direct vision or rearview mirrors. There is increased risk of an accident if you control the vehicle relying only on the parking sensor.

#### NOTICE

- Parking sensor are only for driver's assistance.

### Sensor Locations



- (1) Rear center sensors (2 places)  
(2) Rear corner sensors (2 places)

#### NOTICE

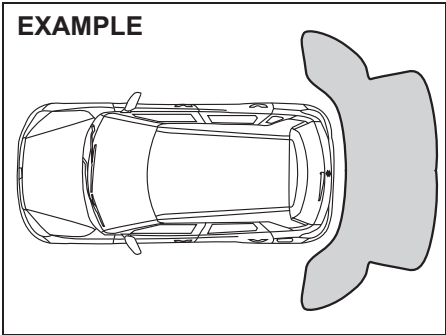
- Avoid hitting the sensor areas or directing the nozzle of a high-pressure car washer onto the sensor areas. Otherwise, the sensors may be damaged.
- If the bumper hits a hard object, the sensors on it may not work properly. If this occurs, have the sensors inspected by an authorised Maruti Suzuki workshop.

OPERATING YOUR VEHICLE

**Working sensors**  
The sensors that work depends on the position of the gearshift lever as follows:

| Gearshift lever position |        | Manual transaxle |              | Auto Gear Shift |           |
|--------------------------|--------|------------------|--------------|-----------------|-----------|
|                          |        | R                | N, 1st – 5th | R               | N, D or M |
| Rear sensors             | Center | On               | Off          | On              | Off       |
|                          | Corner | On               | Off          | On              | Off       |

**Approximate areas where obstacles can be detected**



82PH03003

- An obstacle within about 20 cm (8 in) from a sensor or just below a sensor is not detectable.
- The sensors can detect an obstacle up to about 1.5 m (5 ft) from the rear of vehicle.

## OPERATING YOUR VEHICLE

### ⚠ WARNING

- Under the following conditions, the parking sensor system may not work normally because the sensors cannot detect obstacles correctly.
  - Sensors are covered with mud, ice or other materials. (Such materials must be removed for normal operation.)
  - Sensors are wet from water splashes or heavy rain.
  - Sensors are covered by a hand, sticker, accessory, etc.
  - There is an accessory or other object attached within the sensor's sensing area.
  - Items such as tow hooks, commercially available corner poles, radio antenna, etc. are installed on the bumper.
  - The height of the bumper is changed due to alteration to the suspension or other causes.
  - The sensor areas are extremely hot from direct sunlight or cold due to freezing weather.
  - The vehicle is on a rough surface, slope, gravel road or grass field.
  - The vehicle is at a steep angle.

(Continued)

### ⚠ WARNING

(Continued)

- Sensors have intercepted ultrasonic noise from another vehicle's horn, engine, air braking system (large vehicles), or parking sensor.
- Obstacles are too close to the sensors.
- Sensors are at an angle to a highly reflective object such as glass. (Ultrasonic waves are not reflected back from the obstacle.)
- Sensors may not be able to correctly detect the following types of obstacles:
  - Objects made of a thin material like wire netting and ropes
  - Square-shaped curbstones or other objects with sharp edges
  - Tall objects with a large upper part like a road sign
  - Low-profile objects such as curbstones
  - Sound-absorbing objects such as cotton and snow

### NOTE:

- Thin poles or obstacles lower than the sensors may become undetectable as the vehicle moves closer to them even if they have been detected from longer distances.
- The system may calculate the distance to a road sign or similar obstacle to be shorter than the actual distance.

## OPERATING YOUR VEHICLE

### Obstacle Indication by Parking Sensor

#### EXAMPLE



(2) (1) (2)

82PH063

- (1) Obstacle detected by rear center sensors
- (2) Obstacle detected by rear corner sensors

Upon detecting an obstacle, the parking sensor causes an interior buzzer to sound and a symbol representing the obstacle appears on the information display in the instrument cluster.

- A different symbol is displayed depending on the direction and distance of the obstacle.
- A buzzer sounds when a sensor at the rear detects an obstacle.
- Warnings when obstacles are detected by corner sensors

| Distance (approx.)         | Buzzer                              | Symbol      |
|----------------------------|-------------------------------------|-------------|
| 45 – 60 cm<br>(18 – 24 in) | Short beeps at short intervals      | Three lines |
| 35 – 45 cm<br>(14 – 18 in) | Short beeps at very short intervals | Two lines   |
| Less than 35 cm<br>(14 in) | Continuous beep                     | One line    |

- Warnings when obstacles are detected by center sensors

| Distance (approx.)          | Buzzer                              | Symbol      |
|-----------------------------|-------------------------------------|-------------|
| 60 – 150 cm<br>(24 – 59 in) | Short beeps at long intervals       | Three lines |
| 45 – 60 cm<br>(18 – 24 in)  | Short beeps at short intervals      |             |
| 35 – 45 cm<br>(14 – 18 in)  | Short beeps at very short intervals | Two lines   |
| Less than 35 cm<br>(14 in)  | Continuous beep                     | One line    |






#### NOTE:

- Symbols are displayed with a short delay after the detection of obstacles.
- If the system detects multiple obstacles simultaneously, the display shows all of their positions using the corresponding symbols. However, the buzzers will sound only for the nearest obstacles.

## OPERATING YOUR VEHICLE

### Warning and Indicator Messages

If there is a problem or warning regarding the parking sensor system, a message is displayed on the information display in the instrument cluster, and a symbol blinks and the buzzer sounds. If a message is displayed, follow its instruction.

| Text Message   | Symbol   | Buzzer                 | Probable cause and remedy  |
|--|--|------------------------|--|
|  <p>82PH03011</p> |  <p>82PH03013</p> <p>Two Blinking lines in a sensor location.</p> | Series of Double Beeps | There may be some problem with the parking sensor system. Have your vehicle inspected by an authorised Maruti Suzuki workshop. |
|  <p>82PH03012</p> |  <p>82PH03014</p> <p>One blinking line in a sensor location.</p>  | Series of Single Beeps | The indicated sensor is contaminated. Clean the sensor with a soft cloth.  |
| No text indication   |  <p>82PH03015</p> <p>All line blinking in sensor location.</p>  | No Buzzer Beeps        | There may be some problem with the parking sensor system. Have your vehicle inspected by an authorised Maruti Suzuki workshop. |

## OPERATING YOUR VEHICLE

### Rearview Camera (if equipped)

When the gearshift lever is shifted to the "R" position while the ignition mode is "ON", the rearview camera system automatically shows the view behind the vehicle on the display.

#### **WARNING**

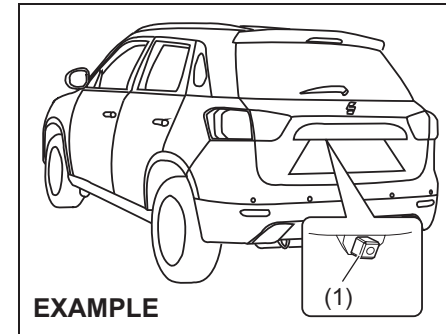
The distance viewed in the rearview camera may differ from the actual distance according to the condition of road or the load the vehicle is carrying. Since the camera display area is also limited, backing up by only looking at the display may cause an accident or a collision with an object. The rearview camera cannot replace the driver's attention. The driver alone is responsible for parking and similar driving maneuvers.

- Use the rearview camera only to provide driving assistance.
- Always drive carefully confirming the safety of the rear and the surrounding conditions by looking directly with your eyes and using the rear view mirror.
- Make sure that the tailgate is securely closed when backing up.

#### **NOTICE**

If you use the rearview camera for a long time when the ignition mode is ON, but the engine is not running, the battery may discharge. Do not leave the ignition mode ON for a long time when the engine is not running.

### Rearview Camera Location



(1) Rearview camera

The rearview camera is installed beside the license plate light.

#### **NOTICE**

The rearview camera is a precision instrument. If you strike the camera, it may be broken and cause damage resulting in a catching fire or a malfunction.

- Do not strike the camera.
- Do not remove snow or mud on the camera lens with a stick.

## OPERATING YOUR VEHICLE

### NOTICE

If water enters the rearview camera, it may cause a malfunction or catching fire.  
Do not use high pressure water around the camera.

### NOTICE

This lens is hard coated to prevent damage or discoloration. Damage or discoloration of lens may obscure the image.

- Do not use a brush to clean lens.
- Do not use alcohol, benzene or thinner to clean the lens.
- Do not use wax on the camera lens.

### NOTE:

If body wax does get on the camera lens, wipe off the wax with a clean cloth dampened with mild detergent diluted with water, then wipe with a dry cloth.

### How to Use Rearview Camera

- 1) Press the engine switch to change the ignition mode to ON.
- 2) Shift the gearshift lever in the "R" position.
  - The display automatically shows the view behind the vehicle.
  - When the gearshift lever is shifted from "R" to another gearshift lever position, the display returns to the previous display.

### NOTE:

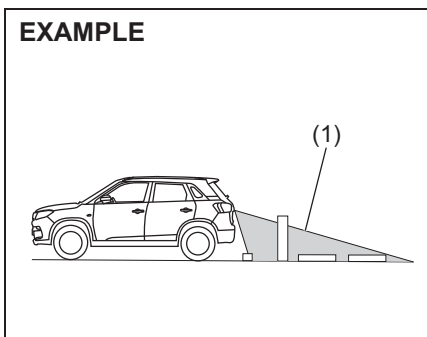
The rearview camera display has first priority in any display mode. However, the rearview camera display does not show the rear view while the system is initializing.

### Display Range of Rearview Camera

The rearview camera display shows the area behind the rear end of the tailgate. The display cannot show objects which are close to the bumper or under the bumper. The rearview camera display cannot show obstacles which are higher than the camera. Upper parts of tall objects such as road signs cannot be viewed on the display.

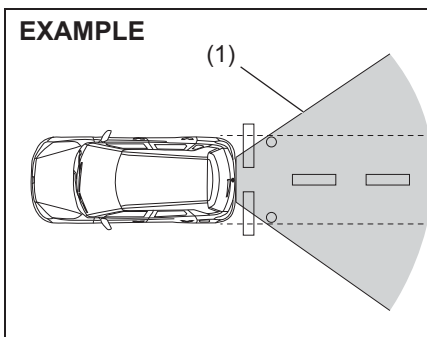
### Example of display range of rearview camera

#### EXAMPLE



82PH03005

#### EXAMPLE



82PH03006

(1) Display range



## OPERATING YOUR VEHICLE

### NOTE:

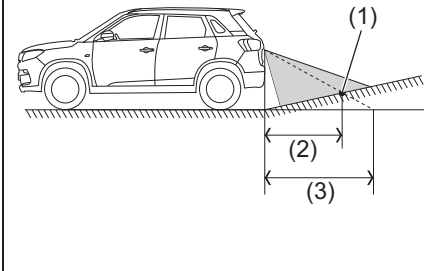
- Images shown on the display from the rearview camera are reversed images (mirror images).
- The colors of objects on the rearview camera may differ from the actual object colors.
- The rearview camera display may be difficult to see under the following conditions, but this is not a system malfunction.
  - In dark areas, on a rainy day or at night.
  - When the temperature around the lens is too high/low, or the camera is wet such as on a rainy day or during periods of high humidity (dew condensation may occur on the camera lens).
  - When a foreign object such as mud or a drop of water is stuck around the camera lens.
  - When strong light directly enters the camera (vertical lines may be seen on the display).
  - Under fluorescent light. (The display may flicker.)
  - When the outside temperature is low (the image on the display may be darkened).

### Example of rearview camera screen indication

The distance viewed in the rearview camera may differ from the actual distance according to the condition of the road or the load the vehicle is carrying.

### Uphill Incline behind the Vehicle

#### EXAMPLE

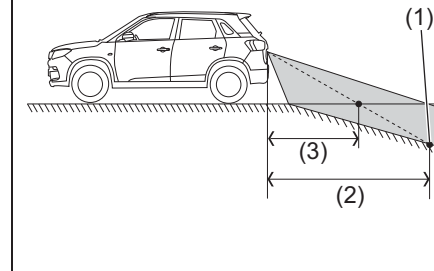


- (1) Object
- (2) Actual distance
- (3) Distance on the display

When there is an uphill incline behind the vehicle, the object shown on the display appears farther away than the actual distance.

### Downhill Incline behind the vehicle

#### EXAMPLE



- (1) Object
- (2) Actual distance
- (3) Distance on the display

When there is a downhill incline behind the vehicle, the object shown on the display appears closer than the actual distance.

## OPERATING YOUR VEHICLE

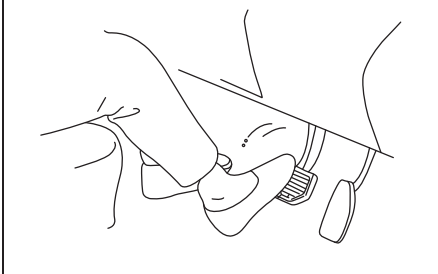
**If the rear view from the rearview camera is not shown or there is a poor image**

- If the rear view from the rearview camera is not shown.
  - Check that the ignition mode is “ON”.
  - Check that the gearshift lever is shifted to “R” position.
- If the image from the rearview camera is poor.
  - Check that the camera lens is not dirty.
  - Check that light from the sun or the beam of the headlights from the vehicle behind is not shining directly into the lens.

If the rearview camera system is still not working properly after checking the above, have the system inspected by an authorised Maruti Suzuki workshop as soon as possible.

## Braking

### EXAMPLE



60G165A

The distance needed to bring any vehicle to a halt increases with the speed of the vehicle. The braking distance needed, for example, at 60 km/h will be approximately 4 times greater than the braking distance needed at 30 km/h. Start to brake the vehicle when there is plenty of distance between your vehicle and the desired stopping point, and slow down gradually.

### ⚠ WARNING

**If water gets into the brake drums, brake performance may become poor and unpredictable.**

**After driving through water or washing the underside of the vehicle, test the brakes while driving at a slow speed to see if they have maintained their normal effectiveness. If the brakes are less effective than normal, dry them by repeatedly applying the brakes while driving slowly until the brakes have regained their normal effectiveness.**

### Power-Assisted Brakes

Your vehicle has power-assisted brakes. If power assistance is lost due to a stalled engine or other failures, the system is still fully operational on reserve power and you can bring the vehicle to a complete stop by pressing the brake pedal once and holding it down. The reserve power is partly used up when you depress the brake pedal and reduces each time the pedal is pressed. Apply smooth and even pressure to the pedal. Do not pump the pedal.

#### WARNING

**Even without reserve power in the brake system, you can still stop the vehicle by pressing the brake pedal harder than normally required. However, the stopping distance may be longer.**

### Anti-Lock Brake System (ABS)

ABS will help you avoid skidding by electronically controlling braking pressure. It will also help you maintain steering control when braking on slippery surfaces or when braking hard.

The ABS works automatically, so you do not need any special braking technique. Just push the brake pedal down without pumping. The ABS will operate whenever it senses that the wheels are locking up. You may feel the brake pedal moves a little while the ABS is operating.

#### NOTE:

- The ABS will not work if vehicle speed is under about 10 km/h.
- If the ABS system is activated, you may hear a clunking noise and/or feel pulsating in the brake pedal. This is normal and indicates that the brake fluid pressure is being controlled properly.
- You may hear an operation sound when you start the engine or after the vehicle begins to move. This means that the above systems are in the self-check mode. This sound does not indicate a malfunction.

#### WARNING

- On some types of loose surfaces (such as gravel, snow-covered roads, etc.) the stopping distance required for an ABS-equipped vehicle may be slightly greater than for a comparable vehicle with a conventional brake system. With a conventional brake system, skidding tires are able to plow the gravel or snow layer, shortening the stopping distance, ABS minimizes this resistance effect. Allow for extra stopping distance when driving on loose surfaces.
- On regular paved roads, some drivers may be able to obtain slightly shorter stopping distances with conventional brake systems than with ABS.
- In both of the above conditions, ABS will still offer the advantage of helping you maintain directional control. However, remember that ABS will not compensate for bad road or weather conditions or poor driver judgment. Use good judgment and do not drive fast.

## OPERATING YOUR VEHICLE

### EXAMPLE



63J081

- (1) ABS warning light  
(2) Brake system warning light

### ⚠ WARNING

- If the ABS warning light (1) on the instrument panel comes on and stays on while driving, there may be a problem with the ABS system. Ask your authorised Maruti Suzuki workshop to inspect the ABS system immediately. If the ABS system becomes inoperative, the brake system will function as an ordinary brake system that has no ABS.

(Continued)

### ⚠ WARNING

(Continued)


- If the ABS warning light (1) and the Brake system warning light (2) on the instrument panel simultaneously stays on or comes on when driving, both anti-lock function and rear brake force control function (proportioning valve function) of the ABS system may have failed. If so, the rear wheels may easily skid or the vehicle can even spin in the worst case when braking on a slippery road or when hard braking even on a dry paved road. Ask your authorised Maruti Suzuki workshop to inspect the ABS system immediately. Drive carefully, avoiding hard braking as much as possible.

### How the ABS Works

A computer continuously monitors wheel speed. The computer compares the changes in wheel speed when braking. If the wheels slow suddenly, indicating a skidding situation, the computer will change braking pressure several times each second to prevent the wheels from locking. When you start your vehicle after a stop you may hear a momentary motor noise as the system checks itself.

### ⚠ WARNING

The ABS may not work properly if tires or wheels other than those specified in the owner's manual are used. This is because the ABS works by comparing changes in wheel speed. When replacing tires or wheels, use only the size and type specified in this owner's manual.




60G409A

## DRIVING TIPS

|  |     |
|--|-----|
| Running-in .....                       | 4-1 |
| Catalytic Converter .....              | 4-1 |
| Improving Fuel Economy .....           | 4-2 |
| Highway Driving .....                  | 4-3 |
| Driving on Hills .....                 | 4-3 |
| Driving on Slippery Roads .....        | 4-4 |
| Driving on Wet Roads .....             | 4-5 |
| Off-road driving .....                 | 4-6 |
| Do's and Dont's for Safe Driving ..... | 4-6 |
| Margin for Safety .....                | 4-8 |

## DRIVING TIPS

### EXAMPLE



55RM04002

### ⚠ WARNING

- Fasten your seat belts at all times. Even though air bags are equipped at the front seating positions, the driver and all passengers should be properly restrained at all times, using the seat belts provided. Refer to “Seat belts and child restraint systems” section for instructions on proper use of the seat belts.
- Never drive under the influence of alcohol or other drugs. Alcohol and drugs can seriously impair your ability to drive safely, greatly increasing the risk of injury to yourself and others. You should also avoid driving when you are tired, sick, irritated or under stress.

## Running-in

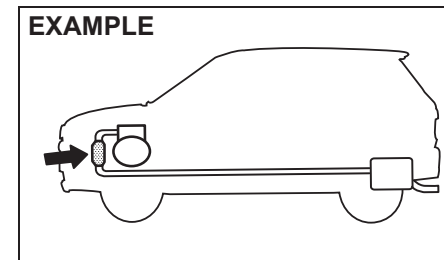
### NOTICE

The future performance and reliability of the engine depends on the care and restraint exercised during its early life. It is especially important to observe the following precautions during the first 960 km of vehicle operation.

- After starting, do not race the engine. Warm it up gradually.
- Avoid prolonged vehicle operation at a constant speed. Moving parts will break in better if you vary your speed.
- Start off from a stop slowly. Avoid full throttle starts.
- Avoid hard braking, especially during the first 320 km of driving.
- Do not drive slowly with the trans-axle in a high gear.
- Drive the vehicle at moderate engine speeds.
- Do not tow a trailer.

## Catalytic converter

### EXAMPLE



82PM04001

The purpose of the catalytic converter is to minimize the amount of harmful pollutants in your vehicle's exhaust. Use of leaded fuel in vehicles equipped with catalytic converters is prohibited, because lead deactivates the pollutant-reducing components of the catalyst system.

The converter is designed to last the life of the vehicle under normal usage and when unleaded fuel is used. No special maintenance is required on the converter. However, it is very important to keep the engine properly tuned. Engine misfiring, which can result from an improperly tuned engine, may cause overheating of the catalytic converter. This may result in permanent heat damage to the catalytic converter and other vehicle components.


## DRIVING TIPS

### NOTICE

To minimize the possibility of catalytic converter or other vehicle damage:

- Maintain the engine in the proper operating condition.
- In the event of an engine malfunction, particularly one involving engine misfire or other apparent loss of performance, have the vehicle serviced promptly.
- Do not turn off the engine or interrupt the ignition when the transaxle is in gear and the vehicle is in motion.
- Do not try to start the engine by pushing or towing the vehicle, or coasting down a hill.
- Do not idle the vehicle for prolonged periods if idling seems rough or there are other malfunctions.
- Do not allow the fuel tank to get near the empty level.
- Do not allow the fuel tank to get near the empty level.

### EXAMPLE



82PM04002

### ⚠ WARNING

Be careful where you park and drive; the catalytic converter and other exhaust components can get very hot. As with any vehicle, do not park or operate this vehicle in areas where combustible materials such as dry grass or leaves can come in contact with a hot exhaust system.

## Improving fuel economy

The following instructions will help you improve fuel economy.

### Avoid excessive idling

If you park your vehicle for more than one minute, stop the engine and start it again later. When warming up a cold engine, do not allow the engine to idle or apply full throttle until the engine has reached operating temperature. Allow the engine to warm up by driving.

### Avoid sudden acceleration

Sudden acceleration starting from rest or while driving will consume fuel unnecessarily and shorten engine life. Start off slowly.

### Avoid unnecessary stops

Avoid unnecessary deceleration and stopping. Try to maintain a moderate, steady speed whenever possible. Slowing down and then accelerating again uses more fuel.

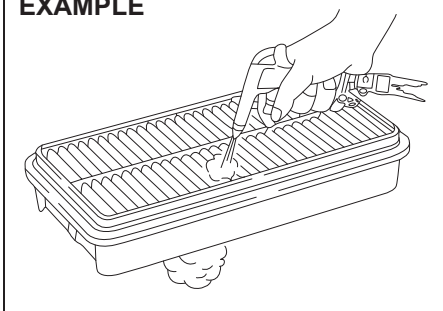
### Keep a steady cruising speed

Drive at a constant speed that road and traffic conditions will permit.

## DRIVING TIPS

### Keep the air cleaner clean

#### EXAMPLE



60A183S

If the air cleaner is clogged with dust, there will be greater intake resistance, resulting in decreased power output and increased fuel consumption.

### Keep weight to a minimum

The heavier the load is, the more fuel the vehicle consumes. Unload any unnecessary luggage or cargo.

### Keep tire pressures correct

Under-inflation of the tires can waste fuel due to increased rolling resistance of the tires. Keep your tires inflated to the correct pressure shown in the label on the driver's door lock pillar.

### Highway driving

When driving at highway speeds, pay attention to the following:

- Stopping distance progressively increases with vehicle speed. Apply the brakes far enough ahead of the stopping point to allow for the extra stopping distance.
- On rainy days, hydroplaning can occur. Hydroplaning is the loss of direct contact between the road surface and the vehicle's tires due to a water film forming between them. Steering or braking the vehicle during hydroplaning can be very difficult, and loss of control can occur. Keep speed down when the road surface is wet.
- At high speeds, the vehicle may be affected by side winds. Therefore, reduce speed and be prepared for unexpected buffeting, which can occur at the exits of tunnels, when passing by a cut of a hill, or when being overtaken by large vehicles, etc.

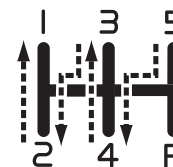
### Driving on hills

#### Manual transaxle

#### EXAMPLE

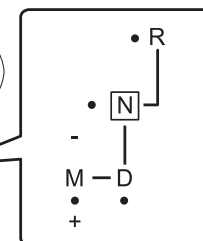


68PM00401



#### Auto Gear Shift

#### EXAMPLE



56RM03003

- When driving on steep hills, the vehicle may begin to slow down and show a lack of power. If this happens, you should shift to a lower gear so that the engine will again be operating in its higher power range. Shift rapidly to prevent the vehicle from losing momentum.



## DRIVING TIPS

- When driving down a hill, the engine should be used for braking by shifting to the next lower gear.

### While moving uphill/gradient from a stand still condition - For manual transaxle

- Apply the parking brake firmly so that the vehicle does not roll backwards.
- Depress the Clutch pedal and Shift the gearshift lever to 1<sup>st</sup> Select position.
- Do not slip the clutch.
- When ready to start, press accelerator pedal and slowly release the clutch pedal simultaneously. When the vehicle starts to move, gradually release the parking brake.


### ⚠ WARNING

**Do not hold the brake pedal down too long or too often while going down a steep or long hill. This could cause the brakes to overheat, resulting in reduced braking efficiency. Failure to take this precaution could result in loss of vehicle control.**

### NOTICE

**When descending a downhill, Never turn the ignition key to “LOCK” position or press the engine switch to change the ignition mode to “LOCK” (OFF). Emission control system damage may result.**

## Driving on slippery roads



55RM04004

On wet roads, you should drive at a lower speed than you do on dry roads due to possible slippage of tires during braking. When driving on icy, snow-covered or muddy roads, reduce your speed and avoid sudden acceleration, abrupt braking, or sharp steering movements.

### Tire chains

Tire chains should only be used if they are needed to increase traction or are required by law. Check that the chains you use are the correct size for your vehicle's tires. Also check that there is enough clearance between the fenders and the chains as installed on the tires.

Install the chains on the front tires tightly, according to the chain manufacturer's instructions. Retighten the chains after

driving about 1.0 km if necessary. With the chains installed, drive slowly.

### NOTICE

- If you hear the chains hitting against the vehicle body while driving, stop and tighten them.
- If your vehicle is equipped with full wheel caps, remove the wheel caps before installing the chains or the wheel caps can be damaged by the chain bands.

### Stuck vehicle

If your vehicle gets stuck in snow, mud or sand, follow the directions below:

- 1) Shift the transaxle back and forth between a forward range (or first gear for manual transaxle) and reverse. This will create a rocking motion which may give you enough momentum to free the vehicle. Press gently on the accelerator to keep wheel spinning to a minimum wheel rpm. Remove your foot from the accelerator while shifting.  
Do not race the engine. Excessive wheel spin will cause the tires to dig deeper, making it more difficult to free the vehicle.
- 2) If your vehicle remains stuck after a few minutes of rocking, we recommend you to consult an authorised Maruti Suzuki workshop or a roadside assistance service. If a towing service is not available in an emergency, your vehicle may be

## DRIVING TIPS

temporarily towed by other vehicle with a towing cable or chain secured to the towing hook either on the front of the vehicle or on the rear of the vehicle. Refer to "Frame hooks" in "OTHER CONTROLS AND EQUIPMENT" section.

### WARNING


Do not allow anyone to stand near the vehicle when you are rocking it, and do not spin the wheels faster than an indicated 40 km/h on the speedometer. Personal injury and/or vehicle damage may result from spinning the wheels too fast.

### NOTICE

Do not continue rocking the vehicle for more than a few minutes. Prolonged rocking can cause engine overheating or transaxle damage.

## Driving on wet roads

### EXAMPLE



82PM04004

### NOTICE

- When driving on wet roads, avoid driving through large amount of standing water on the road. Large amount of water entering the engine compartment may cause damage to the engine and or electrical components.
- If stuck in deep water, do not start the engine.
- Water is incompressible substance, water inside engine is harmful to the engine.

### WARNING

In addition to following the driving tips in this section, it is important to observe the following precautions.

- Check that your tires are in good condition and always maintain the specified tire pressure. Refer to "Tires" in the "INSPECTION AND MAINTENANCE" section for details.
- Do not use tires other than those specified by MARUTI SUZUKI. Never use different sizes or types of tires on the front and rear wheels. For information regarding the specified tires, refer to the tire information label located on the driver's door lock pillar.
- Never use oversized tires or special shock absorbers and springs to raise (jack up) your vehicle. This will change the handling characteristics. Oversized tires may also rub against the fender over bumps, causing vehicle damage or tire failure.
- After driving through water, test the brakes while driving at a slow speed to see if they have maintained their normal effectiveness. If the brakes are less effective than normal, dry them by repeatedly applying the brakes while driving slowly until the brakes have regained their normal effectiveness.

## DRIVING TIPS

### Off-road driving

#### Do not drive in the field covered with grown grass

If you drive in the field covered with grass, it may cause unexpected accident or vehicle damage by getting caught in grown grass.

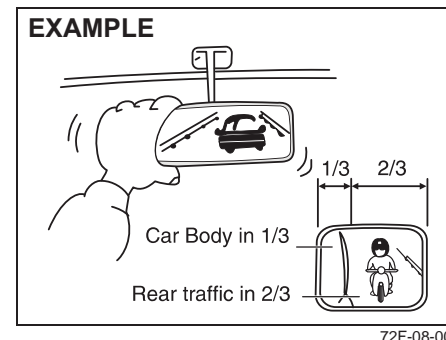
### Do's and Dont's for safe driving

Exercise care in handling your vehicle. Be conscious of not only your own safety but also the safety of others on the road, and thus enjoy the best and most comfortable driving experience.

Following are basic rules for safe driving. Read them carefully for good understanding of the content so that you can enjoy safe and pleasant driving in your vehicle.

#### Starting

- 1) Adjust the driver's seat for the proper driving posture.
- 2) Adjust the rear view mirror so as to obtain the best possible rear view.




- 3) Before moving, look around your vehicle to confirm safety.
- 4) Don't accelerate suddenly, since it is dangerous and wastes fuel.

#### General Driving

- 1) Be sure to stop before a stop light or stop sign. When moving into an intersection without any traffic lights or signs, drive slowly to confirm safety.
- 2) Always follow other vehicles at a safe distance in order to prevent a rear-end collision, in case the vehicle ahead makes a sudden stop.

#### EXAMPLE

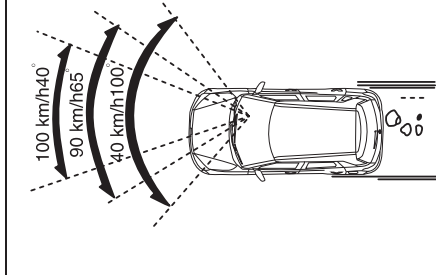


- 3) Turn on the turn signal at least 30 meters before making a turn or changing the lane so as not to be hit.
- 4) Before entering a corner, decelerate to a safe speed. Don't apply brakes during cornering, or skidding may occur.

## DRIVING TIPS

- 5) When overtaking other vehicles, watch out for oncoming vehicles and carefully ensure safety.
- 6) Don't attempt zigzag driving as it will hinder your control over the vehicle and may cause an accident.
- 7) Avoid reckless high speed driving and try to drive at a safe speed suitable for the road conditions while maintaining a constant speed.
- 8) The higher the speed, the narrower the driver's visual range becomes. In such a state, it is difficult to anticipate any hazard and the driver feels fatigued.

### EXAMPLE




82PM04006

- 9) Do not attempt sharp handling during high speed driving. You may lose your control over your vehicle.
- 10) When overtaking or changing lanes while driving at a high speed, keep ample vehicle-to-vehicle distance.

## Braking


### EXAMPLE



82PM04007

- 1) Use the parking brake when parking your vehicle and shift the gear shift lever into the first gear or reverse gear position for the sake of safety.
- 2) Don't use hand-braking unless unavoidable. It causes the vehicle to skid and a collision may occur. It is especially dangerous when the tyres are worn out as they skid more.

### EXAMPLE



82PM04008

Use foot brake in three stages

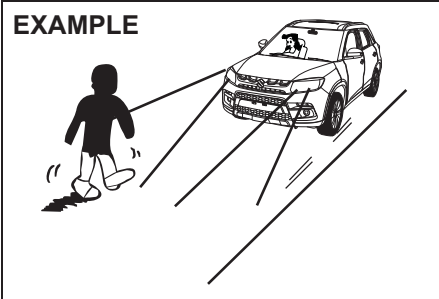
1. Warn the vehicle behind you.
  2. Gradually apply the brake.
  3. Bring the vehicle to a halt.
- 3) When driving downhill, try not to apply the brake but use the engine brake effectively. Overuse of the foot-brake may result in reduction of brake effectiveness.

### Long Distance Driving

- 1) Be sure to perform safety checks before starting a trip.
- 2) Take rest at regular intervals to prevent accidents which may occur due to feeling sleepy or tired.

### Night Time Driving


#### EXAMPLE



82PM04009

- 1) Drive at lower speeds during the night than in the daytime, as the visual range is restricted at night.
- 2) Avoid overtaking other vehicles at night. Darkness bothers your sense of speed and hinders your judgment of vehicle-to-vehicle distance.

#### EXAMPLE



72F-08-021

- 3) Don't use headlights on high beam unless its use is inevitable. It may cause visual impairment to the driver of the oncoming vehicle or the vehicle ahead of you, which may cause an accident.
- 4) Always keep the window glasses clean. Don't operate the windshield wiper when the windshield glass is dry else the wiper blade and glass may get damaged.

### Margin for safety

It is important to allow yourself a margin for safety during driving so that you can cope with erroneous or unexpected driving of other drivers. For that, observe the following.

- Drive at a safe speed.
- Maintain a sufficient distance between your vehicle and the vehicle ahead.
- Don't force yourself to overtake other vehicles.
- Don't accelerate suddenly, steer sharply or stop suddenly.
- Keep ample gaps between driving schedules.
- Observe traffic rules and regulations.

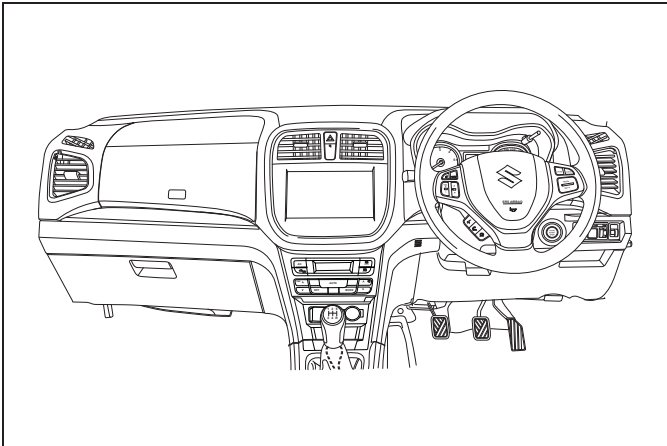
### Conclusion

A perfect driver does not exist. The endeavour of every motorist should be to strive for perfection. Safety consciousness not only ensures your safety and the safety of other road users, it also helps reduce the wear and tear on your vehicle, lengthens its life, gives better fuel efficiency and ensures a comfortable driving experience.

**Follow the do's and don'ts listed, and driving will never be the same again.**



OTHER CONTROLS AND EQUIPMENT



82PM05005

Fuel Filler Cap ..... 5-1

Engine Hood ..... 5-2

Sun Visor ..... 5-4

Interior Light ..... 5-5

Accessory Socket ..... 5-8

AUX/USB Socket (if equipped)..... 5-8

Assist Grips (if equipped) ..... 5-9

Glove Box ..... 5-9

Overhead Console (if equipped) ..... 5-10

Instrument Panel Upper Box (Cool Box) ..... 5-10

Cup Holder and Storage Area ..... 5-12

Footrest ..... 5-15

Floor Mats (if equipped) ..... 5-16

Shopping hook (if equipped) ..... 5-16

Luggage Compartment Cover (if equipped) ..... 5-17

Luggage Compartment Board ..... 5-18

Frame Hooks ..... 5-18

Air Conditioning System ..... 5-20

Manual Heating and Air Conditioning System ..... 5-22

Automatic Heating and Air Conditioning System  
(Climate Control) ..... 5-26


Radio Antenna ..... 5-31

Audio System (if equipped) ..... 5-32

## OTHER CONTROLS AND EQUIPMENT

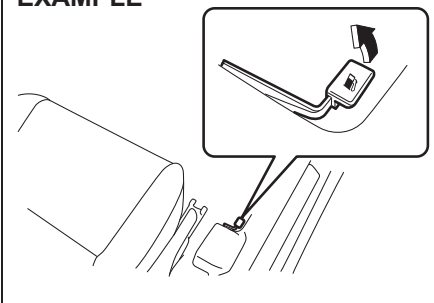
### Fuel Filler Cap

#### EXAMPLE



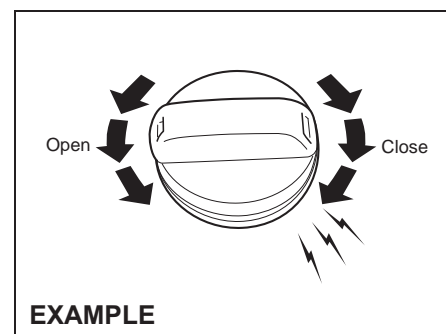
82PH05001

#### EXAMPLE



74LHT0511

The fuel filler cap is located on the left rear side of the vehicle. The fuel filler door can be unlocked by pulling up the opener lever located on the outboard side of the driver's seat and locked by simply closing the door.



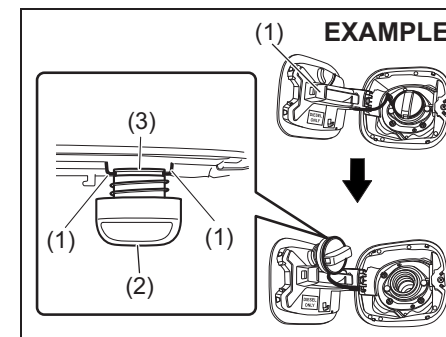
68KN048

To remove the fuel filler cap:

- 1) Open the fuel filler door.
- 2) Remove the cap by turning it counter-clockwise.

#### CAUTION

Remove the fuel filler cap slowly. The fuel may be under pressure and may spray out, causing injury.



82PM05003

#### NOTE:

The cap holder (1) hold the fuel filler cap (2) by hooking the cap to the groove (3) when refueling.

To reinstall the fuel filler cap:

- 1) Turn the cap clockwise until you hear several clicks.
- 2) Close the fuel filler door.

#### WARNING

Fuel is extremely flammable. Do not smoke when refueling, and make sure there are no open flames or sparks in the area.



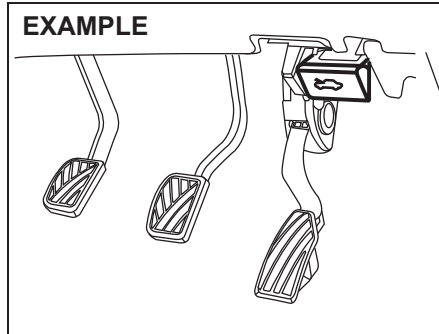
## OTHER CONTROLS AND EQUIPMENT

### **⚠ WARNING**

If you need to replace the fuel cap, use a MARUTI genuine cap. Use of an improper cap can result in a malfunction of the fuel system or emission control system. It may also result in fuel leakage in the event of an accident.

### Engine Hood

#### EXAMPLE

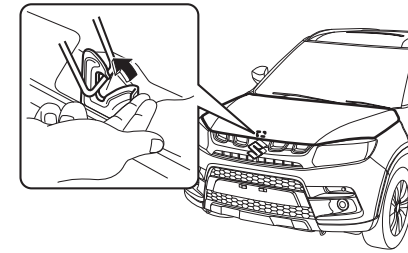


82PH05038

To open the engine hood:

- 1) Pull the hood release handle located on the outboard side of the driver's side. This will disengage the engine hood lock halfway.

#### EXAMPLE



82PH05039

- 2) Push the under-hood release lever sideways with your finger, as shown in the illustration. While pushing the lever, lift up the engine hood.

### **⚠ CAUTION**

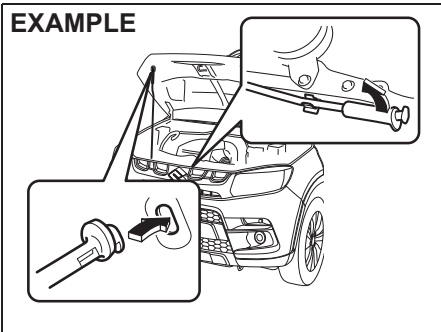
The release lever can be hot enough to burn your finger right after driving. Touch the lever after it becomes cool enough.

### **NOTICE**

Make sure that the wiper arms are not raised before you lift up the engine hood to avoid damaging the wiper arms and the engine hood.

## OTHER CONTROLS AND EQUIPMENT

### EXAMPLE



82PH05041

- 3) While holding the hood, pull the prop rod out from the holding clip, then insert the end of the rod into the designated hole in the hood.

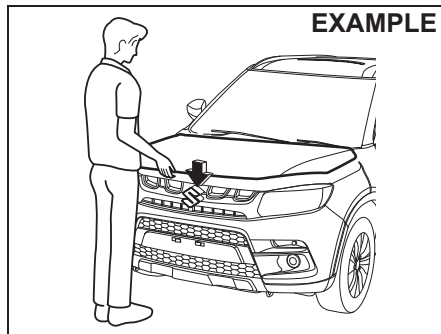
### ⚠ CAUTION

- The prop rod can be hot enough to burn your finger right after driving. Touch the rod after it becomes cool enough.
- Insert the end of the rod into the hole securely. If the rod drops off, your body may be caught in the hood.
- The rod may slip out when the hood is blown by wind. Be careful on windy days.

To close the engine hood:

- 1) Lift the hood up slightly and remove the prop rod from the hole. Put the prop rod back to the holding clip.

### EXAMPLE



82PH05040

- 2) Lower the hood to about 20 cm above the hood latch, then let it drop down. Make sure the hood is securely latched after closing.

### ⚠ WARNING

Make sure the hood is fully closed and latched before driving. If it is not, it can fly up unexpectedly during driving, obstructing your view and resulting in an accident.

### ⚠ CAUTION

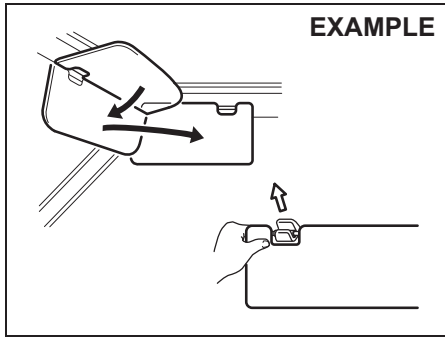
To avoid injury, be sure no part of the occupant's body such as hands or head is in the path of the hood when closing it.

### NOTICE

Pressing the hood from above may damage the hood.

## OTHER CONTROLS AND EQUIPMENT

### Sun Visor



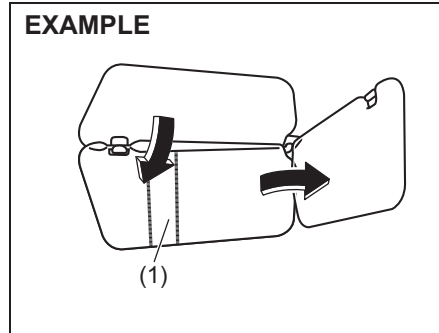
The sun visors can be pulled down to block glare coming through the windshield, or they can be unhooked and turned to the side to block glare coming through the side window.

#### NOTICE

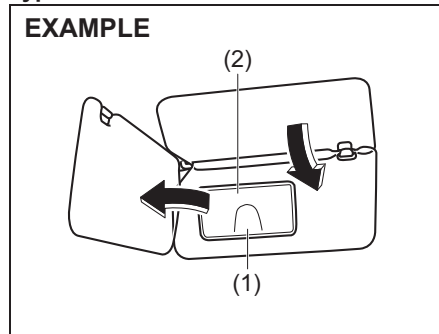
When unhooking and hooking a sun visor, be sure to handle it by the hard plastic parts or the sun visor can be damaged.

### Card holder (if equipped)

#### Type A



#### Type B



- (1) Card holder
- (2) Mirror cover

You can put a card in the card holder (1) on the back of the sun visor.

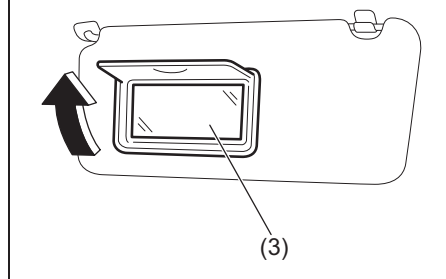
#### NOTICE

When you park your vehicle outdoors in direct sunlight or in hot weather, do not leave plastic cards in the holder. The heat may distort them.

## OTHER CONTROLS AND EQUIPMENT

### Vanity mirror (if equipped)

#### EXAMPLE



(3) Vanity mirror

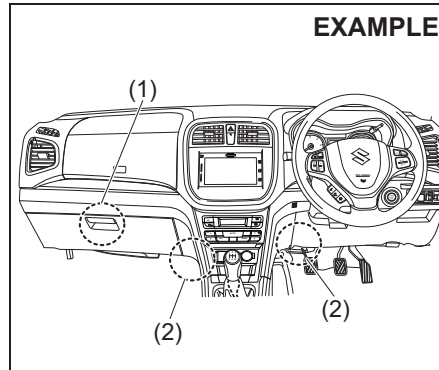
To use the vanity mirror (3) on the back of the sun visor, pull up the mirror cover (1).

#### WARNING

- Do not use the mirror while driving your vehicle or could lose control of the vehicle.
- When using the vanity mirror, do not move too close to a front air bag location or lean against it. If the front air bag is accidentally inflated, it could hit you hard.

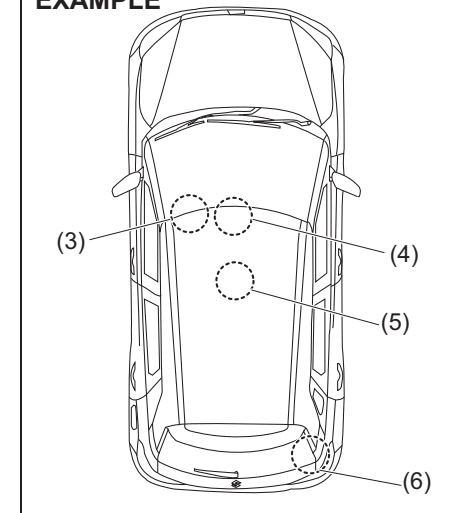
### Interior Light

#### EXAMPLE



- (1) Glove box light (if equipped)  
(2) Footwell lights (if equipped)

#### EXAMPLE



- (3) Vanity mirror light (if equipped)  
(4) Front (if equipped)  
(5) Center  
(6) Luggage compartment (if equipped)

## OTHER CONTROLS AND EQUIPMENT

### Glove Box Light (if equipped) (1)

Refer to "Glove Box" in this section.

### Footwell Lights (if equipped) (2)

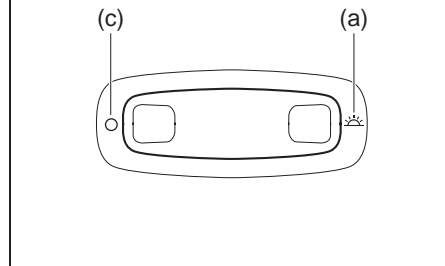
The footwell lights are provided in the leg space in front of each front seat. The light comes on when any door (including the tailgate) is opened. After closing all doors, the light will remain on for about 15 seconds and then fade out. If you insert the key, or press the engine switch to change the ignition mode to ACC or ON during this time, the light will start to fade out immediately. After removing the key from the ignition switch, the light will turn on for about 15 seconds and then fade out.

#### NOTE:

You can change the footwell lights operation via the information display. Refer to "Information Display" in the "BEFORE DRIVING" section.

### Vanity Mirror Light (if equipped) (3)

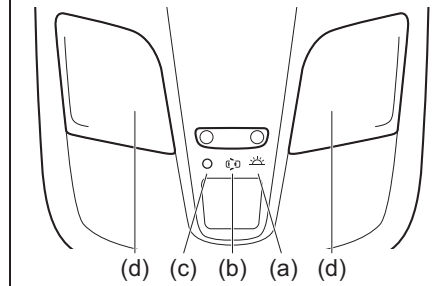
#### EXAMPLE



82PH014

### Front (if equipped) (4)

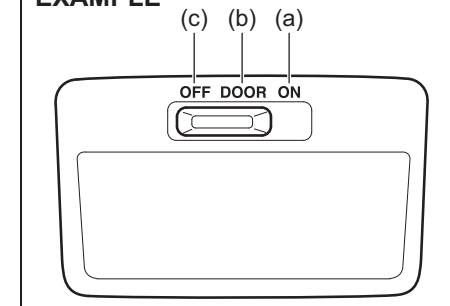
#### EXAMPLE



64MS119

### Center (5)

#### EXAMPLE



61MM0A107

These light switches have three or four positions which function as described below:

#### ON (a)

- The light comes on and stays on regardless of whether the door is open or closed.
- To save the battery, the light will be automatically turned off when a period of 15 minutes has elapsed after the light is on.

#### DOOR (b)

- The light comes on when the door is opened. After closing all doors, the light will remain on for about 15 seconds and then fade out. If you insert the key, or press the engine switch to change the ignition mode to ACC or ON during this time, the light will start to fade out immediately.

## OTHER CONTROLS AND EQUIPMENT

diately. After removing the key from the ignition switch, the light will turn on for about 15 seconds and then fade out.

- Regardless of whether the door is open or closed, the light comes on 15 seconds and then fade out when the ignition mode is changed to LOCK (OFF) or the ignition switch is turned to the "LOCK" position.

### OFF (c)

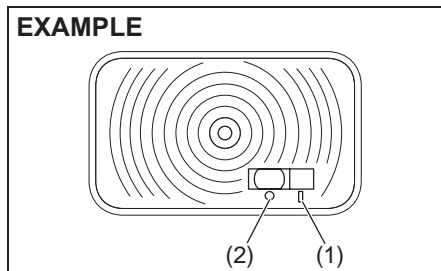
The light remains off even when the door is opened.

### SPOT LIGHT (d)

When the light switch is in the DOOR or OFF position, push the switch to turn on the light and push it again to turn off the light.

### Luggage Compartment (if equipped) (6)

#### EXAMPLE



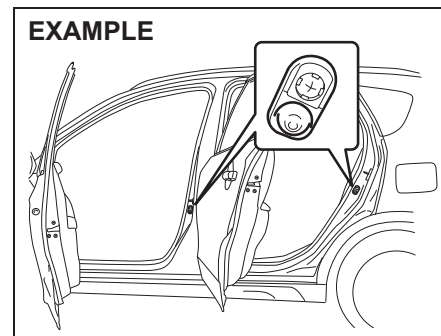
When you open the tailgate with the luggage compartment light switch in the ON position (1), the light comes on and remains on as long as you keep the tailgate open.

When the luggage compartment light switch is in the OFF position (2), the light remains off regardless of whether the tailgate is open or close.

#### NOTICE

Do not leave the tailgate open with the luggage compartment light switch in the ON position for a long time, or the battery will discharge.

#### EXAMPLE

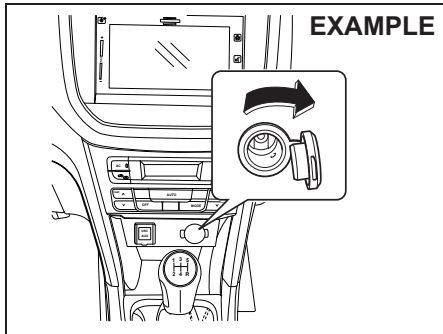


#### NOTE:

The number of doors involved in the lighting operation of the interior light depends on the vehicle specification. If there is a switch (rubber projection) at the door opening as shown, the door is involved in the lighting operation. The tailgate is also involved in this operation even without the rubber projection.

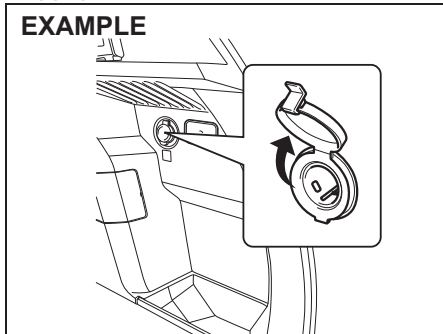
## OTHER CONTROLS AND EQUIPMENT

### Accessory Socket Center console



82PH05004

### Luggage compartment (if equipped)



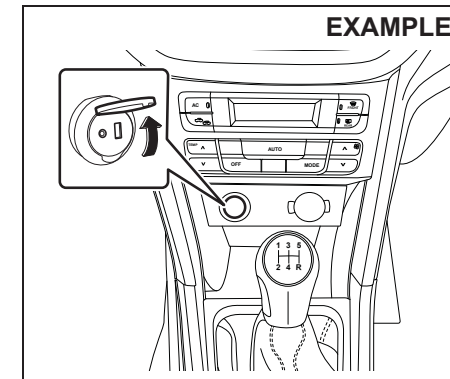
82PH05005

The accessory socket will work when the ignition switch is in the “ACC” or “ON” position, or the ignition mode is ACC or ON. Each socket can be used to provide 12 volt/120 watt/10 ampere power for electrical accessories when used alone. Make sure that the cap remains on the socket when the socket is not in use.

#### NOTICE

- To prevent the fuse from being blown, when using sockets at the same time, do not exceed the total combined power capacity of 12 volt/120 watt/10 ampere.
- Use of inappropriate electrical accessories can cause damage to your vehicle's electrical system. Make sure that any electrical accessories you use are designed to plug into this type of socket.

### AUX/USB Socket (if equipped)



82PM05004

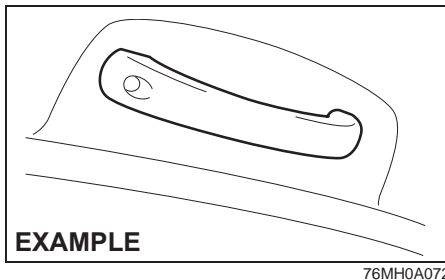
Connect your portable digital music player, etc. to this socket to enjoy music through the vehicle's audio system using it as a source. Refer to “Audio System” in this section.

#### NOTICE

Always close the lid when not in use, since entry of foreign material, dust, water, conductive liquids may damage the audio system or USB device.

## OTHER CONTROLS AND EQUIPMENT

### Assist Grips (if equipped)

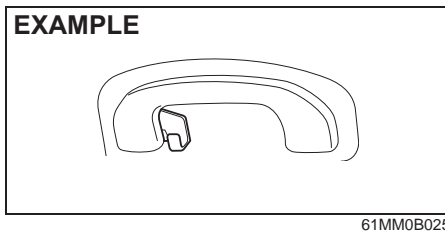


Assist grips are provided for convenience.

#### NOTICE

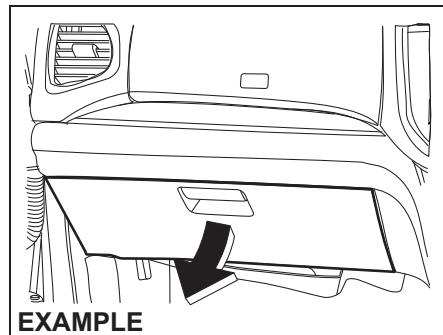
**To avoid damaging the assist grip and the molded headlining, do not hang down the assist grip.**

### Coat Hooks (if equipped)



You can hang clothing on the coat hooks. These hooks are not designed for large or heavy items.

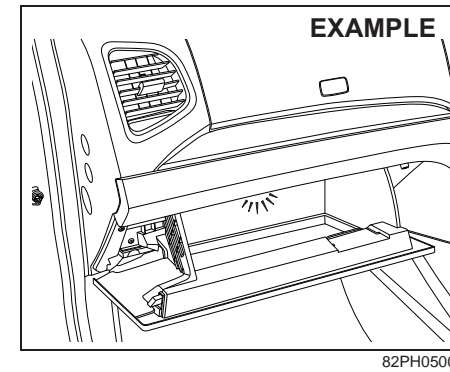
### Glove Box



To open the glove box, pull the latch lever. To close it, push the lid until it latches securely.

#### ⚠ WARNING

**Never drive with the glove box lid open. It could cause injury if an accident occurs.**

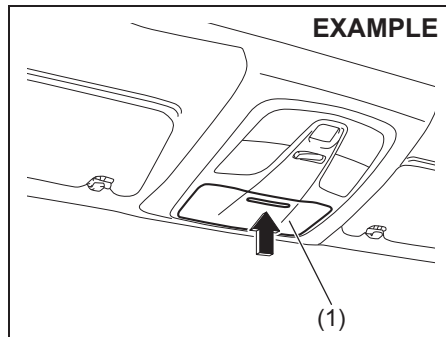


The glove box light (if equipped) stays on while the lid is open.



## OTHER CONTROLS AND EQUIPMENT

### Overhead Console (if equipped)



82PH05055

Use this stowage to keep small articles. You can open the lid (1) by pressing the depressed portion on it.

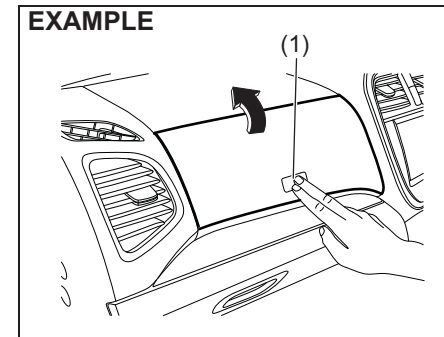
#### ⚠ WARNING

- Do not drive with the overhead console lid open, or the articles stowed inside could fall down during braking, acceleration or in the event of a collision. Always close the lid after putting something into or taking something out of the console.
- If you park your vehicle outdoors in direct sunlight or in hot weather, the overhead console can get very hot since it is close to the roof. So, when parking in such conditions:
  - Do not leave eyeglasses or other plastic items in the overhead console. The heat may distort plastic lenses or frames.
  - Do not place flammable items, such as a lighter, in the overhead console. The heat may cause a fire.

#### NOTICE

- Do not apply undue force to the lid when closing it. Doing so could break the lid and articles inside.
- Place glasses in a case when stowing them in the overhead console, or the lenses may be damaged.

### Instrument Panel Upper Box (if equipped)



82PM050002

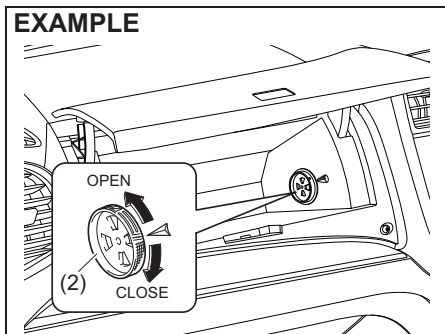
To open the instrument panel upper box, push the button (1) at the center with two fingers. Keep the lid closed except when you put or remove an object.

#### ⚠ WARNING

Never drive with the instrument panel upper box lid open. It could cause personal injury in an accident.

## OTHER CONTROLS AND EQUIPMENT

### Cool Box (if equipped)



82PH05010

When the air conditioning system is operated with the ventilation position, you can keep items such as drinks cool in the cool box. Turn the shut dial (2) to open or close the air outlet.

- To cool the box, turn the dial counter-clockwise when the air conditioning system is on.
- To stop cooling, turn the dial clockwise.

Keep the shut dial (2) in closed position if the cool feature is not in use.

### NOTICE

- The cooling effectiveness of the cool box will be reduced if items placed in the cool box block the air outlet.
- When cooling function is being used, condensed moisture can damage any papers, documents, electronic equipment etc., kept in the cool box.
- Do not leave a carbonated drink can if you park your vehicle outdoors in direct sunlight or in hot weather, where inside of the cool box can get very hot. The carbonated drink can may explode.
- Do not place an opened-can which contains drink. The cool box may be damaged if it is spilled out.
- Do not put perishable food items in the cool box as it may not maintain necessary consistent temperature to keep the food fresh.
- Do not put items with strong odour in the cool box. The odour may spread inside the passenger cabin.

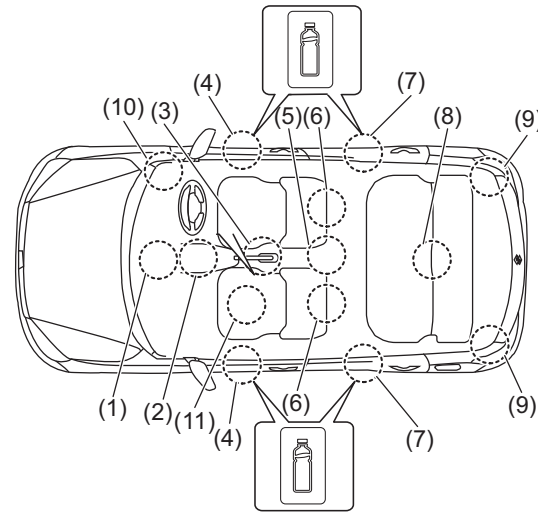
### NOTE:

*The temperature of the air that comes into the box is almost the same as the ventilation air flow temperature. The temperature in the box cannot be cooler than the temperature of the air that comes into the box.*

## OTHER CONTROLS AND EQUIPMENT

### Cup Holder and Storage Area

#### EXAMPLE



82PH05011

- |  |  |
|--|--|
| (1) Instrument panel pocket                      | (2) Front cup holders                          |
| (3) Front armrest with console box (if equipped) | (4) Front door pocket                          |
| (5) Rear Console Pocket (if equipped)            | (6) Front seat back pocket                     |
| (7) Rear door pocket                             | (8) Rear armrest with cup holder (if equipped) |
| (9) Luggage compartment pocket                   | (10) Driver side Pocket                        |
| (11) Underseat tray (if equipped)                |  |

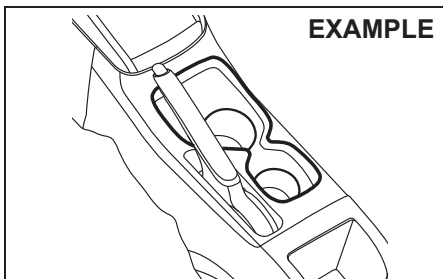
#### Instrument Panel Pocket (1) / Driver Side Pocket (10)

#### WARNING

Do not place any objects which may fall out from the pocket when the vehicle is moving. Failure to take the precaution may result in an object interfering with the pedals and causing a loss of vehicle control or an accident.

## OTHER CONTROLS AND EQUIPMENT

### Front Cup Holders (2)



82PH05052

#### WARNING

Failure to take the precautions listed below could cause personal injury or vehicle damage.

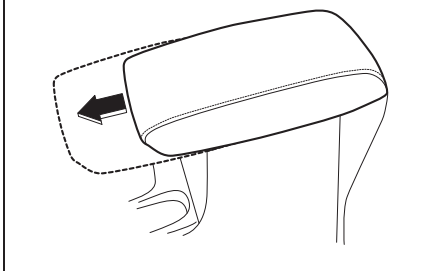
- Be careful when you are using the cup holders to hold a cup containing hot liquid. Spilling out hot liquid can cause burn injury.
- Do not use the cup holders to hold sharp-edged, hard, or breakable objects. Objects in the cup holders may be thrown about during a sudden stop or impact, and could cause personal injury.
- Be careful not to spill liquid or insert any foreign materials into the moving part of the gearshift lever, or any electrical components. Liquid or foreign materials may damage these parts.

### Front Armrest with Console Box (if equipped) (3)

#### NOTICE

To avoid damage to the armrest, do not lean on it or allow a child to sit on it.

#### EXAMPLE



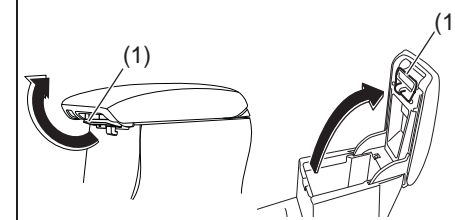
82PH05042

The armrest can be slide forward.

#### Console box

Use this stowage for keeping small items. Open the compartment by raising the top lid while keeping the lever (1) up.

#### EXAMPLE



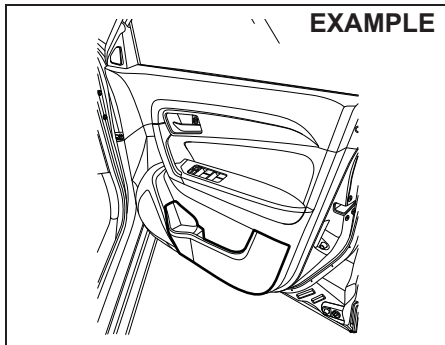
82PH05043

Always close the lid after you put something into or take something out of the box.

## OTHER CONTROLS AND EQUIPMENT

### Front Door Pocket (4) / Rear Door Pocket (7)

This pocket is provided for holding light and small items.

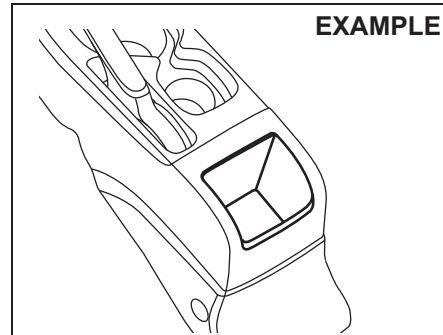


82PH05056

#### Bottle holder

You should hold a bottle with a cap in the holder.

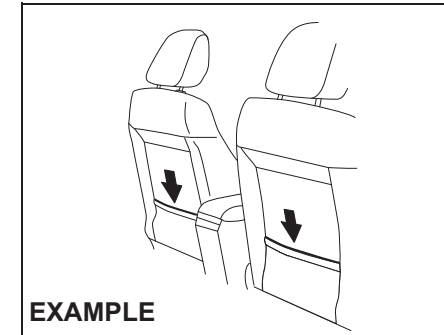
### Rear Console Pocket (if equipped) (5)



82PH05051

Open the top to use the cup holder.

### Front Seat Back Pocket (6)



82PH05045

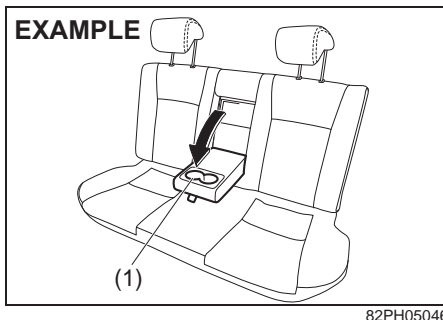
This pocket is provided for holding light and soft things such as gloves, newspapers or magazines.

#### CAUTION

Do not put hard or breakable objects in the pocket. If an accident occurs, objects such as bottles, cans, etc. can injure the occupants in the rear seat.

## OTHER CONTROLS AND EQUIPMENT

### Rear Armrest with Cup Holders (if equipped) (8)



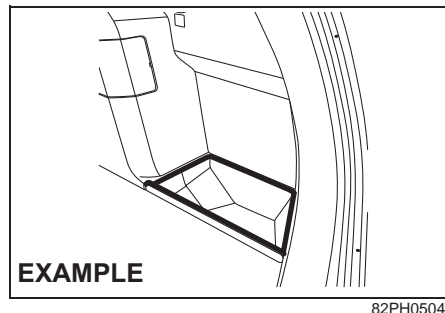
(1) Cup holders

The rear armrest is stowed in the center of the seatback. Tilt it down forward to use.

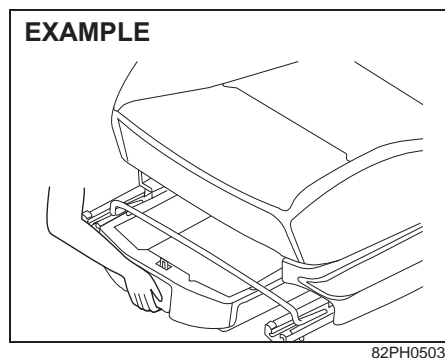
#### **⚠ WARNING**

- If the seat belt is obstructed by any part of the armrest when fastened, it cannot provide the intended protection. After fastening the seat belt, always check that the armrest is not interfering with the belt.
- In an accident or sudden stop, the rear seat armrest could fall forward. If there is a child in a rear-facing child restraint in the rear center seating position, the falling armrest could injure the child. Do not install a rear-facing child restraint in the rear center seating position.

### Luggage Compartment Pocket (9)



### Underseat Tray (if equipped) (11)



The tray is located under the front passenger's seat. Pull the handle forward to draw out the tray. Be sure to push back in the tray before driving.


#### **NOTICE**

To avoid breaking of underseat tray do not hold the items weighing more than 1 kg.

#### **⚠ CAUTION**

Ensure proper locking of underseat tray before driving. Incorrect locking will lead to rattling noise while driving.

### Footrest

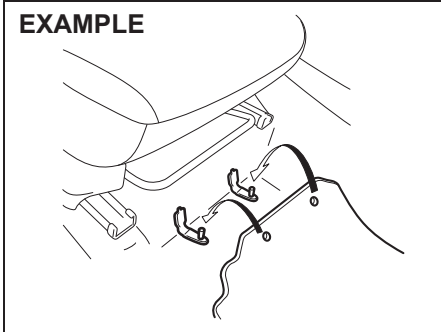


Use the footrest (1) as a support for your left foot.

## OTHER CONTROLS AND EQUIPMENT

### Floor Mats (if equipped)

#### EXAMPLE



64MS085

To prevent the driver's side floor mat from sliding forward and possibly interfering with the operation of the pedals, MARUTI genuine floor mats are recommended.

Whenever you put the driver's side floor mat back in the vehicle after it has been removed, be sure to hook the floor mat grommet(s) to the fastener(s) and position the floor mat properly in the footwell.

When you replace the floor mats in your vehicle with a different type such as all-weather floor mats, we highly recommend using MARUTI genuine floor mats for proper fitting.

#### ⚠ WARNING

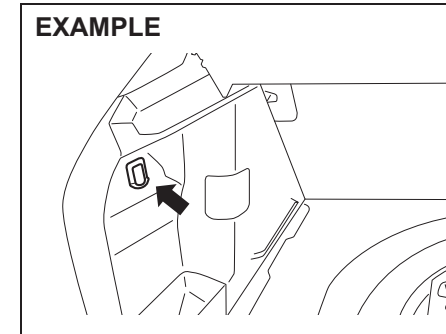
Failure to take the following precautions may result in the driver's side floor mat interfering with the pedals and causing a loss of vehicle control or an accident.

- Make sure that the floor mat grommet(s) is(are) hooked to the fastener(s).
- Never place additional floor mats on top of the existing floor mat.

### Shopping Hook (if equipped)

#### Luggage Compartment (if equipped)

#### EXAMPLE



64MS086

You can hang the shopping bag or other suitable objects on the hook.

This hook is not designed for large or heavy items.

#### NOTICE

To avoid breaking the hook, do not hang items heavier than following weight.

Shopping hook: 1 kg

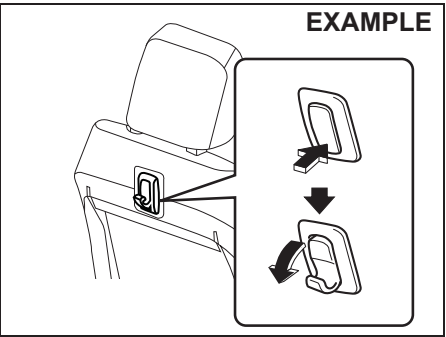
**OTHER CONTROLS AND EQUIPMENT**

**Behind Driver Seat (if equipped)**

You can hang the shopping bag or other suitable objects on the hook. This hook is not designed for large or heavy items.

**NOTICE**

To avoid breaking the hook, do not hang items heavier than 3 kg.

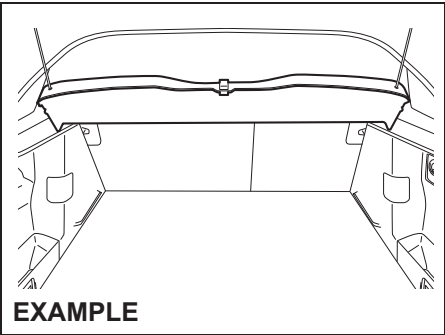


82PH05049

**NOTICE**

Make sure the weight is not hung on the front seat back hook during the reclining of driver seat.

**Luggage Compartment Cover (if equipped)**



82PH05048

Luggage or other cargo placed in the luggage compartment is hidden from view by a luggage compartment cover.

**WARNING**

Do not carry items on top of the luggage compartment cover, even if they are small and light. Objects on top of the cover could be thrown about in an accident, causing injury, or could obstruct the driver's rear view.

**NOTICE**

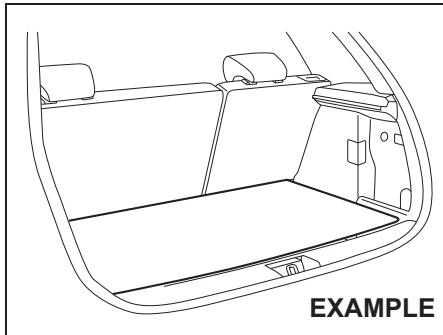
To avoid damaging the luggage compartment cover:

- Do not push down on it or lean on it.
- Handle it carefully when installing or removing.



## OTHER CONTROLS AND EQUIPMENT

### Luggage Compartment Board



64MS088

Your vehicle is equipped with the luggage compartment board in the luggage compartment.

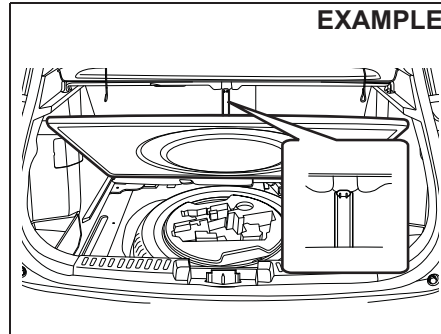
#### **⚠ WARNING**

Objects that extend higher than the luggage compartment cover (if equipped) can obstruct the driver's rear view, which can cause an accident. These objects can also become damaged or can damage the tailgate. Do not carry items that extend higher than the luggage compartment cover.

#### **⚠ CAUTION**

If you are not careful when handling the luggage board, you could be injured. Handle the luggage board carefully when removing or installing it.

#### **EXAMPLE**



82PH05012

If the vehicle is equipped with the luggage compartment cover, then the luggage compartment board can be held open as shown in the illustration.


#### **NOTICE**

Do not apply undue force to the board which is held open, and do not hold open the board while driving. Doing so could break the board or the interior.

### Frame Hooks

#### Front

#### **EXAMPLE**



82PH05050

The frame hooks (1) is provided on the front of the vehicle for use in emergency situations and train/trailer shipping purposes only. The hooks (2) are provided for sea shipping purpose only.

To tow your vehicle on the road or highway, follow the instruction of "Towing" in "EMERGENCY SERVICE" section.

#### **⚠ WARNING**

Do not use the frame hooks to tow another vehicle or to have your vehicle towed on the road or highway. The hook (1) is designed for use in emergency situations only, such as if your vehicle or another vehicle gets stuck in deep mud or snow.

## OTHER CONTROLS AND EQUIPMENT

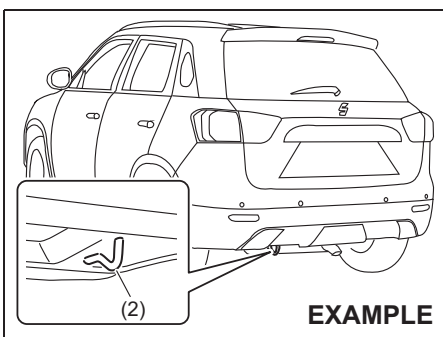
### NOTICE

When you use the frame hook (1), avoid the driving that gives significant physical shock on hook. Such operation can damage the hook, or the vehicle body.  
Do not accelerate suddenly.

### ⚠ WARNING

Do not use the frame hooks to tow another vehicle or to have your vehicle towed on the road or highway. The hook (2) is designed for use in emergency situations only, such as if your vehicle or another vehicle gets stuck in deep mud or snow.

### Rear



82PH05013

### NOTICE

When you use the frame hook (2), avoid the driving that gives significant physical shock on hook. Such operation can damage the hook, the vehicle body or the drive system.

- Do not accelerate suddenly.
- Do not tow the vehicle heavier than your vehicle.

The frame hook (2) is provided on the rear of the vehicle for use in emergency situations and train/sea shipping purposes only.

To tow your vehicle on the road or highway, follow the instruction of "Towing" in "EMERGENCY SERVICE" section.

## OTHER CONTROLS AND EQUIPMENT

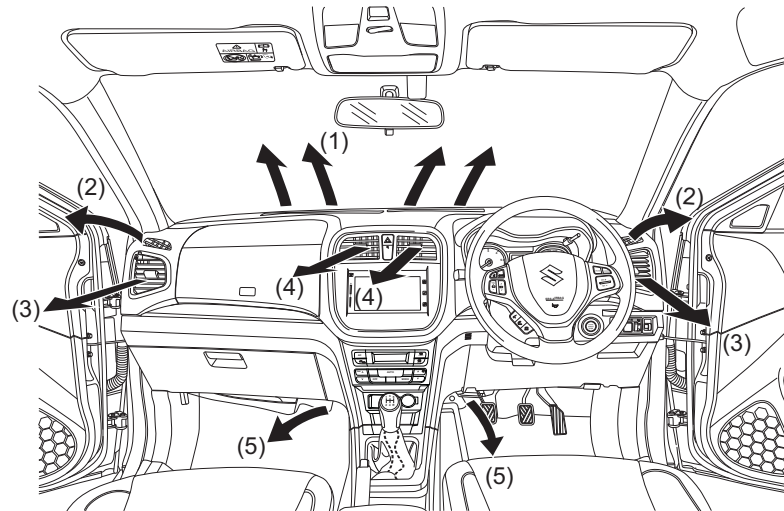
### Air Conditioning System

There are two types of heating and air conditioning systems as follows:

- Manual Heating and Air Conditioning System
- Automatic Heating and Air Conditioning System (Climate Control)

### Air Outlet

#### EXAMPLE



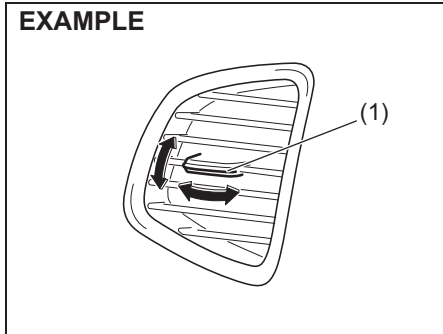
82PH05014

1. Windshield defroster outlet
2. Side defroster outlet
3. Side outlet
4. Center outlet
5. Floor outlet

## OTHER CONTROLS AND EQUIPMENT

### Side outlet

#### EXAMPLE

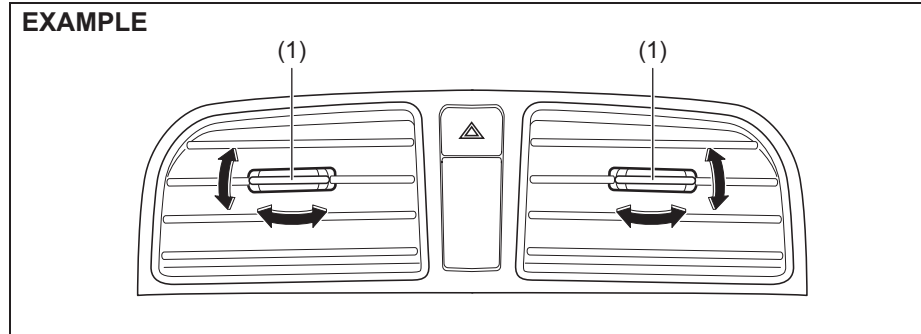


82PH049

Move the knob (1) vertically or horizontally, to adjust the direction of airflow as desired.

### Center outlet

#### EXAMPLE



82PH050

Move the knob (1) vertically or horizontally to adjust the direction of airflow as desired.

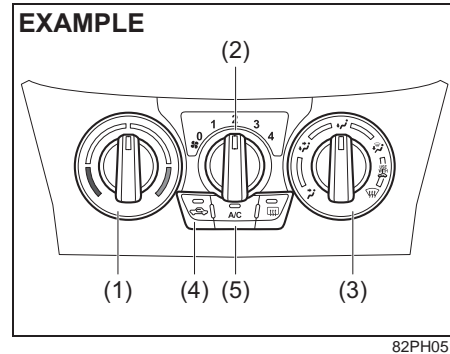
#### CAUTION

Prolonged exposure to hot air from the heater or air conditioner could result in low temperature burns. All vehicle occupants, particularly children, the elderly, those with special needs, individuals with delicate skin, and sleeping individuals, should maintain sufficient distance from the air outlets to prevent prolonged exposure to hot airflow.

## OTHER CONTROLS AND EQUIPMENT

### Manual Heating and Air Conditioning System

#### Description of Controls



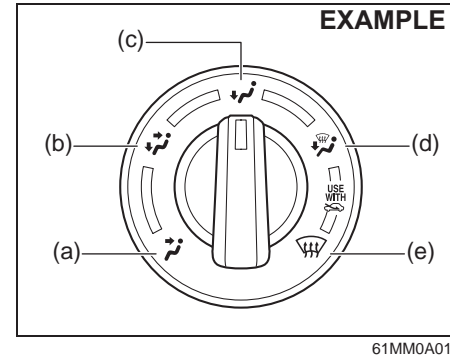
#### Temperature selector (1)

This is used to select the temperature by turning the selector.

#### Blower speed selector (2)

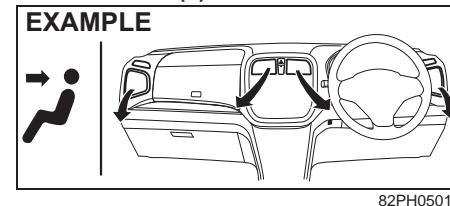
This is used to turn on the blower and to select blower speed by turning the selector.

#### Air flow selector (3)



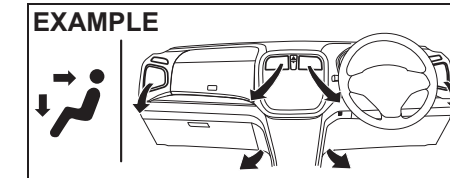
This is used to select one of the functions described below.

#### VENTILATION (a)



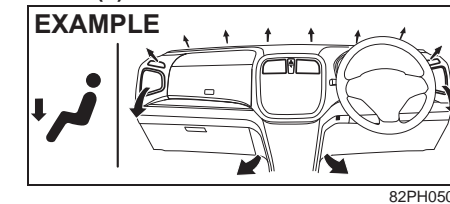
Temperature-controlled air comes out of the center and side air outlets.

#### BI-LEVEL (b)



Temperature-controlled air comes out of the floor outlets and cooler air comes out of the center and side outlets. When the temperature selector (1) is in the fully COLD position or fully HOT position, however, the air from the floor outlets and the air from the center and side outlets will be the same temperature.

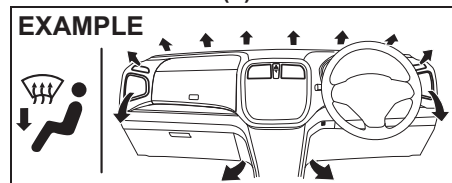
#### HEAT (c)



Temperature-controlled air comes out of the floor outlets and the side outlets, also comes out of the windshield defroster outlets and also comes slightly out of the side defroster outlets.

## OTHER CONTROLS AND EQUIPMENT

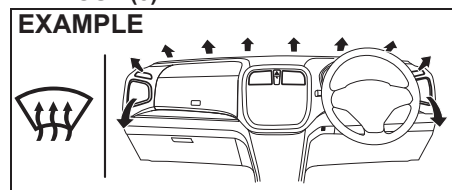
### HEAT & DEFROST (d)



82PH05018

Temperature-controlled air comes out of the floor outlets, the windshield defroster outlets, the side defroster outlets and the side outlets.

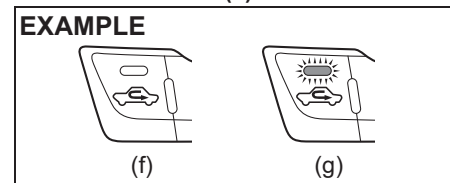
### DEFROST (e)



82PH05019

Temperature-controlled air comes out of the windshield defroster outlets, the side defroster outlets and the side outlets.

### Air intake selector (4)



82PH015

This selector is used to select the following modes.

#### FRESH AIR (f)

When this mode is selected, the indicator light will go off and outside air is used.

#### RECIRCULATED AIR (g)

When this mode is selected, the indicator light will come on, outside air is shut out and inside air is recirculated. This mode is suitable when driving through dusty or polluted air such as in a tunnel, or when attempting to quickly cool down the interior.

The fresh air position (f) and recirculated air position (g) are switched alternately each time the air intake selector is pushed.

#### NOTE:

*If you select the RECIRCULATED AIR position (g) for an extended period of time, the air in the vehicle can become contaminated. Therefore, you should occasionally select the FRESH AIR position (f).*

### Air conditioning switch (5)

To turn on the air conditioning system, set the blower speed selector to the desired blower speed position and push in the air conditioning switch (5). With the air conditioning switch operation, a indicator light will come on when the air conditioning system is on. To turn off the air conditioning system, push the air conditioning switch again.

During operation of the air conditioner, you may notice slight changes in engine speed. These changes are normal, the system is designed so that the compressor turns on or off to maintain the desired temperature.

Less operation of the compressor results in better fuel economy.

## OTHER CONTROLS AND EQUIPMENT

### System Operating Instructions

#### Natural ventilation

Select the VENTILATION position (a) and FRESH AIR position (f), the temperature selector to the desired temperature position, and turn off the blower. Fresh air will flow through the vehicle during driving.

#### Forced ventilation

The control settings are the same as for natural ventilation except turning the blower speed selector to turn on the blower.

#### Normal heating (using outside air)

Select the HEAT position (c) and FRESH AIR position (f), the temperature selector to the desired temperature position and the blower speed selector to the desired blower speed position. Setting the blower speed selector to a higher blower speed position increases heating efficiency.

#### Quick heating (using recirculated air)

The control settings are the same as for normal heating except selecting the RECIRCULATED AIR position (g). If you use this heating method for an extended period of time, the air in the vehicle can become contaminated and the windows can become misty. Therefore, use this method only for quick heating and change to the normal heating method as soon as possible.

#### Head cooled/Feet warmed heating

Select the BI-LEVEL position (b) and FRESH AIR position (f), the temperature selector to the desired temperature position, and the blower speed selector to the desired blower speed position. Unless the temperature selector is in the fully COLD position or fully HOT position, the air that comes out of the center and side outlets will be cooler than the air that comes out of the floor outlets.

#### Normal cooling

Set the air flow selector to the VENTILATION position (a), the temperature selector to the desired temperature position and the blower speed selector to the desired blower speed position, and push in the air conditioning switch (5) to turn on the air conditioning system. Setting the blower speed selector to a higher blower speed position increases cooling efficiency.

You can switch the air intake selector to either the FRESH AIR position (f) or RECIRCULATED AIR position (g) as you desire. Choosing the recirculated air position (g) increases cooling efficiency.

#### Quick cooling (using recirculated air)

The control settings are the same as for normal cooling except selecting the RECIRCULATED AIR position (g) and the highest blower speed.

#### NOTE:

- If you select the RECIRCULATED AIR position (g) for an extended period of time, the air in the vehicle can become contaminated. Therefore, you should occasionally select the FRESH AIR position (f).
- If your vehicle has been left in the sun with the windows closed, it will cool faster if you open the windows briefly while you operate the air conditioner with the air intake selector at the FRESH AIR position (f) and the blower at high speed.

#### Dehumidifying

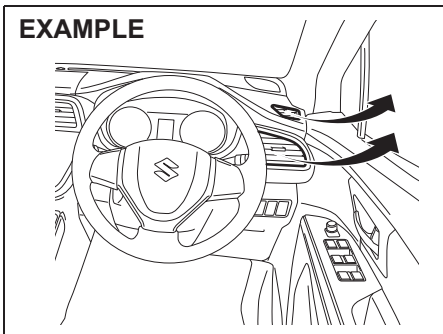
Set the air flow selector to a desired air flow selector position, the temperature selector to the desired temperature position and the blower speed selector to the desired blower speed position. Also select the FRESH AIR position (f) and push in the air conditioning switch (5) to turn on the air conditioning system.

#### NOTE:

Because the air conditioner dehumidifies the air, turning it on will help keep the windows clear, even when blowing heated air using the DEFROST position (e) or HEAT & DEFROST position (d).

## OTHER CONTROLS AND EQUIPMENT

### EXAMPLE



64MS091

#### NOTE:

*If you need maximum defrosting:*

- select the DEFROST position (e) and FRESH AIR position (f),
- set the blower speed selector to high,
- adjust the temperature selector to the hot end,
- push in the air conditioning switch (5) to turn on the air conditioning system, and
- adjust the side outlets so the air blows on the side windows.

### Maintenance

If you do not use the air conditioner for a long period, such as during winter, it may not give the best performance when you start using it again. To help maintain optimum performance and durability of your air conditioner, it needs to be run periodically. Operate the air conditioner at least once a month for one minute with the engine idling. This circulates the refrigerant and oil and helps protect the internal components.

If your air conditioner is equipped with air filters, clean or replace them as specified in the "Maintenance Schedule" in the "INSPECTION AND MAINTENANCE" section.

#### NOTE:

*Your vehicle uses the air conditioning refrigerant HFC-134a, commonly called "R-134a". R-134a replaced R-12 around 1993 for automotive applications. Other refrigerants are available, including recycled R-12, but only R-134a should be used in your vehicle.*

### NOTICE

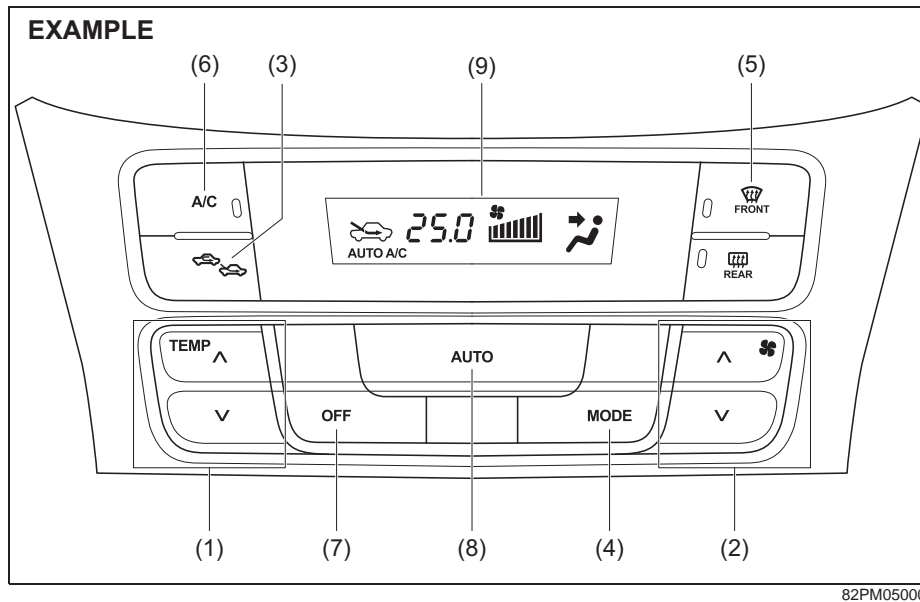
**Using the wrong refrigerant may damage your air conditioning system. Use R-134a only. Do not mix or replace the R-134a with other refrigerants.**



## OTHER CONTROLS AND EQUIPMENT

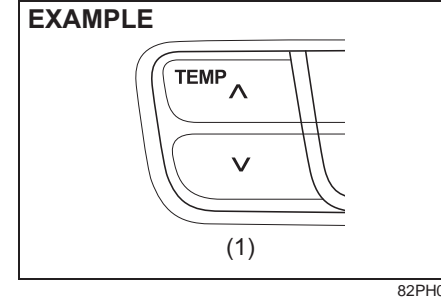
### Automatic Heating and Air Conditioning System (Climate Control)

#### Description of Controls



- |                           |                             |
|---------------------------|-----------------------------|
| (1) Temperature selector  | (6) Air conditioning switch |
| (2) Blower speed selector | (7) "OFF" switch            |
| (3) Air intake selector   | (8) "AUTO" switch           |
| (4) "MODE" switch         | (9) Display                 |
| (5) Defrost switch        |                             |

#### Temperature selector (1)



Push upper part or lower part of the temperature selector (1) to adjust the temperature. The display (9) shows the selected temperature.

#### NOTE:

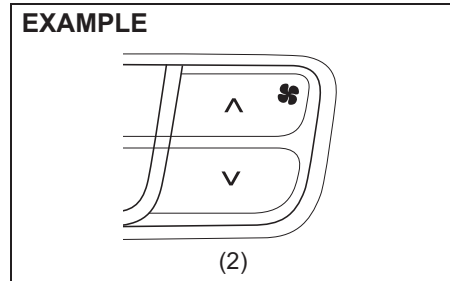
If you push the temperature selector (1) until "HI" or "LO" appears on the display, the climate control system will operate at maximum heating or cooling. The temperature of the air from the outlets may change suddenly while "LO" or "HI" is displayed, but this is normal.

#### NOTE:

When you change the units of temperature in the information display, the automatic heating and air conditioning system temperature display units will be changed automatically. Refer to "Information Display" in the "BEFORE DRIVING" section for details.

## OTHER CONTROLS AND EQUIPMENT

### Blower speed selector (2)

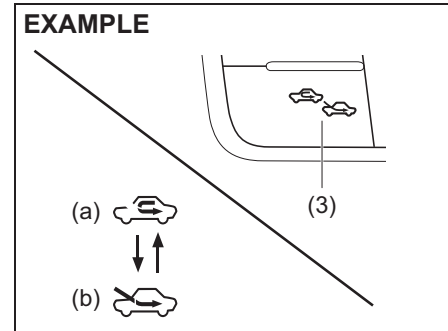


82PH054

The blower speed selector (2) is used to turn on the blower and to select blower speed.

If the “AUTO” switch (8) is pushed, the blower speed will vary automatically as the climate control system maintains the selected temperature.

### Air intake selector (3)



82PH055

Push the air intake selector (3) to change between the following modes.

If the “AUTO” switch (8) is pushed, the air intake will vary automatically as the climate control system maintains the selected temperature.

**NOTE:**

*When you select the recirculated air mode, the automatic operation system is deactivated if you push the “AUTO” switch (8).*

### RECIRCULATED AIR (a)

When this mode is selected, outside air is shut off and inside air is recirculated. This mode is suitable when driving through an area with polluted air such as a tunnel, or when attempting to quickly cool down the vehicle.

### FRESH AIR (b)

When this mode is selected, outside air is introduced.

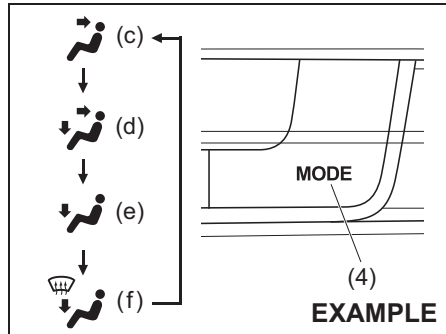
The FRESH AIR position (b) and RECIRCULATED AIR position (a) are selected alternately each time the air intake selector is pushed.

**NOTE:**

*If you select the RECIRCULATED AIR position (a) for an extended period of time, the air in the vehicle can become contaminated. Therefore, you should occasionally select the FRESH AIR position (b).*

## OTHER CONTROLS AND EQUIPMENT

### “MODE” switch (4)



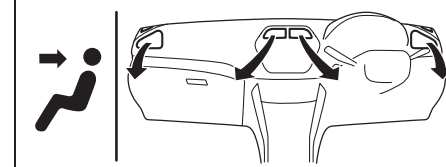
82PH056

Push the “MODE” switch (4) to change among the following functions. The indication of the selected mode appears on the display.

If the “AUTO” switch (8) is pushed, the air flow will vary automatically as the climate control system maintains the selected temperature.

### VENTILATION (c)

#### EXAMPLE

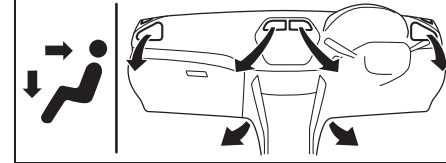


61M0100

Temperature-controlled air comes out of the center and side outlets.

### BI-LEVEL (d)

#### EXAMPLE

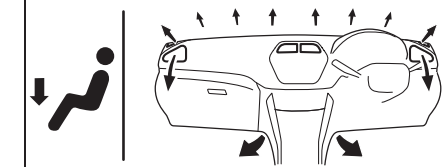


61M0101

Temperature-controlled air comes out of the floor, center and side outlets.

### HEAT (e)

#### EXAMPLE

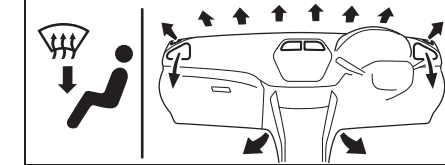


61M0102

Temperature-controlled air comes out of the floor outlets, also comes out of the windshield defroster outlets and also comes slightly out of the side defroster outlets and the side outlets.

### HEAT & DEFROST (f)

#### EXAMPLE



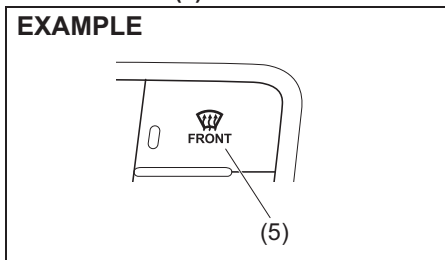
61M0103

Temperature-controlled air comes out of the floor outlets, the windshield defroster outlets, the side defroster outlets and the side outlets.

## OTHER CONTROLS AND EQUIPMENT

### Defrost switch (5)

#### EXAMPLE

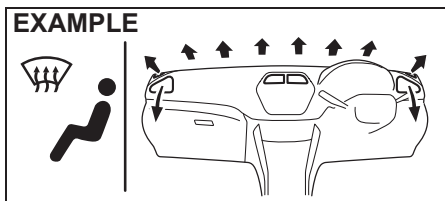


82PH057

Push the defrost switch (5) to turn on the defroster.

### DEFROST

#### EXAMPLE



61M0106

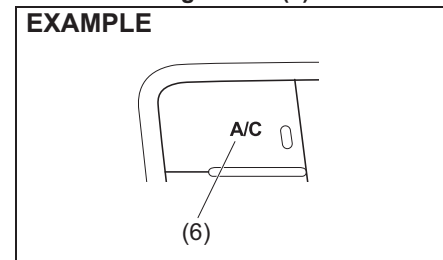
Temperature-controlled air comes out of the windshield defroster outlets, the side defroster outlets and the side outlets.

### NOTE:

When you push the defrost switch (5), the FRESH AIR position (b) will be automatically selected and the air conditioning switch will automatically turn on ("A/C" will appear on the display). In cold weather, air flows out of the defroster outlets but the air conditioning does not turn on even though the A/C indicator comes on as well as the defrost indicator.

### Air conditioning switch (6)

#### EXAMPLE



82PH058

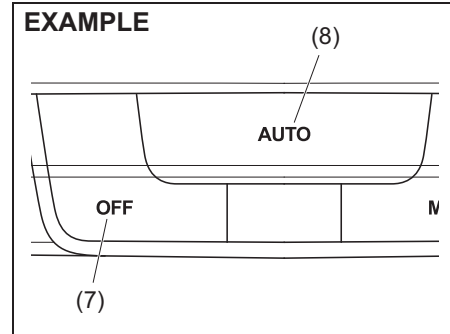
The air conditioning switch (6) is used to turn on and off the air conditioning system only when the blower is on. To turn on the air conditioning system, push in the switch; "A/C" will appear on the display and the indicator on the switch will come on. To turn off the air conditioning system, push in the switch again; "A/C" and the indicator will go off.

You can use the air conditioning switch (6) to manually turn the air conditioner on or off according to your preference. When you turn the air conditioning switch off, the climate control system cannot lower the inside temperature below outside temperature.

## OTHER CONTROLS AND EQUIPMENT

### System Operating Instructions

#### Automatic operation



82PH059

You can let the climate control system work automatically. To set the system for fully-automatic operation, follow the procedure below.

- 1) Start the engine.
- 2) Push the "AUTO" switch (8).
- 3) Set the desired temperature by pushing the temperature selector (1).

The blower speed, air intake and air flow are controlled automatically to maintain the set temperature. However, the air flow is not changed to the DEFROST position automatically.

To turn the climate control system off, push the "OFF" switch (7).

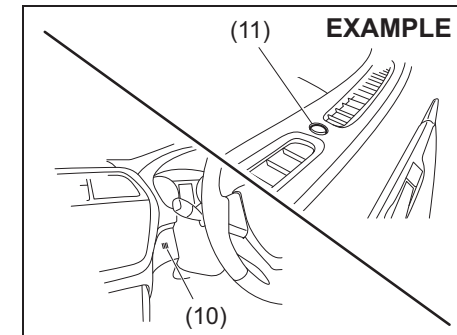
#### NOTE:

If the "AUTO" on the display blinks, there is a problem in the heating system and/or air conditioning system. You should have the system inspected by an authorised Maruti Suzuki workshop.

#### NOTE:

- To find the temperature at which you are most comfortable, start with the 25°C (75°F) setting, for example.
- If you push the temperature selector (1) until "HI" or "LO" appears on the display, the climate control system will operate at maximum heating or cooling.
- To avoid blowing cold air in cold weather or hot air in hot weather, the system will delay turning on the blower until warmed or chilled air is available.
- If your vehicle has been left in the sun with the windows closed, it will cool faster if you open the windows briefly.
- Even under automatic operation, you can set individual selectors to the manual mode. The manually selected functions are maintained, and the other functions remain under automatic operation.
- If the windshield and/or the front door windows are fogged, push the defrost switch (5) to turn on the defroster, or push the "MODE" switch (4) to change the air flow to the HEAT & DEFROST position (f) to defog the windows.

- To return the blower speed selector (2), air intake selector (3), and "MODE" switch (4) to automatic operation, push the "AUTO" switch (8).



64MS149

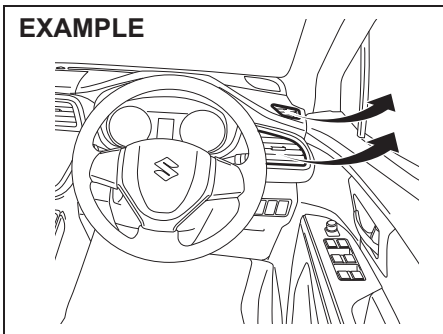
Be careful not to cover the interior temperature sensor (10) located between the steering wheel and the climate control panel, or the solar sensor (11) located at the top of the central part of the dashboard. These sensors are used by the automatic system to regulate temperature.

## OTHER CONTROLS AND EQUIPMENT

### Manual operation

You can manually control the climate control system. Set the selectors to the desired positions.

#### EXAMPLE



64MS091

#### NOTE:

If you need maximum defrosting:

- push the defrost switch (5) to turn on the defroster (the air conditioning system will come on and the FRESH AIR position (b) will be selected automatically),
- set the blower speed selector to HIGH,
- adjust the temperature selector to the "HI" indication on the display, and
- adjust the side outlets so the air blows on the side windows.

### Maintenance

If you do not use the air conditioner for a long period, such as during winter, it may not give the best performance when you start using it again. To help maintain optimum performance and durability of your air conditioner, it needs to be run periodically. Operate the air conditioner at least once a month for one minute with the engine idling. This circulates the refrigerant and oil and helps protect the internal components.

If your air conditioner is equipped with air filters, clean or replace them as specified in the "Maintenance Schedule" in the "INSPECTION AND MAINTENANCE" section.

#### NOTE:

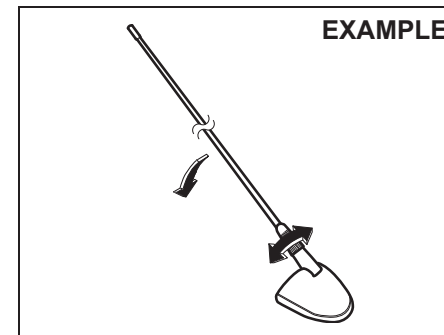
Your vehicle uses the air conditioning refrigerant HFC-134a, commonly called "R-134a". R-134a replaced R-12 around 1993 for automotive applications. Other refrigerants are available, including recycled R-12, but only R-134a should be used in your vehicle.

#### NOTICE

Using the wrong refrigerant may damage your air conditioning system. Use R-134a only. Do not mix or replace the R-134a with other refrigerants.

### Radio Antenna

#### EXAMPLE



68KN028

The radio antenna on the roof is removable. To remove the antenna, turn it counterclockwise. To reinstall the antenna, turn it clockwise firmly by hand.

#### NOTICE

To avoid damage to the radio antenna:

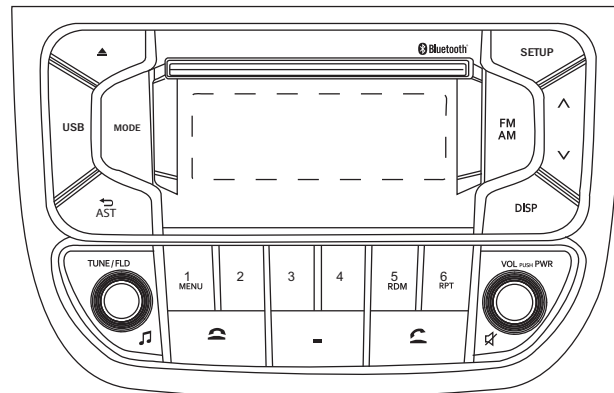
- Remove the antenna when using an automatic car wash.
- Remove the antenna when the antenna hits anything such as a low ceiling in a parking garage or putting a car cover over your vehicle.

## OTHER CONTROLS AND EQUIPMENT

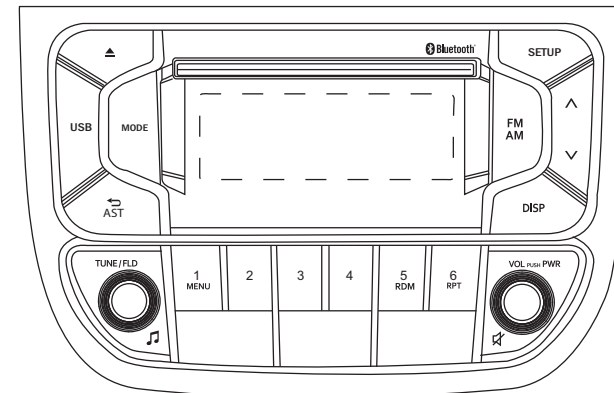
### Audio System (if equipped)

#### EXAMPLE

Type A



Type B



AM / FM / USB / BT / CD PLAYER

*NOTE: For vehicle equipped with SMARTPLAY INFOTAINMENT SYSTEM, refer to the audio manual available with the vehicle. Remote controller is not provided with the vehicles equipped with SMARTPLAY INFOTAINMENT SYSTEM.*

## OTHER CONTROLS AND EQUIPMENT

### Safety Information

#### ⚠ WARNING

If you pay extended attention to operating the audio system or viewing the audio system display while driving, an accident can occur. If you set the sound volume too loud, it could prevent you from being aware of road and traffic conditions.

- Keep your eyes on the road and your mind on the drive. Avoid paying extended attention to operating the audio system or viewing the audio system display.
- Familiarize yourself with the audio system controls and operation of the audio system before driving.
- Preset your favorite radio stations before driving so that you can quickly tune to them using the pre-sets.
- Set the sound volume to a level that will allow you to continue to be aware of road and traffic conditions while driving.

### Notes on Discs

#### Precautions

- When the inside of the vehicle is very cold and the player is used soon after switching on the heater, condensation may form on the disc or the optical parts of the player and proper playback may not be possible. If condensation forms on the disc, wipe it off with a soft cloth. If condensation forms on the optical parts of the player, do not use the player for about one hour. This will allow the condensation to disappear normally.
- Driving on extremely bumpy roads which cause severe vibrations may cause sound to skip.
- This unit uses a precision mechanism. Even in the event that trouble arises, never open the case, disassemble the unit, or lubricate the rotating parts. Please bring the unit to an authorised Maruti Suzuki workshop.

#### Cautions on Handling

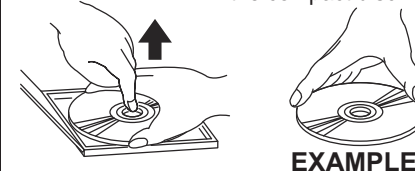
##### EXAMPLE



This unit has been designed specifically for playback of compact discs bearing mark (A) shown above.

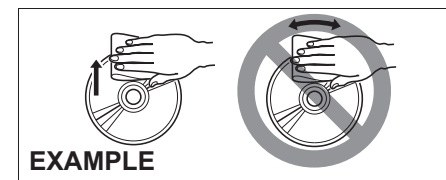
### No other discs can be played.

Removing the disc Proper way to hold the compact disc



To remove the compact disc from its storage case, press down on the center of the case and lift the disc out, holding it carefully by the edges.

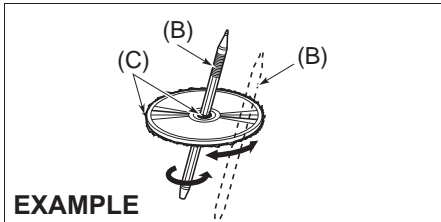
Always handle the compact disc by the edges. Never touch the surface.



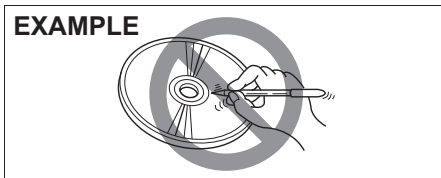
To remove fingermarks and dust, use a soft cloth, and wipe in a straight line from the center of the compact disc to the circumference.



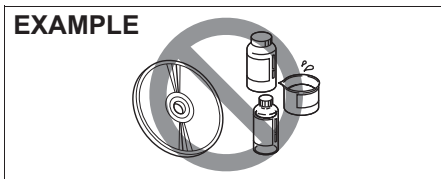
## OTHER CONTROLS AND EQUIPMENT



New discs may have some roughness around the edges. The unit may not work or the sound may skip if such discs are used. Use a ball-point pen (B), etc. to remove the roughness (C) from the edges of the disc before inserting it into the unit.



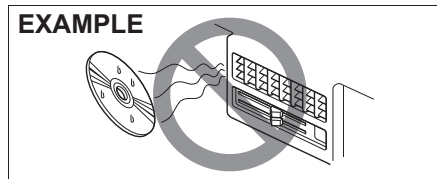
Never stick labels on the surface of the compact disc or write on the surface with a pencil or pen.



Do not use any solvents such as commercially available cleaners, anti-static spray, or thinner to clean compact discs.



Do not use compact discs that have large scratches, are misshaped, or cracked, etc. Use of such discs will cause damage or prevent the system from operating properly.



Do not expose compact discs to direct sunlight or any heat source.

### NOTE:

- Do not use commercially available CD protection sheets or discs equipped with stabilizers, etc. These may get caught in the internal mechanism and damage the disc.
- It may be impossible to play CD-R discs with this unit due to the recording conditions.

- CD-RW discs cannot be played with this unit.

### ⚠ WARNING

This is a class I laser product. Use of controls or adjustments or performance of procedures other than those specified herein may result in hazardous radiation exposure. Do not open covers and do not attempt to repair this unit by yourself. Refer servicing to qualified personnel.

### Bluetooth®

The Bluetooth® word mark and logo are registered trademarks and are owned by the Bluetooth SIG, Inc.

### Stop using this unit and a Bluetooth® ready device whenever requested.

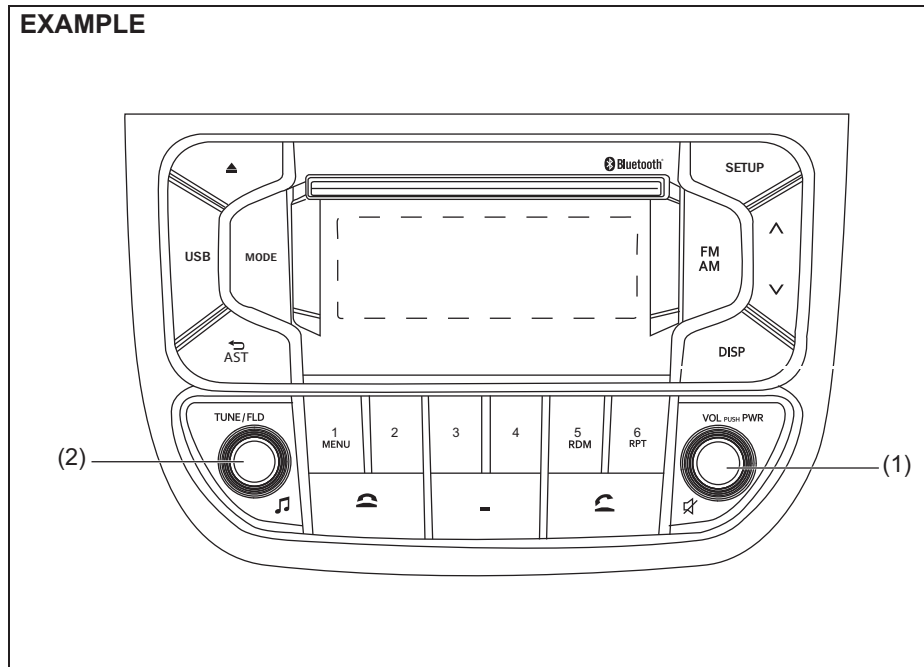
This unit shares the communication frequency with other private or public wireless communication equipment such as a wireless LAN and other wireless communication radios.

You should stop using this unit whenever you are notified that your unit disturbs other wireless communication immediately.

## OTHER CONTROLS AND EQUIPMENT

### Basic Operations

#### EXAMPLE



82PH05023

- (1) VOL PUSH POWER, knob  
(2) TUNE FOLDER, knob

#### Turning power on/off

Long Press the VOL PUSH POWER, knob (1).

The unit starts in the function mode it was in when the power was turned off last.

#### Adjusting the volume

Turn the VOL PUSH POWER, knob (1). Turning it clockwise increases the volume; turning it counterclockwise decreases the volume.

#### NOTE:

*While driving, adjust the volume to an extent that sound and/or noise coming from outside the vehicle can be heard.*

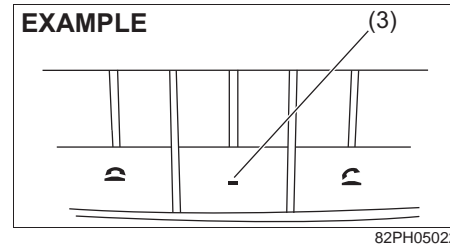
#### Mute

Press the VOL PUSH POWER, knob (1) to mute the sound. To cancel the mute, press the VOL PUSH POWER, knob (1) again.

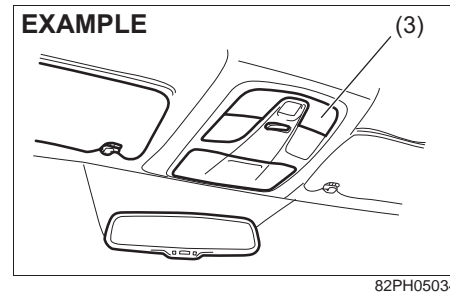
## OTHER CONTROLS AND EQUIPMENT

### Bluetooth® Mic \*(3)

#### Type A audio - Internal Mic



#### Type B audio - External Mic



#### Adjusting bass /mid /treble /balance / fader

- 1) Press the TUNE FOLDER, knob (2). Each time the knob is pressed, sound adjustment will change as follows:

Preset-EQ (EQ OFF) ←  
 ↓  
 Bass adjustment (BASS 0)  
 ↓  
 Mid adjustment (Mid 0)  
 ↓  
 Treble adjustment (TREBLE 0)  
 ↓  
 Balance adjustment (BALANCE 0)  
 ↓  
 Fader adjustment (FADER 0)  
 ↓  
 AVC adjustment (AVC LEVEL 2) ←

- 2) Turn the TUNE FOLDER, knob (2) to adjust the sound.

#### Adjusting the AVC (Auto volume control)

The Auto Volume Control (AVC) function automatically adjusts (increases/decreases) the sound volume in accordance with vehicle speed. The AVC control is provided with three selectable levels (LEVEL OFF, 1, 2, 3). The range of volume adjustment increases together with the LEVEL number.

- 1) Press the TUNE FOLDER, knob (2) several times until the AVC adjustment mode is selected.
- 2) Turn the TUNE FOLDER, knob (2) to select the desired AVC adjustment level. (Initial setting: LEVEL 2)

#### Preset-EQ

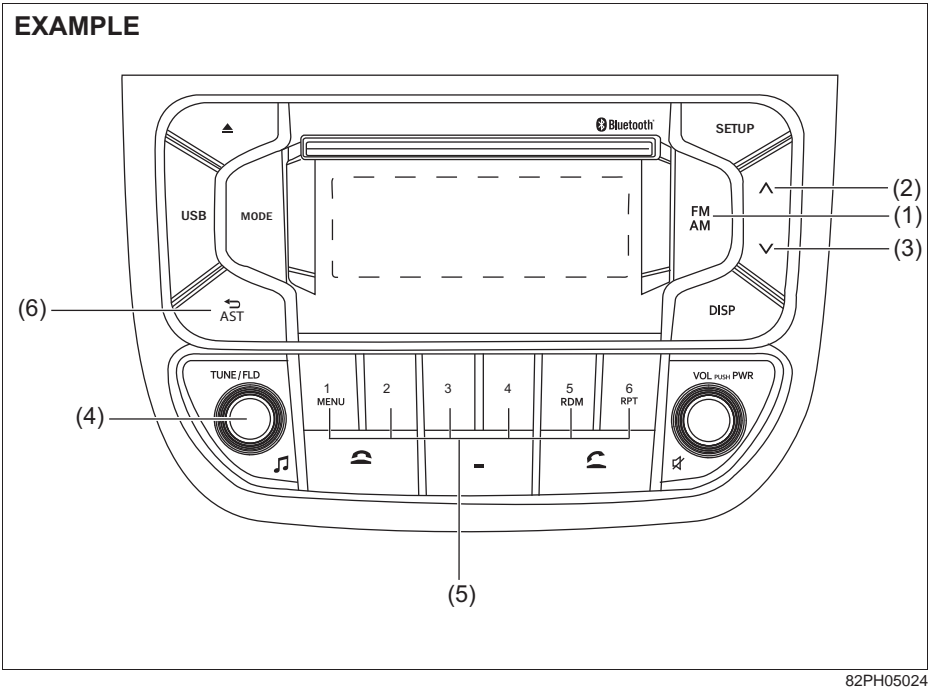
Preset-EQ calls up various sound types in accordance with the listening music type.

- 1) Press the TUNE FOLDER, knob (2) several times until "EQ" appears.
- 2) Turn the TUNE FOLDER, knob (2). Each time the knob is turned, preset EQ mode will change as follows:

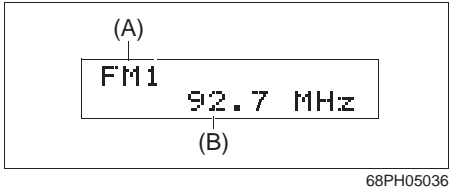
OFF (FLAT) ←  
 ↓  
 ROCK  
 ↓  
 CLASSIC  
 ↓  
 POP  
 ↓  
 JAZZ  
 ↓  
 HIP-HOP ←

OTHER CONTROLS AND EQUIPMENT

Listening to the Radio



Display



- (1) FM/AM button
- (2) Up button
- (3) Down button
- (4) TUNE FOLDER, knob
- (5) Preset buttons ([1] to [6])
- (6) / AST button

- (A) Band
- (B) Frequency

## OTHER CONTROLS AND EQUIPMENT

### Selecting the FM/AM band

Press the FM/AM button (1). Each time the button is pressed, the reception band will change as follows:




### Seek tuning

Press the seek Up button (2) or the seek Down button (3).

The unit stops searching for a station at a frequency where a broadcast station is available.


### Manual tuning

Turn the TUNE FOLDER,  knob (4). The frequency being received is displayed.

### Preset memory

- 1) Select the desired station.
- 2) Hold down a desired button ([1] to [6]) of the Preset buttons (5) to which you want to store the station for 2 seconds or longer.

### Auto store

Hold down the /AST button (6) for 1 second or longer.

Six stations in good reception will automatically be stored to the Preset buttons (5) in order, starting from a station whose frequency is the lowest.

#### NOTE:

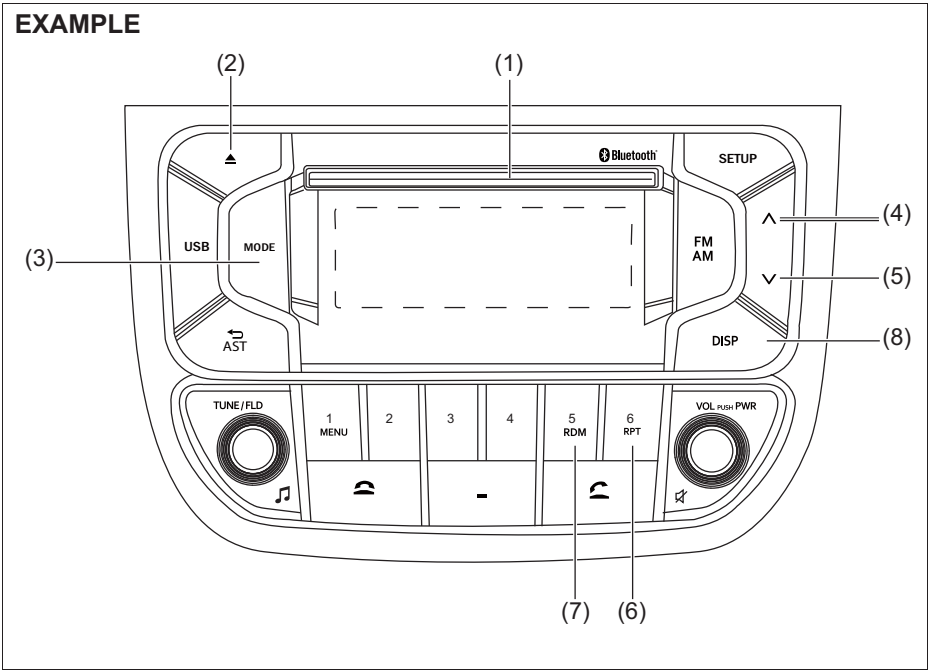
- Auto store can be released by pressing AST button (6) while auto store is under way.
- When the auto store is performed, the station previously stored in the memory at the position is overwritten.
- When there are fewer than 6 stations that can be stored even if 1 round of auto store operation is performed, no station will be stored at the remaining Preset buttons (6). Remaining preset displays “-----”.
- 6 stations can be preset for FM1 and FM2 in common, and 6 stations for AM in auto store mode.

### Radio Reception

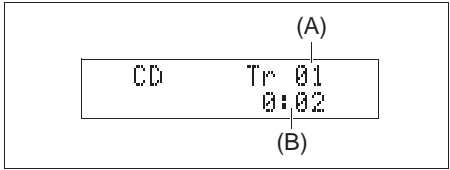
Radio reception can be affected by environment, atmospheric conditions, or radio signal's power and distance from the station. Nearby mountains and buildings may interfere or deflect radio reception, causing poor reception. Poor reception or radio static can also be caused by electric current from overhead wires or high voltage power lines.

OTHER CONTROLS AND EQUIPMENT

Listening to a CD



Display



- (1) Insertion slot
- (2) Eject button
- (3) Mode button
- (4) Up button
- (5) Down button
- (6) RPT button
- (7) RDM button
- (8) DISP button

- (A) Track number
- (B) Play time

**NOTE:**  
This product does not support 8 cm CD (sometimes called as "mini single CD", "3-inch CD", "CD3", etc.).

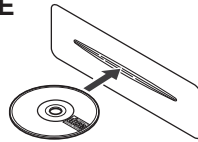
## OTHER CONTROLS AND EQUIPMENT

### EXAMPLE



- CDs or CD-ROMs carrying no mark (A) cannot be used.
- Some discs recorded in CD-R/CD-RW format may sometimes be impossible to use.

### EXAMPLE



- A CD is to be inserted with its label side up.
- When there is a CD already in the unit, it is impossible to insert another CD without ejecting the CD in the unit. Do not use force to insert a CD into the CD insertion slot.

### NOTICE

- Never insert your finger or hand into the CD insertion slot. Never insert foreign objects.
- Never insert a CD with glue coming out from adhesive tape or a rental CD label or with a trace indicating that adhesive tape or a rental CD label has been removed. This may cause the CD not to eject or result in a malfunction.

### Loading a CD

Insert a CD in the Insertion slot (1).  
When a CD is loaded, play starts.

### Ejecting a CD

Press the Eject button (2).  
When the ignition mode is "LOCK", the CD remained ejected for around 15 seconds or longer will automatically be drawn inside the unit. (Auto reload function)  
The backup eject function:  
This function allows you to eject a CD by pressing the Eject button (2) even when the ignition mode is off.

### NOTICE

If you forcefully try to push an ejected CD inside the unit before auto reloading, the disc surface might be scratched.  
When reloading a CD, remove it from the unit completely before reloading.

### Listening to a CD

When a CD is inserted, playback will automatically start.  
When a CD is already inside the unit, press the MODE button (3) to enter the CD mode & start playback.

### Selecting a track

- Press the Up button (4) to listen to the next track.
- Press the Down button (5) twice to listen to the previous track.  
When the Down button (5) is pressed once, the track currently being played will start from the beginning again.

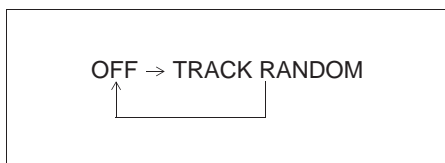
### Fast forwarding/Rewinding a track

- Hold down the Up button (4) to fast forward the track.
- Hold down the Down button (5) to fast rewind the track.

## OTHER CONTROLS AND EQUIPMENT

### Random playback

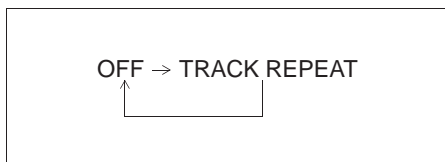
Press the RDM button (7).  
Each time the button is pressed, the mode will change as follows:



- **TRACK RANDOM**  
The random indicator "RDM" will light.  
The tracks in the loaded disc will be played in random order.

### Repeat playback

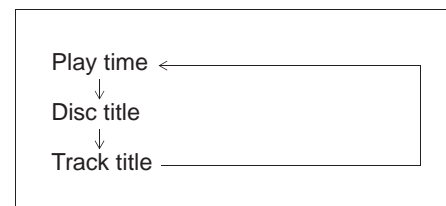
Press the RPT button (6).  
Each time the button is pressed, the mode will change as follows:



- **TRACK REPEAT**  
The repeat indicator "RPT" will light.  
The track currently being played will be played repeatedly.

### Display change

Press the DISP button (8).  
Each time the button is pressed, display will change as follows:



#### NOTE:

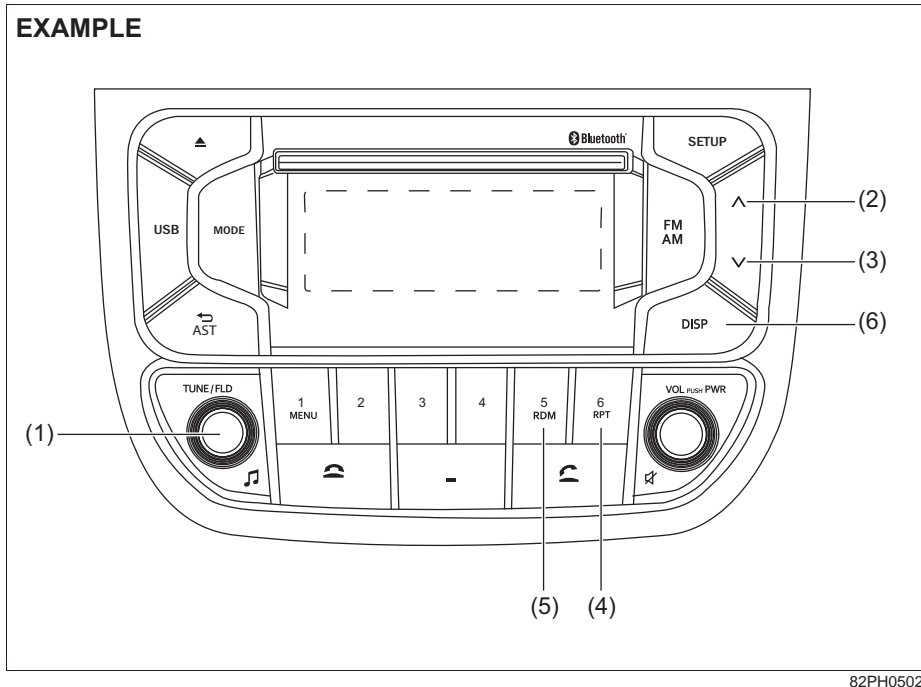
- "NO TITLE" will be displayed when there is no text information in the disc currently being played.
- If text data contains more than 15 characters, the ">" mark will appear at the right end. Audio displays text information three times automatically. Later holding down the DISP button (8) for 1 second or longer can display the next page for one time only.



## OTHER CONTROLS AND EQUIPMENT

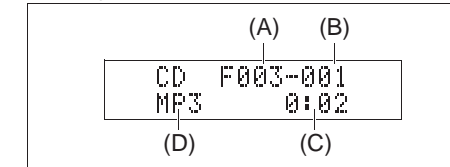
### Listening to an MP3/WMA Disc

#### EXAMPLE



82PH05026

#### Display



- (1) TUNE FOLDER, knob
- (2) Up button
- (3) Down button
- (4) RPT button
- (5) RDM button
- (6) DISP button

- (A) Folder number
- (B) Track number
- (C) Play time
- (D) DISC type

## OTHER CONTROLS AND EQUIPMENT

### Selecting a folder

Turn the TUNE FOLDER,  knob (1) to select a folder.

### Selecting a track

- Press the Up button (2) to listen to the next track.
- Press the Down button (3) twice to listen to the previous track.  
When the Down button (3) is pressed once, the track currently being played will start from the beginning again.

### Fast forwarding/Rewinding a track

- Hold down the Up button (2) to fast forward the track.
- Hold down the Down button (3) to fast rewind the track.

### Random playback

Press the RDM button (5).  
Each time the button is pressed, the mode will change as follows:

OFF → FOLDER.RANDOM → ALL RANDOM



- FOLDER RANDOM  
The random indicator "F.RDM" will light.  
The tracks in the current folder will be played in random order.
- ALL RANDOM  
The random indicator "RDM" will light.  
The tracks in the loaded disc will be played in random order.

### Repeat playback

Press the RPT button (4).  
Each time the button is pressed, the mode will change as follows:

OFF → FILE REPEAT → FOLDER REPEAT




- FILE REPEAT  
The repeat indicator "RPT" will light.  
The track currently being played will be played repeatedly.
- FOLDER REPEAT  
The repeat indicator "F.RPT" will light.  
All tracks in the currently selected folder will be played repeatedly.

## OTHER CONTROLS AND EQUIPMENT

### Display change

Press the DISP button (6).  
Each time the button is pressed, display will change as follows:



#### NOTE:

- "NO TITLE" will be displayed when there is no text information in the disc currently being played.
- If text data contains more than 15 characters, the ">" mark will appear at the right end. Audio displays text information three times automatically. Later holding down the DISP button(6) or 1 second or longer can display the next page for one time only.

### Notes on MP3/WMA

#### What is MP3?

- MP3 (MPEG audio layer3) is an audio compression format that has become the standard format among PC users. Its merit is that the original audio data is compressed to approximately 1/10 and high sound quality is maintained. This means that it is possible to store the data of approximately 10 music CDs on a single CD-R/RW disc, which in turn makes it possible to play music for a long time without having to change the disc.

#### What is WMA?

- An abbreviation of "Windows Media Audio," WMA is an audio compression format developed by Microsoft.
- WMA files for which the DRM (Digital Rights Management) function is ON cannot be played.
- Windows Media™ and the Windows® logo are trademarks or registered trademarks of Microsoft Corporation in the United States and other countries.

### Points to remember when making MP3/WMA files Common

- High bit rate and high sampling frequency are recommended for high quality sounds.
- Selecting VBR (Variable Bit Rate) is not recommended. Selecting VBR may cause display of incorrect playing time and jumpiness of playback.
- Playback sound quality varies depending on the encoding environment. For details, refer to the user manual of the encoding software and the writing software in use.

#### NOTICE

**Never assign the ".mp3", or ".wma" file name extension to a file if it is not in the MP3/WMA format file. Failure to observe this may result in damage to the speaker due to noise production.**

### Recording MP3/WMA files on a CD media

- It is recommended not to write both CD-DA files and MP3/WMA files on a disc.
- If both CD-DA files and MP3/WMA files are on the same disc, tracks may not be played in the correct order or some tracks may not be played at all.

## OTHER CONTROLS AND EQUIPMENT

---

- When storing both MP3 data and WMA data on the same disc, sort and place them in different folders.
- Do not write files other than MP3/WMA files and unnecessary folders on a disc.
- MP3/WMA files should be named to meet the standards and the file system specifications as shown below.
- The file extension “.mp3”, or “.wma” should be assigned to files based on their format independently.
- You may encounter a trouble in playing MP3/WMA files or displaying information of MP3/WMA files depending on the writing software or CD recorder in use.
- This unit does not have a play list function.
- It is recommended to write discs in Disc-at-Once mode even though Multi-session mode is supported.

### Compression formats

#### MP3

- Bit rate:
  - MPEG1 Audio Layer III: 32 k - 320 kbps
  - MPEG2 Audio Layer III: 8 k - 160 kbps
  - MPEG2.5 Audio Layer III: 8 k - 160 kbps
- Sampling frequency:
  - MPEG1 Audio Layer III: 32 k/44.1 k/48 kHz
  - MPEG2 Audio Layer III: 16 k/22.05 k/24 kHz
  - MPEG1 Audio Layer III: 8 k/11.025 k/12 kHz

#### WMA (Ver. 7, Ver. 8, Ver. 9\*)

- Bit rate: 5 ~ 384 kbps
- Sampling frequency: 32 k/44.1 k/48 kHz

### Supported file systems

ISO 9660 Level 1/Level 2, Joliet, Romeo

### Maximum number of files/folders

- Maximum number of files: 999
- Maximum number of files in a folder: 999
- Maximum depth of tree structure: 99
- Maximum number of folders: 99  
(Root folder is included.)

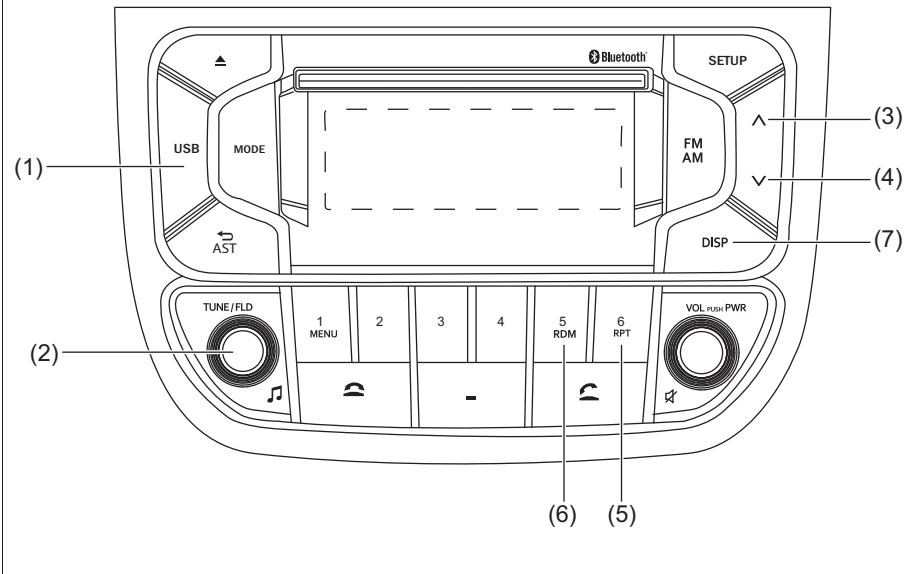
### Recording MP3/WMA files on a CD

- Playback or display may not be possible depending on the type of CD in use or the condition of the recording.
- Depending on the connected CD memory, the files may be played in different order from the order that the files were stored.

## OTHER CONTROLS AND EQUIPMENT

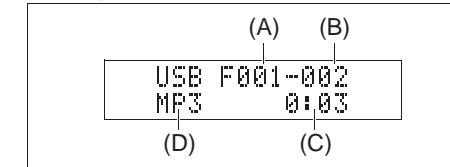
### Listening to files stored in a USB device

#### EXAMPLE



82PH05027

#### Display



- (1) USB button
- (2) TUNE FOLDER, knob
- (3) Up button
- (4) Down button
- (5) RPT button
- (6) RDM button
- (7) DISP button

- (A) Folder number
- (B) Track number
- (C) Play time
- (D) File type

#### NOTICE

Do not connect any USB device other than a USB memory or a USB audio player. Do not connect multiple USB devices to the USB connector using a USB hub, etc. Supplying power to multiple USB devices from the connector could cause overheating and smoking.

## OTHER CONTROLS AND EQUIPMENT

### Selecting a USB device mode

Press the USB device mode (1).

### Selecting a folder

Turn the TUNE FOLDER,  knob (2) to select the desired folder.

### Selecting a track

- Press the Up button (3) to listen to the next track.  
Press the Down button (4) twice to listen to the previous track.  
When the Down button (4) is pressed once, the track currently being played will start from the beginning again.

### Fast forwarding/Rewinding a track

- Hold down the Up button (3) to fast forward the track.
- Hold down the Down button (4) to fast rewind the track.

### Random playback

Press the RDM button (6).  
Each time the button is pressed, the mode will change as follows:

OFF → FOLDER RANDOM → ALL RANDOM

- FOLDER RANDOM  
The random indicator “F.RDM” will light.

The tracks in the currently selected folder will be played in random order.

- ALL RANDOM  
The random indicator “RDM” will light.  
The tracks in the connected USB device will be played in random order.

### Repeat playback

Press the RPT button (5).  
Each time the button is pressed, the mode will change as follows:

OFF → FILE REPEAT → FOLDER REPEAT

- FILE REPEAT  
The repeat indicator “RPT” will light.  
The track currently being played will be played repeatedly.
- FOLDER REPEAT  
The repeat indicator “F.RPT” will light.  
All the tracks in the folder currently selected will be played repeatedly.

### Display change

Press the DISP button (7).  
Each time the button is pressed, display will change as follows:

Play time ←  
↓  
Folder name  
↓  
File name  
↓  
Album name (MP3, WMA, AAC only)  
↓  
Track title  
↓  
Artist name

#### NOTE:

- “NO TITLE” will be displayed when there is no text information in the file currently being played.
- If text data contains more than 15 characters, the “>” mark will appear at the right end. Audio displays text information three times automatically. Later holding down the DISP button (7) for 1 second or longer can display the next page for one time only.

## OTHER CONTROLS AND EQUIPMENT

### Notes on USB device

#### Compatible USB devices

- USB Mass Storage Class  
For details as to whether your USB memory/USB Audio is compatible with USB Mass Storage Class, please contact the USB memory/USB Audio manufacturer.
- USB Standard Compatibility 1.1/2.0 Full Speed
- File System FAT12/16/32
- Maximum current less than 1.0 A
- If devices such as USB hub, extension cable are connected to the audio system, it may not be recognized. In such case connect the USB device directly to the audio system.
- Devices such as MP3 player/Mobile phone/digital camera may not be recognized by the audio system for playing music.
- Device (Smart phone) featuring Media Transfer protocol (MTP), music search can take long time. This depends on the device (Smart phone) type and the files/folders present in the device (Smart phone).

### USB device connection

- When connecting a USB device, make sure that the connector is pushed all the way into the port.
- Do not leave the USB device for long periods of time in places inside the vehicle where the temperature can rise too high.
- Back up any important data beforehand. We cannot accept responsibility for any lost data.
- It is recommended not to connect a USB device that contains data files other than MP3/WMA/AAC format.

### Recording MP3/WMA/AAC files on a USB device

- Playback or display may not be possible depending on the type of USB device in use or the condition of the recording.
- Depending on the connected USB memory, the files may be played in different order from the order that the files were stored.

### Compression formats

#### MP3

- Bit rate:  
MPEG1 Audio Layer III: 32 k - 320 kbps  
MPEG2 Audio Layer III: 8 k - 160 kbps  
MPEG2.5 Audio Layer III: 8 k - 160 kbps
- Sampling frequency:  
MPEG1 Audio Layer III: 32 k/44.1 k/48 kHz  
MPEG2 Audio Layer III: 16 k/22.05 k/24 kHz  
MPEG1 Audio Layer III: 8 k/11.025 k/12 kHz

#### WMA (Ver. 7, Ver. 8, Ver. 9\*)

- Bit rate: 5 ~ 384 kbps
- Sampling frequency: 32 k/44.1 k/48 kHz

#### AAC (compliant to ISO/IEC 14496-3)

- Bit rate: 8k - 384 kbps including VBR  
Sampling frequency: 8 - 96 kHz

### Maximum number of files/folders

- Maximum number of files: 5000
- Maximum number of files in a folder: 5000
- Maximum depth of tree structure: 1000
- Maximum number of folders: 1000  
(Root folder is included.)

### Notes on AAC

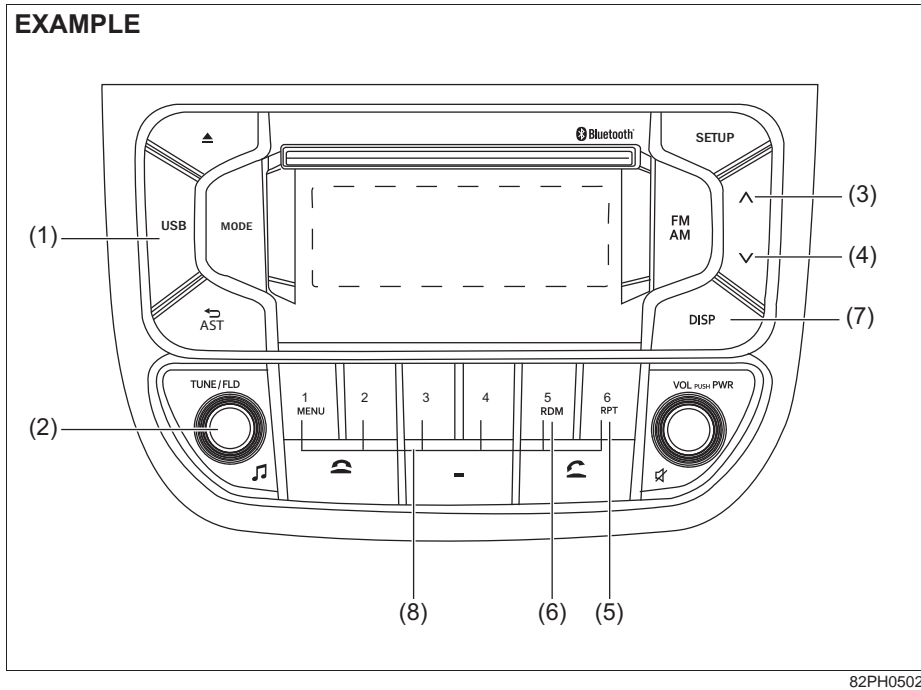
#### What is AAC?

An abbreviation of "Advanced Audio Coding," AAC is an audio compression format used by MPEG2 and MPEG4.

## OTHER CONTROLS AND EQUIPMENT

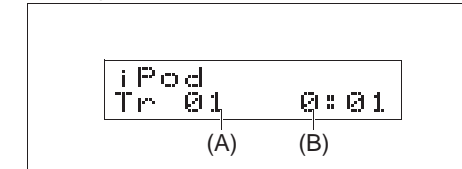
### Listening to an iPod®

#### EXAMPLE



82PH05028

### Display



82PH05035

- (1) USB button
- (2) TUNE FOLDER, knob
- (3) Up button
- (4) Down button
- (5) RPT button
- (6) RDM button
- (7) DISP button
- (8) Preset buttons ([1] to [6])

- (A) Track number
- (B) Play time

### Selecting an iPod® mode

Press the USB button (1).

### Selecting a track

- Press the Up button (3) to listen to the next track.
- Press the Down button (4) twice to listen to the previous track.

When the Down button (4) is pressed once, the track currently being played will start from the beginning again.



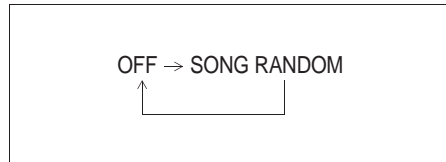
## OTHER CONTROLS AND EQUIPMENT

### Fast forwarding/Rewinding a track

- Hold down the Up button (3) to fast forward the track.
- Hold down the Down button (4) to fast rewind the track.

### Random playback

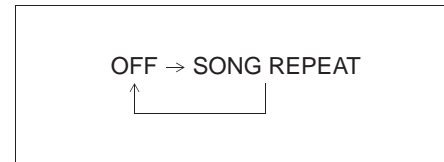
Press the RDM button (6).  
Each time the button is pressed, the mode will change as follows:



- **SONG RANDOM**  
The random indicator "RDM" will light.  
The tracks in the iPod® will be played in random order.

### Repeat playback

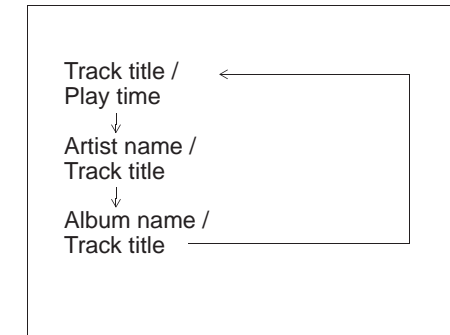
Press the RPT button (5).  
Each time the button is pressed, the mode will change as follows:



- **SONG REPEAT**  
The repeat indicator "RPT" will light.  
The track currently being played will be played repeatedly.

### Display change

Press the DISP button (7).  
Each time the button is pressed, display will change as follows:





#### NOTE:

*If text data contains more than 15 characters, the ">" mark will appear at the right end. Audio displays text information three times automatically. Later holding down the DISP button (7) for 1 second or longer can display the next page for one time only.*

## OTHER CONTROLS AND EQUIPMENT

### Playing Mode selection

- 1) Press the menu button numbered [1] of the Preset buttons (8) for 1 second or longer.
- 2) Turn the TUNE FOLDER,  knob (2). Each time the knob is turned, the mode will change as follows:



- 3) Press the TUNE FOLDER,  knob (2) to select the desired mode.

#### NOTE:

- When the button numbered [5] or [6] of the Preset buttons (8) is pressed, the previous mode will be displayed.

### Notes on iPod® Supported iPod®

- iPod® touch (6th generation)
- iPod® touch (5th generation)
- iPod® touch (4rd generation)
- iPod® touch (3rd generation)
- iPod® touch (2nd generation)
- iPod® touch (1st generation)
- iPod® classic
- iPod® nano (7th generation)
- iPod® nano (6th generation)
- iPod® nano (5th generation)
- iPod® nano (4th generation)
- iPod® nano (3rd generation)
- iPod® nano (2nd generation)
- iPod® nano (1st generation)
- iPhone® 6 Plus
- iPhone® 6
- iPhone® 5S
- iPhone® 5
- iPhone® 4S
- iPhone® 4
- iPhone® 3GS

\* Some functions may not be available depending on the model of iPod®.

\* iPod® is a trademark of Apple Inc., registered in the U.S. and other countries.

\* iPhone® is a trademark of Apple Inc., registered in the U.S. and other countries.

\* Apple is not responsible for the operation of this device or its compliance with safety and regulatory standards.

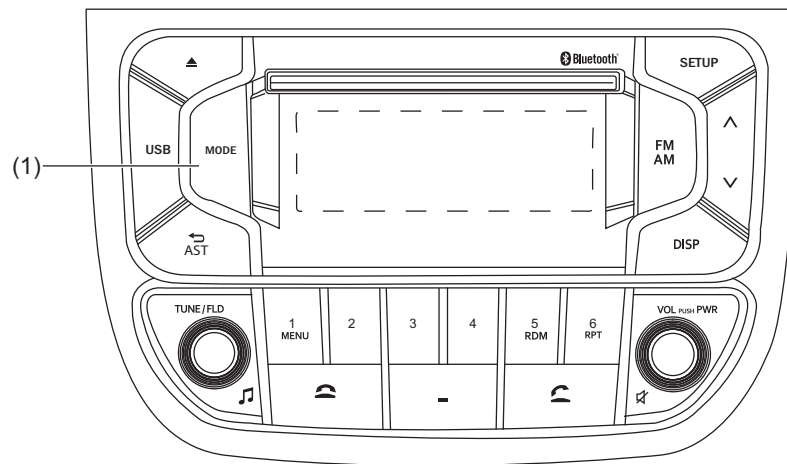
### iPod® connection

- Make sure to detach the iPod® after turning the ignition switch to the "LOCK" position. The iPod® may not be shut down when it is being connected and may result in battery depletion.
- Please do not connect iPod® accessories such as an iPod® remote control or headphones while connecting the iPod® with the unit. The unit may not operate correctly.

## OTHER CONTROLS AND EQUIPMENT

### AUX Function

#### EXAMPLE



82PH05029

(1) MODE button

#### AUX connection

To listen to auxiliary audio sources (sold separately) through the unit, follow the instruction below.

- 1) Connect the auxiliary audio source to the AUX/USB socket (separately attached) with an AUX cable.
- 2) Each time the button is pressed, the mode will change as follows:

CD (if equipped) ←  
 ↓  
 Bluetooth® audio  
 ↓  
 AUX (if equipped)

#### ⚠ CAUTION

- Before connection, mute the unit, and also keep the volume of the auxiliary audio source within a range that will not cause distortion.
- When the audio source is turned off, noise may be emitted. Be sure to turn off the unit or switch to another mode before turning off the audio source.

## OTHER CONTROLS AND EQUIPMENT

---

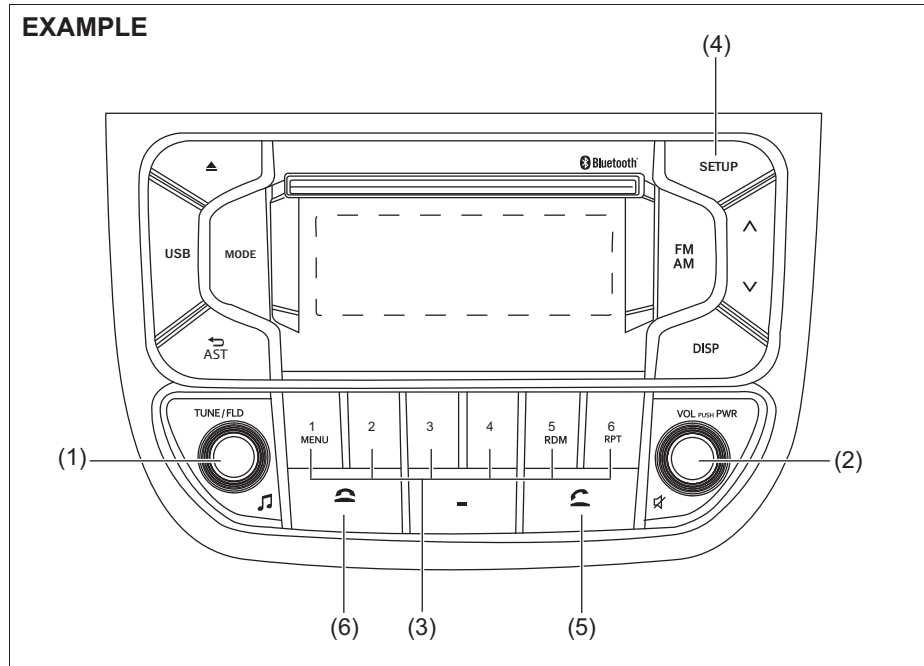
*NOTE:*

- *Please consult your place of purchase for details about whether a given auxiliary audio source can be connected and the proper auxiliary cord to use.*
- *The volume and tone controls of the auxiliary audio source can be adjusted on the unit.*

## OTHER CONTROLS AND EQUIPMENT

### Bluetooth® Hands-Free (if equipped)

#### EXAMPLE

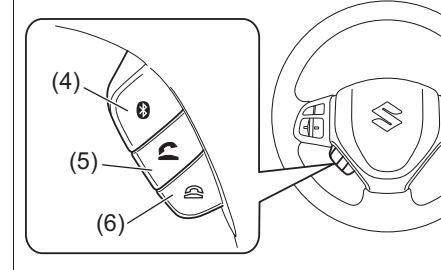


- (1) TUNE FOLDER, knob
- (2) VOL PUSH POWER, knob
- (3) Preset buttons

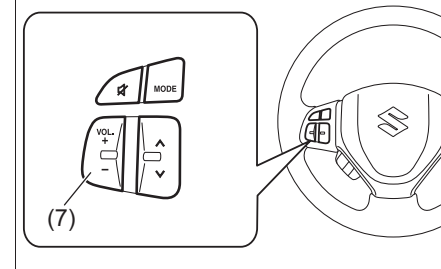
82PH05030

### Steering switch (for type-B Audio)

#### EXAMPLE



#### EXAMPLE



- (4) Bluetooth® setup button
- (5) Off Hook button
- (6) On Hook button
- (7) VOL switch


## OTHER CONTROLS AND EQUIPMENT

### Phone registration

To use the hands-free function with this unit, it is required to register the phone in advance

#### NOTE:


- Up to 5 phones can be registered.
- To set up a new phone, disconnect the current audio player from the unit. Connect the device again after phone setup is completed if necessary.
- When failed to establish the pairing within 60 seconds, the connecting operation will be canceled. "Connection failed" will be displayed. Please try again or refer to the manual of the phone in use for how to establish the pairing with the phone.
- Some Bluetooth enabled phones may not be compatible fully and or partially with the audio unit.
- Bluetooth / Telephone setup mode can be entered only when the vehicle is stationary.

- 1) Press the Bluetooth® setup button (4). The Bluetooth® setup menu will be displayed.
- 2) Turn the TUNE FOLDER,  knob (1) to select "Setup Bluetooth", and press the knob (1) to determine the selection.
- 3) Select "Pairing", and press the knob (1) to determine the selection.
- 4) Select "Maruti Suzuki" from the Bluetooth® menu of the phone and establish the pairing.

Refer to the manual of the phone in use for further information.

- 5) Enter the Passkey displayed on the unit to the phone, if required.
- 6) Press the On Hook button (6) to exit BT Setup menu.

#### NOTE:

- When selecting "Go Back" option or  button, the previous menu will be displayed.
- When additionally registering a phone, operate the same step from 1).
- Some phones may not re-connect automatically. For such cases, follow steps 1) to 5) of "Reconnecting already registered phone (Select Phone)" mentioned in further pages of this section.
- In case phone does not re-connect after following above steps, delete your phone from registered list of phones by following steps 1) to 7) of "Deletion of phone information (Delete phone)" mentioned in further pages of this section. Register the phone again by referring to "Phone registration" and follow steps 1) to 6).

### Receiving a call

Press the Off Hook button (5) to receive a call.



### Ending a call

Press the On Hook button (6) to end a call.


### Rejecting a call (only for supported models)

Press the On Hook button (6) to reject a incoming call.

### Mute of hands-free microphone


Press the VOL PUSH POWER,  knob (2) to mute the microphone. To cancel the mute, press the VOL PUSH POWER,  knob (2) again.

### Adjusting the listening volume

- Turn the VOL PUSH POWER,  knob (2) during a call. Turning it clockwise increases the volume; turning it counterclockwise decreases the volume.
- Press the VOL switch (7) during a call. Pressing "+" of the switch increases the volume, pressing "-" of the switch decreases the volume.





## OTHER CONTROLS AND EQUIPMENT

### Adjusting the ring volume

- Turn the VOL PUSH POWER,  knob (2) while a call coming in. Turning it clockwise increases the volume; turning it counterclockwise decreases the volume.
- Press the VOL switch (7) during a call. Pressing “+” of the switch increases the volume, pressing “-” of the switch decreases the volume.

### Adjusting the call or ringtone volume

Follow the instructions below to adjust the call or ringtone volume.





- 1) Press the Bluetooth® setup button (4). The Bluetooth® setup menu will be displayed.
- 2) Turn the TUNE FOLDER,  knob (1) to select “Setup Telephone”, and press the knob (1) to determine the selection.
- 3) Turn the TUNE FOLDER,  knob (1) to select “Sound Setting”, and press the knob (1) to determine the selection.
- 4) Turn the TUNE FOLDER,  knob (1) to select “Call Volume” or “Ringtone Volume”, and press the knob (1) to determine the selection. The current call or ringtone volume will be displayed.
- 5) Turn the TUNE FOLDER,  knob (1) to select desired call or ringtone volume, and press the knob (1) to determine the selection.

### NOTE:

*When selecting “Go Back” option or  button, the previous menu will be displayed.*

### Selecting the Ringtone

Follow the instructions below to select a ringtone.






- 1) Press the Bluetooth® setup button (4). The Bluetooth® setup menu will be displayed.
- 2) Turn the TUNE FOLDER,  knob (1) to select “Setup Telephone”, and press the knob (1) to determine the selection.
- 3) Turn the TUNE FOLDER,  knob (1) to select “Sound Setting”, and press the knob (1) to determine the selection.
- 4) Turn the TUNE FOLDER,  knob (1) to select “Ringtone”, and press the knob (1) to determine the selection. The current ringtone will be displayed.
- 5) Turn the TUNE FOLDER,  knob (1) to select desired ringtone, and press the knob (1) to determine the selection.

### NOTE:

*When selecting “Go Back” option or  button, the previous menu will be displayed.*


### Registration in Phonebook

Registration of numbers in the phonebook. Follow the instructions below to register phone numbers in the Phonebook of the unit.

- 1) Press the Bluetooth® setup button (4). The Bluetooth® setup menu will be displayed.
- 2) Turn the TUNE FOLDER,  knob (1) to select “Setup Telephone”, and press the knob (1) to determine the selection.
- 3) Turn the TUNE FOLDER,  knob (1) to select “Setup Phonebook”, and press the knob (1) to determine the selection.
- 4) Turn the TUNE FOLDER,  knob (1) to select “Add Contacts”, and press the knob (1) to determine the selection.
- 5) Turn the TUNE FOLDER,  knob (1) to select “Overwrite All” and press the knob (1) to determine the selection.
- 6) Press or turn the TUNE FOLDER,  knob (1) to select “Confirm”, and press the knob (1) to determine the selection.
- 7) When contacts are transferred, “Transferred” will be displayed followed by “Setup Phonebook” display.



## OTHER CONTROLS AND EQUIPMENT

### NOTE:

- When selecting “Go Back” option or  button the previous menu will be displayed.
- Up to 1000 numbers can be registered in Phonebook.

### Transfer of call history (Call History)

Follow the instructions below to transfer call history of the registered phone.



- 1) Press the Bluetooth® setup button (4).  
The Bluetooth® setup menu will be displayed.
- 2) Turn the TUNE FOLDER,  knob (1) to select “Setup Telephone”, and press the knob (1) to determine the selection.
- 3) Turn the TUNE FOLDER,  knob (1) to select “Call History”, and press the knob (1) to determine the selection.
- 4) Select “Overwrite Call History?”, and press the knob (1) to determine the selection.
- 5) Select “Confirm”, and press the knob (1) to transfer the call history from the phone.

### NOTE:

When selecting “Go Back” option or  button, the previous menu will be displayed.

### Making a call by Phonebook

Follow the instructions below to dial a number registered in Phonebook.






- 1) Press the Off Hook button (5).  
The Bluetooth® phonebook menu will be displayed. Press the knob (1) to determine the selection.
- 2) Turn the TUNE FOLDER,  knob (1) to select the initial of the name you would like to make a call, and press the knob (1) to determine the selection.  
The registered name will be displayed in sequence. If name have been registered together with numbers, the names will be displayed.
- 3) Turn the TUNE FOLDER,  knob (1) to select “Dial”, and press the knob (1) to determine the selection.
- 4) The number registered with the displayed name will be dialed.

### NOTE:

- In case phonebook contact have more than one number then audio will ask for particular number selection.

### Registration in speed dial


Follow the instructions below to assign a number to one of the Preset buttons to use as the speed dial.

- 1) Press the Bluetooth® setup button (4).  
The Bluetooth® setup menu will be displayed.
- 2) Turn the TUNE FOLDER,  knob (1) to select “Setup Telephone”, and press the knob (1) to determine the selection.
- 3) Turn the TUNE FOLDER,  knob (1) to select “Setup Phonebook”, and press the knob (1) to determine the selection.
- 4) Turn the TUNE FOLDER,  knob (1) to select “Add Speed Dial”, and press the knob (1) to determine the selection.
- 5) Turn the TUNE FOLDER,  knob (1) to select the initial of a registered contact to be assigned, and press the knob (1) to determine the selection.
- 6) “Choose Preset” will be displayed.  
Press one of the Preset buttons (3) to which the selected number is to be assigned. “Registered” will be displayed.
- 7) If a number is already assigned to the selected button, a confirmation message will be displayed. Turn the TUNE FOLDER,  knob (1) to select “Confirm”, and press the knob (1) to complete the assignment.  
When the assignment is completed, the “Add Speed Dial” will be displayed.




## OTHER CONTROLS AND EQUIPMENT

### NOTE:

- When selecting “Go Back” option or  button, the previous menu will be displayed.
- In case phonebook contact have more than one number then audio will ask for particular number selection.



### One-touch call (Speed dial)

Follow the instructions below to dial the number assigned to each of the Preset buttons (3).


- 1) Press the Off Hook button (5).  
The Bluetooth® phonebook menu will be displayed.
- 2) Turn the TUNE FOLDER,  knob (1) to select “Speed Dials”, and press the knob (1) to determine the selection.
- 3) Press one of the Preset buttons (3).  
When no number is assigned, “No Entry” is displayed.
- 4) Press the knob (1) “DIAL” will be displayed. Press the knob (1) to determine the selection.

### Deletion of speed dial (Del Speed Dial)

To delete a number assigned for the speed dial, follow the instructions below.

- 1) Press the Off Hook button (5).  
The Bluetooth® phonebook menu will be displayed.
- 2) Turn the TUNE FOLDER,  knob (1) to select “Speed Dials”, and press the knob (1) to determine the selection.
- 3) Press one of the Preset buttons (3) to which the number to be deleted is assigned.  
“No Entry” appears if the number is not registered.
- 4) Turn the TUNE FOLDER,  knob (1) to select “Delete”, and press the knob (1) to determine the selection.
- 5) Select “Del Speed Dial”, and press the knob (1) to determine the selection.
- 6) Select “Confirm”, and press the knob (1) to complete the deletion.

### NOTE:



When selecting “Go Back” option or  button, the previous menu will be displayed

### Dialing using Missed/Incoming/Outgoing Calls

Follow the instructions below to dial to the last dialed number again.


### NOTE:

Up to 10 phone numbers of the latest calls can be stored. (10 each for dialed, received and missed call)

- 1) Press the Off Hook button (5).  
The Bluetooth® phonebook menu will be displayed.
- 2) Turn the TUNE FOLDER,  knob (1) to select “Outgoing Calls”, “Incoming Calls” or “Missed Calls”, and press the knob (1) to determine the selection.  
To dial from the dialed history or the received history, select “Outgoing Calls”, “Incoming Calls” or “Missed Calls” respectively.
- 3) Turn the TUNE FOLDER,  knob (1) to select the desired number or registered name and press the knob (1) to determine the selection.
- 4) Press the knob (1) to dial to the selected number.






## OTHER CONTROLS AND EQUIPMENT


### NOTE:

- When selecting “Go Back” option or  button, the previous menu will be displayed.
- Pressing “Choose Preset” after selecting “Add Speed Dial” can register the selected number in the speed dial.
- Pressing “Confirm” after selecting “Delete” can delete the selected number from the call history.

### Deletion of call history

Follow the instructions below to delete a missed/incoming/outgoing call history.

- 1) Press the Bluetooth® setup button (4).  
Turn the TUNE FOLDER,  knob (1). Select “Setup telephone” and press the knob (1) to determine the selection.
- 2) Turn the TUNE FOLDER,  knob (1) to select “Setup Phonebook”, and press the knob (1) to determine the selection.
- 3) Turn the TUNE FOLDER,  knob (1) to select “Delete History”, and press the knob (1) to determine the selection.
- 4) Turn the TUNE FOLDER,  knob (1) to select “Outgoing Calls”, “Incoming Calls”, “Missed Calls” or “ALL Calls”, and press the knob (1) to determine the selection.
- 5) Turn the TUNE FOLDER,  knob (1) to select a number to be deleted or “ALL Calls”, and press the knob (1) to determine the selection.
- 6) Select “Delete?” or “Delete All?”, in case of “ALL” will be selected and press the knob (1) to determine the selection.






- 7) Turn the TUNE FOLDER,  knob (1) to select “Confirm”, and press the knob (1) to complete the deletion.

### NOTE:

When selecting “Go Back” option or  button, the previous menu will be displayed.

### Deletion of registered data (Delete Entry)

Follow the instructions below to delete a number registered in Phonebook.



- 1) Press the Bluetooth® setup button (4).  
The Bluetooth® setup menu will be displayed.
- 2) Turn the TUNE FOLDER,  knob (1) to select “Setup Telephone”, and press the knob (1) to determine the selection.
- 3) Turn the TUNE FOLDER,  knob (1) to select “Setup Phonebook”, and press the knob (1) to determine the selection.
- 4) Turn the TUNE FOLDER,  knob (1) to select “Delete Contacts”, and press the knob (1) to determine the selection.
- 5) Turn the TUNE FOLDER,  knob (1) to select the initial of the name of the registered number to be deleted or “ALL” and press the knob (1) to determine the selection.
- 6) Select “Delete?” or “Delete All?”, and press the knob (1) to determine the selection.
- 7) Turn the TUNE FOLDER,  knob (1) to select “Confirm”, and press the knob (1) to complete the deletion.

### NOTE:

When selecting “Go Back” option or  button, the previous menu will be displayed.

### Display of device data (Device Name)

Follow the instructions below to display the BD (Bluetooth® Device) address and device name.

- 1) Press the Bluetooth® setup button (4).  
The Bluetooth® setup menu will be displayed.
- 2) Turn the TUNE FOLDER,  knob (1) to select “Setup Bluetooth”, and press the knob (1) to determine the selection.
- 3) Turn the TUNE FOLDER,  knob (1) to select “Bluetooth Info”, and press the knob (1) to determine the selection.
- 4) Select “Device Name” or “Device Address”, and press the knob (1) to display the device name or the BD (Bluetooth® Device) address.





### NOTE:

When selecting “Go Back” option or  button, the previous menu will be displayed.

## OTHER CONTROLS AND EQUIPMENT

### Reset to the factory defaults

Follow the instructions below to reset all the settings to the factory defaults.



- 1) Press the Bluetooth® setup button (4).  
The Bluetooth® setup menu will be displayed.
- 2) Turn the TUNE FOLDER,  knob (1) to select "Setup Bluetooth", and press the knob (1) to determine the selection.
- 3) Turn the TUNE FOLDER,  knob (1) to select "Initialize", and press the knob (1) to determine the selection.
- 4) Turn the TUNE FOLDER,  knob (1) to select "All Initialize", and press the knob (1) to determine the selection.
- 5) Turn the TUNE FOLDER,  knob (1) to select "Confirm", and press the knob (1) to start the reset "initialized" will be displayed.

#### NOTE:


When selecting "Go Back" option or  button, the previous menu will be displayed.

### List of phones (List Phones)

Follow the instructions below to display the names of the registered phones in sequence.





- 1) Press the Bluetooth® setup button (4).  
The Bluetooth® setup menu will be displayed.
- 2) Turn the TUNE FOLDER,  knob (1) to select "Setup Bluetooth", and press the knob (1) to determine the selection.
- 3) Turn the TUNE FOLDER,  knob (1) to select "List Phone", and press the knob (1) to determine the selection.  
The names of the registered phones are displayed.

#### NOTE:


When selecting "Go Back" option or  button, the previous menu will be displayed.

### Re-connecting already registered phone (Select Phone)

Follow the instructions below to select a phone to be paired with from the registered phones.

- 1) Press the Bluetooth® setup button (4).  
The Bluetooth® setup menu will be displayed.
- 2) Turn the TUNE FOLDER,  knob (1) to select "Setup Bluetooth", and press the knob (1) to determine the selection.
- 3) Turn the TUNE FOLDER,  knob (1) to select "List Phone", and press the knob (1) to determine the selection.
- 4) Turn the TUNE FOLDER,  knob (1) to select a phone to be paired with, and press the knob (1) to determine the selection.
- 5) Turn the TUNE FOLDER,  knob (1) to select "Select", and press the knob (1) to determine the selection.





#### NOTE:

- When selecting "Go Back" option or  button, the previous menu will be displayed.
- The Bluetooth® ready audio device will be disconnected when the phone is selected.


## OTHER CONTROLS AND EQUIPMENT

### Passkey setting (Set Passkey)

Follow the instructions below to set the security number (Passkey).






- 1) Press the Bluetooth® setup button (4).  
The Bluetooth® setup menu will be displayed.
- 2) Turn the TUNE FOLDER,  knob (1) to select "Setup Bluetooth", and press the knob (1) to determine the selection.
- 3) Turn the TUNE FOLDER,  knob (1) to select "Passkey", and press the knob (1) to determine the selection.
- 4) Select "New Passkey", and press the knob (1) to determine the selection.
- 5) Press the TUNE FOLDER,  knob (1) to select "Confirm".
- 6) Turn the TUNE FOLDER,  knob (1) to select a number for the first digit, and press the knob (1) to determine the selection. Select and determine numbers for the second, third and fourth digits in order in the same manner.
- 7) After entering fourth digit, press knob (1) to confirm. Passkey "XXXX" will be displayed.

#### NOTE:

When selecting "Go Back" option or  button, the previous menu will be displayed.

### Deletion of phone information (Delete Phone)

Follow the instructions below to delete the registered information of the phone.




- 1) Press the Bluetooth® setup button (4).  
The Bluetooth® setup menu will be displayed.
- 2) Turn the TUNE FOLDER,  knob (1) to select "Setup Bluetooth", and press the knob (1) to determine the selection.
- 3) Turn the TUNE FOLDER,  knob (1) to select "List Phone", and press the knob (1) to determine the selection.
- 4) Turn the TUNE FOLDER,  knob (1) to select a phone to be deleted, and press the knob (1) to determine the selection.
- 5) Turn the TUNE FOLDER,  knob (1) to select "Delete", and press the knob (1) to determine the selection.
- 6) Select "Delete?", and press the knob (1) to determine the selection.
- 7) Turn the TUNE FOLDER,  knob (1) to select "Confirm", and press the knob (1) to determine the selection.

#### NOTE:


When selecting "Go Back" option or  button, the previous menu will be displayed.

### BT function on/off (BT Power)

Follow the instructions below to turn on/off the Bluetooth® function.

- 1) Press the Bluetooth® setup button (4).  
The Bluetooth® setup menu will be displayed.
- 2) Turn the TUNE FOLDER,  knob (1) to select "Setup Bluetooth", and press the knob (1) to determine the selection.
- 3) Turn the TUNE FOLDER,  knob (1) to select "BT Power", and press the knob (1) to determine the selection.
- 4) Press the TUNE FOLDER,  knob (1) to select "BT Power On" or "BT Power Off".

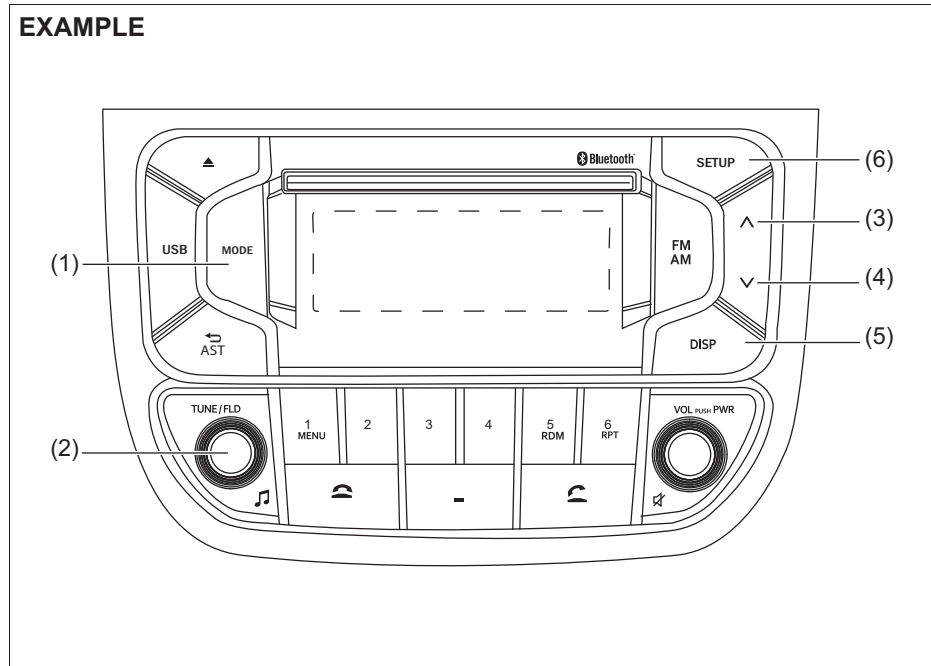
#### NOTE:

- When the BT function is turned off, the connection between this unit and the registered phone in use will be disconnected.
- When selecting "Go Back" option or  button, the previous menu will be displayed.

## OTHER CONTROLS AND EQUIPMENT

### Bluetooth® audio (if equipped)

#### EXAMPLE

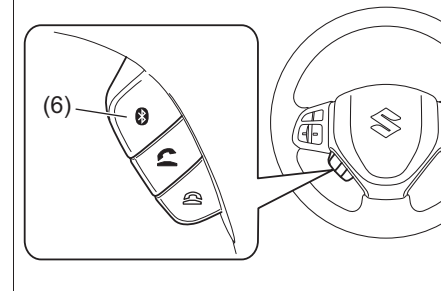


82PH05031

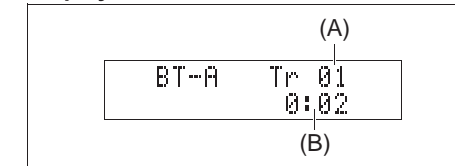
**NOTE:**  
Applicable for Bluetooth® audio version 2.1 + EDR

### Steering switch (If equipped)

#### EXAMPLE



### Display



- (1) MODE button
- (2) TUNE FOLDER, knob
- (3) Up button
- (4) Down button
- (5) DISP button
- (6) Bluetooth® setup button

- (A) Track number
- (B) Play time



## OTHER CONTROLS AND EQUIPMENT

### Registration of audio devices

To use Bluetooth® ready audio devices with this unit, it is required to register the devices.


#### NOTE:

- To set up a new audio player, disconnect the phone from the unit. Connect the phone after audio player setup is completed if necessary.
- When failed to establish the connection within 60 seconds, the connecting operation will be canceled. Please try again or refer to the audio player manual for assistance with the pairing process.
- Some Bluetooth enabled audio device may not be compatible fully and or partially with the audio unit.
- Bluetooth / Telephone setup mode can be entered only when the vehicle is stationary.

- 1) Press the Bluetooth® setup button (6). The Bluetooth® setup menu will be displayed.
- 2) Turn the TUNE FOLDER,  knob (2) to select "Setup Bluetooth", and press the knob (2) to determine the selection.
- 3) Turn the TUNE FOLDER,  knob (2) to select "Pairing", and press the knob (2) to determine the selection.
- 4) Select "Maruti Suzuki" from the Bluetooth® menu of the audio player and establish the pairing.  
Refer to the manual of the audio player in use for further information.

- 5) Enter the Passkey displayed on the unit to the audio player. (For phones with Bluetooth version 2.1 or above passkey input is not required).

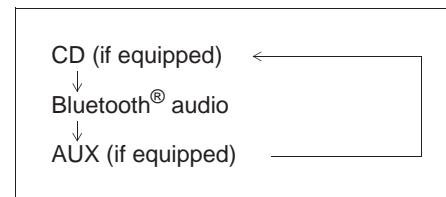
#### NOTE:

- When selecting "Go Back" option or  button, the previous menu will be displayed.
- When additionally registering audio devices, operate the same step from 1).

### Selecting the Bluetooth® audio mode

Press the MODE button (1).

Each time the button is pressed, the mode will change as follows:



### Selecting a track

- Press the Up button (3) to listen to the next track.
- Press the Down button (4) twice to listen to the previous track.  
When the Down button (4) is pressed once, the track currently being played will start from the beginning again.

### Fast forwarding/Rewinding a track

- Hold down the Up button (3) to fast forward the track.
- Hold down the Down button (4) to fast rewind the track.

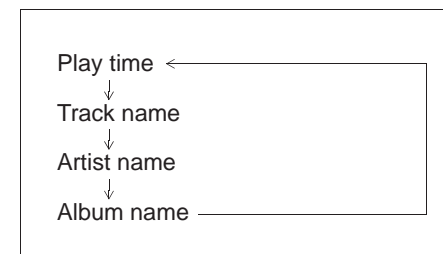
#### NOTE:

Some functions may not be available depending on Bluetooth® audio.

### Display change

Press the DISP button (5).

Each time the button is pressed, display will change as follows:



#### NOTE:

If text data contains more than 15 characters, the ">" mark will appear at the right end. Audio displays text information three times automatically. Later holding down the DISP button (5) for 1 second or longer can display the next page for one time only.

## OTHER CONTROLS AND EQUIPMENT

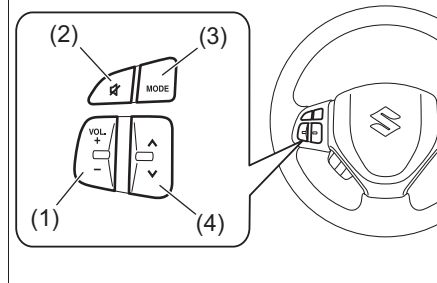
### Disclaimer for Bluetooth® function

- Depending on the mobile phone models, some phones may not be compatible fully or partially (some function may be restricted).
- Media playback through third-party applications may have limited support.
- Playback, display contents, connectivity or voice quality etc. may get affected depending on circumstances.
- After the ignition switch is turned to the "ON" position the audio system takes few seconds to detect and connect to the Bluetooth® device (if already paired).
- Make sure that you are aware of all applicable local laws and accordingly use Bluetooth device.

### Remote Audio Controls (if equipped)

Controlling of basic functions of the audio system is available using the switches on the steering wheel.

#### EXAMPLE



### Adjusting the volume

- To increase the volume, hold down "+" of the VOL switch (1). The volume will keep on being increased until the switch is released.
- To decrease the volume, hold down "-" of the VOL switch (1). The volume will keep on being decreased until the switch is released.
- To mute the sound, press the switch (2).

### Selecting the mode

Press the switch (3).

Each time the button is pressed, the mode will change as follows:

```
FM1 ←
↓
FM2
↓
AM
↓
CD (if equipped)
↓
Bluetooth® audio (if equipped)
↓
AUX (if equipped)
↓
USB (iPod®) (if equipped) →
```

It is possible to turn on the audio system by pressing the switch (3).

## OTHER CONTROLS AND EQUIPMENT

---

### **Selecting the radio station (FM1, FM2, AM mode)**

- To select the next preset station, press “^” of the switch (4) only for a moment.
- To select the previous preset station, press “v” of the switch (4) only for a moment.
- To scan a higher frequency radio station, press “^” of the switch (4) for 1 second or longer.
- To scan a lower frequency radio station, press “v” of the switch (4) for 1 second or longer.

### **Selecting the track (CD, USB (iPod®), Bluetooth® audio mode)**

- To skip to the next track, press “^” of the switch (4) only for a moment.
- To skip to the previous track, press “v” of the switch (4) twice only for a moment.  
When the switch (4) is pushed down once only for a moment, the track currently being played will start from the beginning again.

### **Fast forwarding/Rewinding a track**

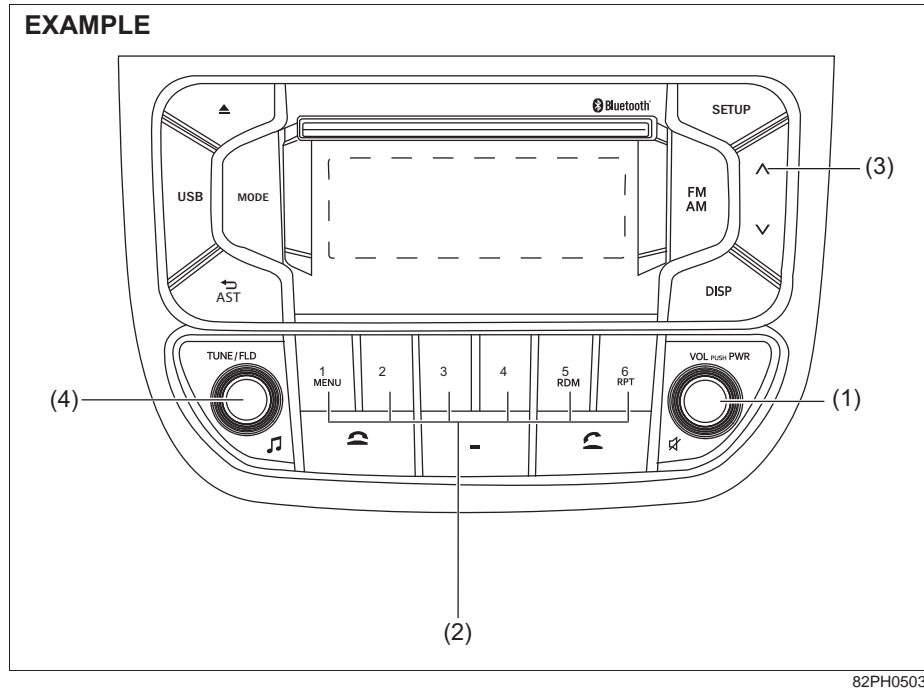
- To fast forward, press “^” of the switch (4) for 1 second or longer.
- To fast rewind, press “v” of the switch (4) for 1 second or longer.



## OTHER CONTROLS AND EQUIPMENT

### Anti-Theft Feature

#### EXAMPLE



82PH05032



## OTHER CONTROLS AND EQUIPMENT

The anti-theft function is intended to discourage thefts, such as that the audio system becomes inoperable when it is installed on other vehicles.

This function works by entering a Personal Identification Number (PIN).

When the unit is disconnected from its power source, such as when the audio system is removed or the battery is disconnected, the unit will become inoperable until the PIN is reentered.

### Setting the Anti-Theft Function



- 1) Long press the VOL PUSH POWER,  knob (1) to power off.
- 2) Hold down the buttons numbered [1] and [6] of the Preset buttons (2) simultaneously, "SECURITY" will be displayed.
- 3) Press the Up button (3) and the button numbered [1] of the Preset buttons (2) simultaneously.
- 4) Enter a 4-digit number to be registered as PIN using the buttons numbered [1] - [4] of the Preset buttons (2).
- 5) Hold down the TUNE FOLDER,  knob (4) for 1 second or longer to set the anti-theft function. "Complete" will be displayed".

#### NOTE:

Take a note of the registered PIN and keep it for the future use.

### Canceling the anti-theft feature

To cancel the anti-theft function, delete the registered PIN.


- 1) Long press the VOL PUSH POWER,  knob (1) to power off.
- 2) Hold down the buttons numbered [1] and [6] of the Preset buttons (2) simultaneously, "PIN ENTRY" will be displayed.
- 3) Press the Up button (3) and the button numbered [1] of the Preset buttons (2) simultaneously.
- 4) Enter a 4-digit number to be registered as PIN using the buttons numbered [1] - [4] of the Preset buttons (2).
- 5) Hold down the TUNE FOLDER,  knob (4) for 1 second or longer to delete the registered PIN. The indication "----" will be displayed and the anti-theft function will be canceled.

#### NOTE:

To change your PIN, first delete your current PIN, then set a new one.

### Confirming the Personal Identification Number (PIN)

When the main power source is disconnected such as when the battery is replaced, etc, it is required to enter the PIN to make the unit operable again.

- 1) Set the ignition switch to the "ACC" position.  
"SECURITY" will be displayed.
- 2) Press the Up button (3) and the button numbered [1] of the Preset buttons (2) simultaneously.
- 3) Enter a 4-digit number to be registered as PIN using the buttons numbered [1] - [4] of the Preset buttons (2).
- 4) Hold down TUNE FOLDER,  knob (4) for 1 second or longer.

When the PIN same as registered is entered, the power of the audio system will be turned off automatically and it will become operable again.

#### NOTE:

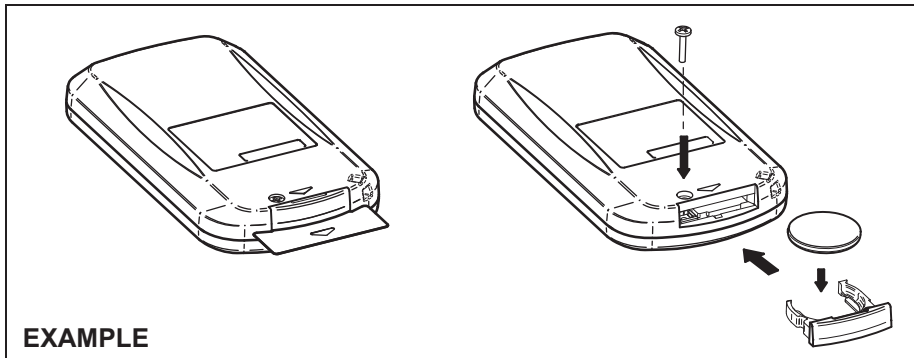
If an incorrect PIN is entered, "ERROR" and the total number of incorrect entry attempts will be displayed.

If an incorrect PIN is entered 10 times, "HELP" will be displayed and the audio system will become inoperable.

## OTHER CONTROLS AND EQUIPMENT

### Battery Installation

Install a lithium battery (CR2025) with the poles facing the correct direction.



#### Battery replacement timing

- When battery power is depleted, the button may not be operable. If the remote controller does not operate, replace the battery and check the operation.

#### Caution on battery

- Be sure to follow the instructions to prevent battery leakage, over-heating, ignition or explosion.

#### ⚠ WARNING

- Do not expose the battery to flame. Do not short circuit, disassemble, or heat the battery.
- Do not charge the battery.
- Use the specified type battery.
- Keep the button-shaped battery away from children to prevent accidental swallowing.
- If the battery is swallowed, contact a doctor immediately.

#### ⚠ CAUTION

- Install the battery with the poles facing the correct direction.
- When not in use for a long period of time, or if the battery is dead, remove the battery from the remote controller.

If battery leakage has occurred, wipe the container first then install a new battery. If the battery solution contacts the skin, wash off with water completely.

## OTHER CONTROLS AND EQUIPMENT

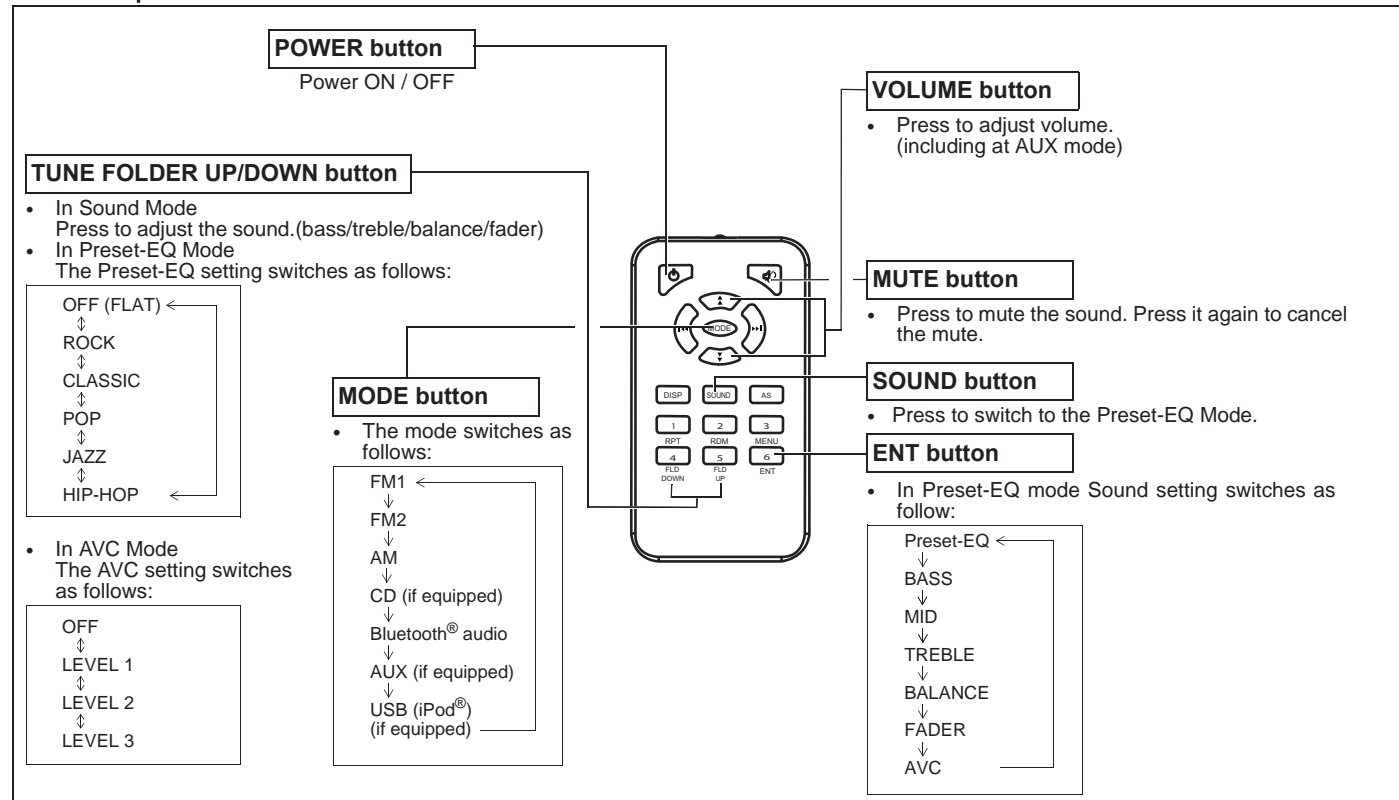
---

### Caution on Remote Controller

- Do not leave the remote controller in an area exposed to direct sunlight, such as on the dashboard or steering wheel. The remote controller may deform because of the heat, (Be especially careful of the dashboard exposed to direct sunlight in the summer, as it will become extremely hot).
- When the vehicle is parked in an area exposed to direct sunlight, Ensure the remote controller is placed in an area not exposed to direct sunlight. For example: Glove box.  
Under direct sunlight, signal reception from the remote controller weakens. If this happens, hold the remote controller close to the signal receptor on the front panel.

## OTHER CONTROLS AND EQUIPMENT

### Remote Controller Common operations



## OTHER CONTROLS AND EQUIPMENT

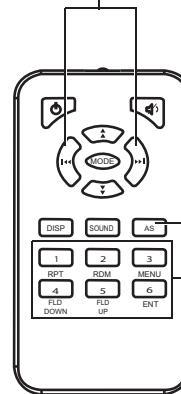
### Radio operations

#### SEEK TRACK UP/DOWN button

- Press to select the radio station.

#### AS button

- Press to return to the last received frequency in the previous auto store mode.
- Press it for 2 seconds or longer. It selects the stations with the stronger signals and stores them in order.



#### PRESET buttons (1-6)

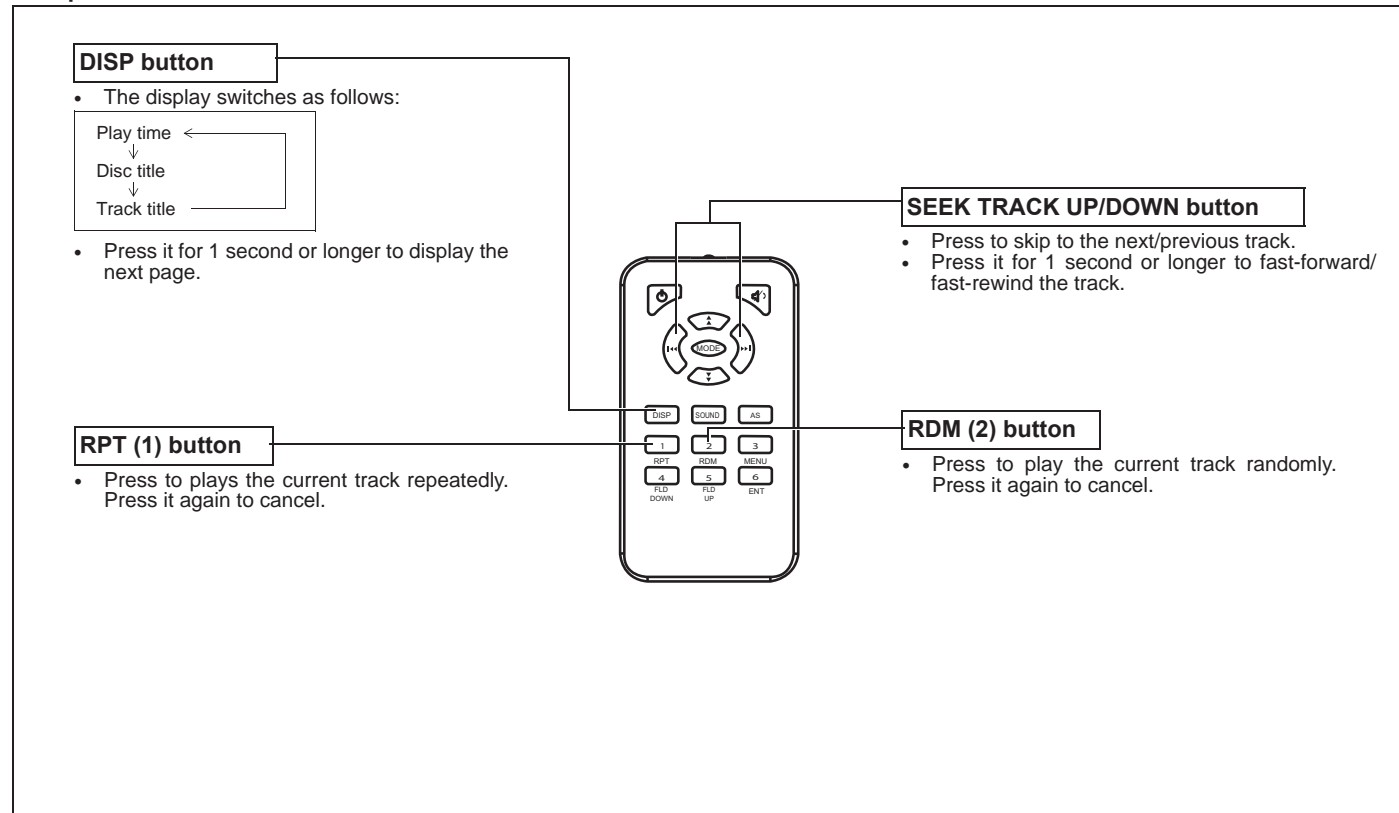
- Press to select the desired preset station.

#### NOTE:

*When there are fewer than 6 stations that can be stored even if 1 round of auto store operation is performed, no station will be stored at the remaining preset buttons.*

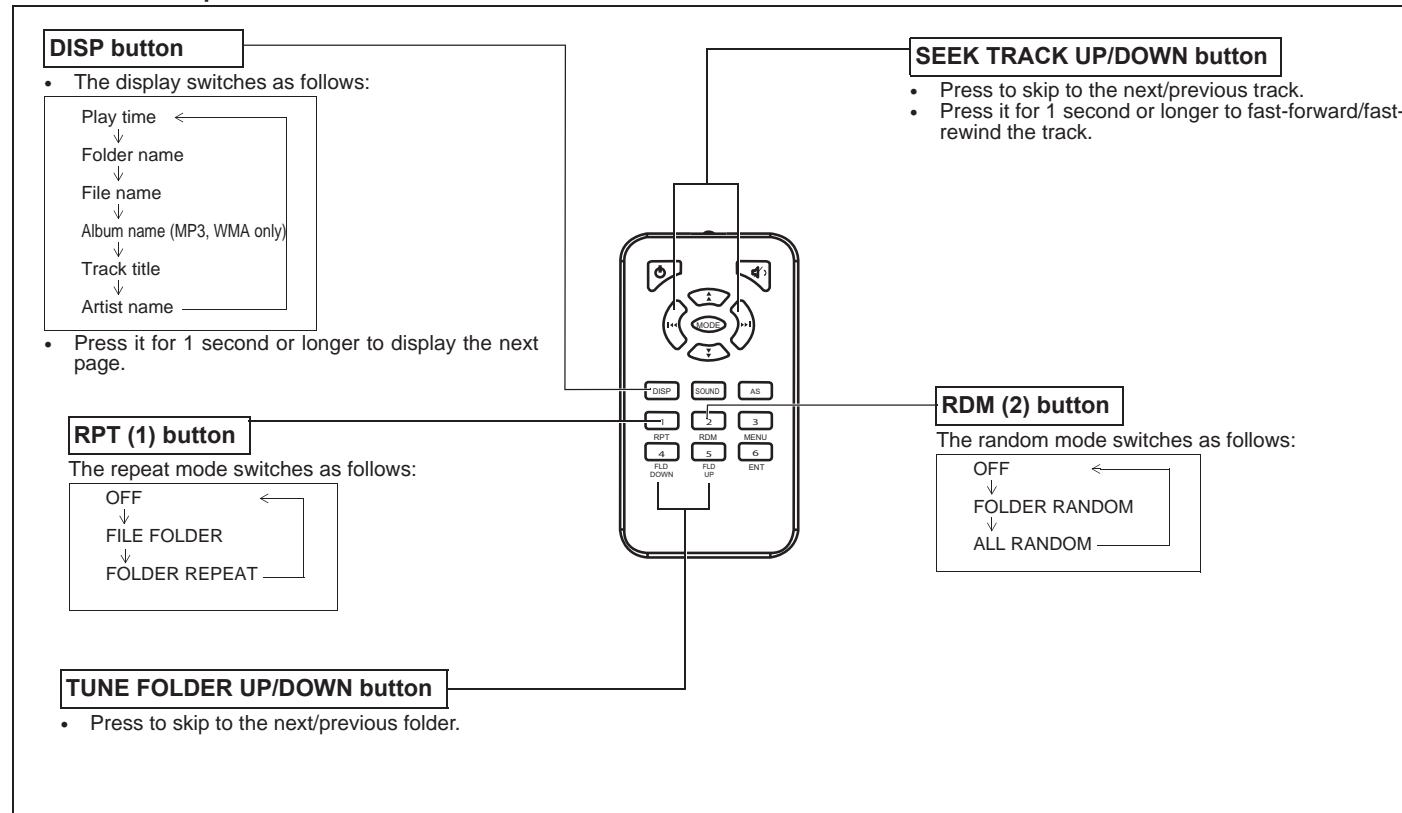
## OTHER CONTROLS AND EQUIPMENT

### CD operations



## OTHER CONTROLS AND EQUIPMENT

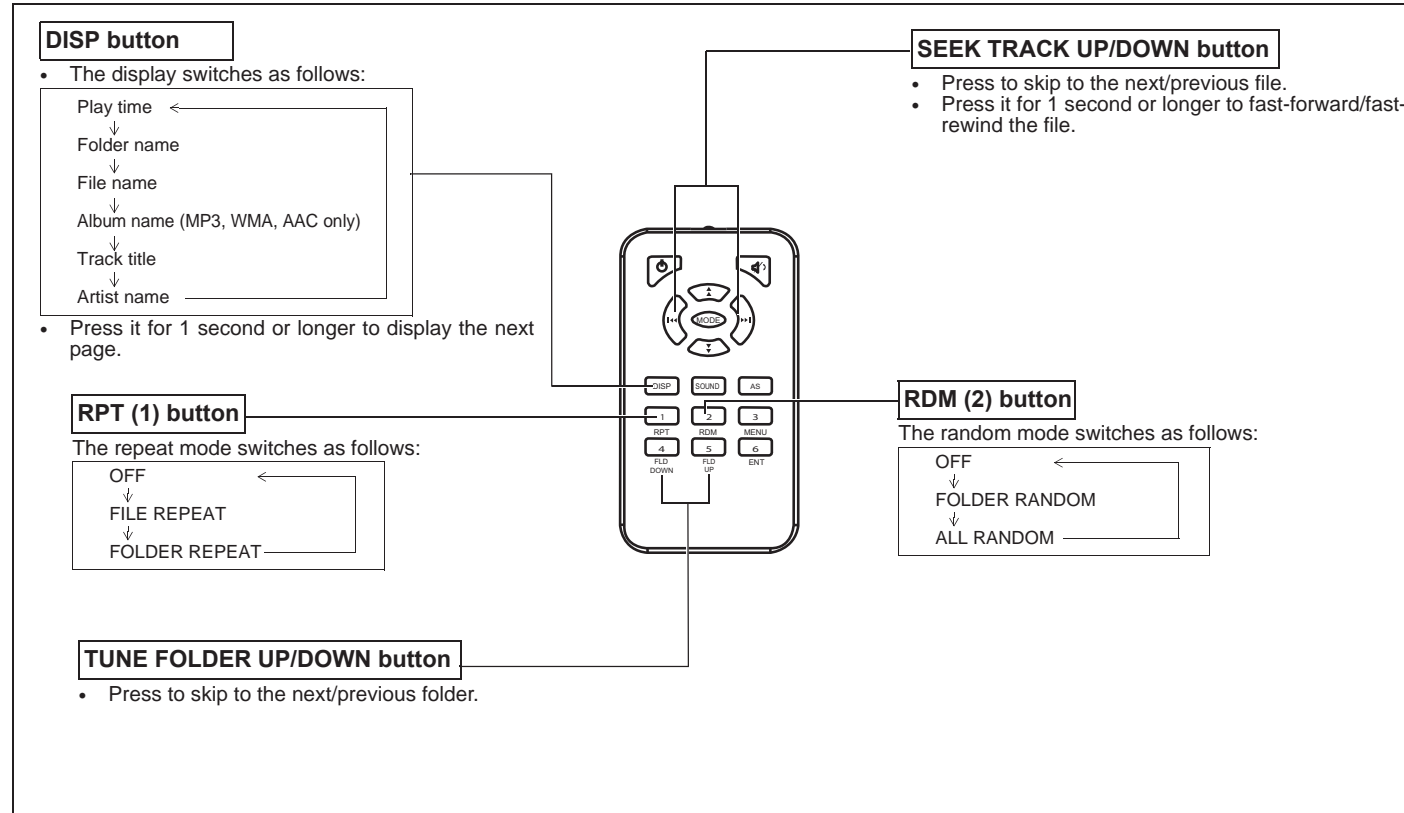
### MP3/WMA Disc operations





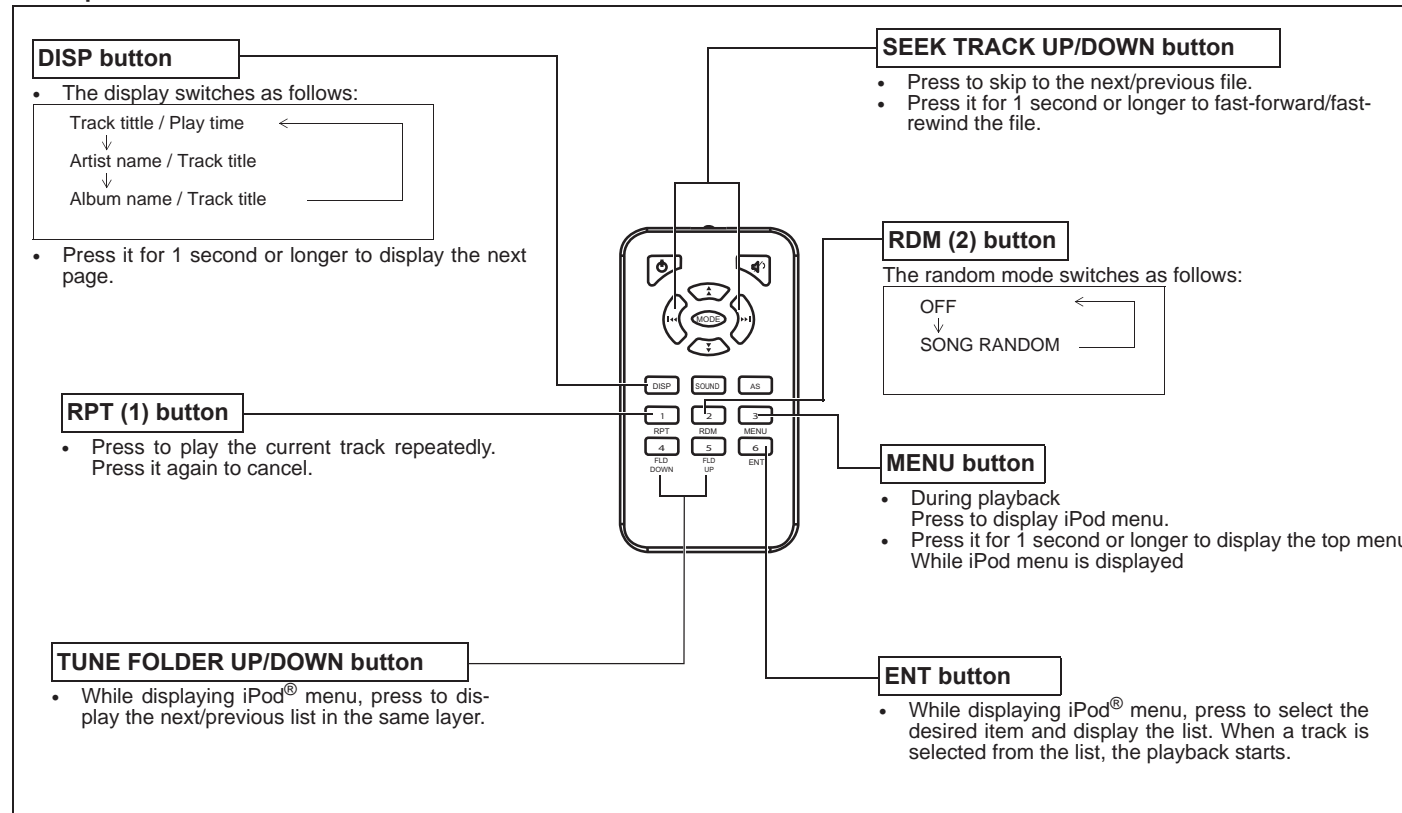
## OTHER CONTROLS AND EQUIPMENT

### USB operations



## OTHER CONTROLS AND EQUIPMENT

### iPod operations



## OTHER CONTROLS AND EQUIPMENT

### Troubleshooting

When encountered a problem, check and follow the instructions as described below.

If the described suggestions do not solve the problem, it is recommended to take the unit to your authorised Maruti Suzuki workshop.

| Problem | Possible cause | Possible solution |
|---------|----------------|-------------------|
|---------|----------------|-------------------|

#### Common

|   |                              |  |
|---|------------------------------|--|
| Unable to operate   | The security function is on. | When "SECURITY" is displayed, enter the ID.<br>When "HELP" is displayed, contact your authorised Maruti Suzuki workshop. |
| Unable to turn on the power (no sound).<br>(No sound is produced) | Fuse is blown.               | Contact your authorised Maruti Suzuki workshop.  |

#### Radio

|                                  |   |                                     |
|----------------------------------|---|-------------------------------------|
| High noise                       | It may not be exactly tuned in to the station.            | Tune it in exactly to the station.  |
| Unable to receive by auto tuning | There may be no station emitting signals powerful enough. | Pick up a station by manual tuning. |

#### CD

|                               |  |  |
|-------------------------------|--|--|
| Sound skips or noise produced | The disc is dirty.                         | Wipe the disc with a soft cloth.                                   |
|                               | The disc has a major scratch or is warped. | Replace the disc with the one with no scratch and also not warped. |

## OTHER CONTROLS AND EQUIPMENT

| Problem | Possible cause | Possible solution |
|---------|----------------|-------------------|
|---------|----------------|-------------------|

### MP3/WMA/AAC

|                               |  |  |
|-------------------------------|--|--|
| No playback                   | The disc contains unsupported formatted data.                        | Check the file format.                   |
| Sound skips or noise produced | Sound skipping may occur when playing VBR (Variable Bit Rate) files. | It is not recommended to play VBR files. |

### USB

|   |  |  |
|---|--|--|
| Playback does not start when the USB device is connected. | There is no supported format file to play on this unit.  | Check the file format.   |
|   | The current consumption of the USB device exceeds 1.0 A. | Use an USB device with a current consumption lower than 1.0 A. |

### Bluetooth®

|  |   |  |
|--|---|--|
| Pairing failed   | The distance between this unit and the Bluetooth® ready device is too far, or a metallic object may be located between the Bluetooth® ready device and this unit. | Change the location of the Bluetooth® ready device.  |
|  | The Bluetooth® function of the Bluetooth® ready device is off.  | Refer to the manual of the Bluetooth® ready device. (Some devices have the power saving function that automatically activates after a certain time.) |
| Unable to receive a call.  | Your current location may be out of service area.   | Drive your vehicle to the service area of the phone.   |
| The voice quality of hands-free is low (Distortion, noise etc.). | Another wireless device may be located near the unit.   | Switch off the wireless device or keep it away from the unit.  |

## OTHER CONTROLS AND EQUIPMENT

### Error Display Messages

| Display | Possible cause | Possible solution |
|---------|----------------|-------------------|
|---------|----------------|-------------------|

#### CD

|                 |   |  |
|-----------------|---|--|
| <b>ERROR 1</b>  | CD Error<br>- Data Error & Mount Error (due to scratch)<br>- Unsupported UDF<br>- Open Session Disc | Check the CD   |
| <b>ERROR 2</b>  | CD Error<br>- Load Fail<br>- Eject Fail   | When the CD is in the unit, press the CD eject button to remove the disc.<br>When the disc cannot be ejected, Press the CD eject for 4-5 seconds |
| <b>NO MUSIC</b> | There is no playable file on CD   | Check the CD   |

#### USB/iPod®

|   |  |   |
|---|--|---|
| <b>ERROR 1</b>  | USB Mount Error<br>- Unsupported File-System<br>- Fail to read file<br>- Fail to read folder                     | Check the connection of the USB device.                           |
| <b>ERROR 2</b>  | USB device Error   | Unplug the USB device and plug it again.<br>Check the USB device. |
| <b>ERROR 2 and random indicator "USB" is blinking</b> | When MTP supported device (Smart phone) is connected via USB and if the device (Smart phone) is security locked. | Unlock the device (Smart phone)                                   |
| <b>NO MUSIC</b>                                       | There is no playable file on USB & I-pod   | Check the USB device.   |

## OTHER CONTROLS AND EQUIPMENT

| Display | Possible cause | Possible solution |
|---------|----------------|-------------------|
|---------|----------------|-------------------|

### Bluetooth®

|                   |  |                                     |
|-------------------|--|-------------------------------------|
| Connection Failed | Failed to establish pairing            | Try to establish the pairing again. |
| NO MUSIC          | There is no playable file on BT device | Check the BT device                 |

VEHICLE LOADING AND TOWING

Vehicle Loading ..... 6-1  
Trailer Towing ..... 6-1



54G215

## VEHICLE LOADING AND TOWING

### Vehicle Loading

Your vehicle was designed for specific weight capacities. The weight capacities of your vehicle are indicated by the Gross Vehicle Weight Rating (GVWR) and the Permissible maximum Axle Weight (PAW, front and rear). The GVWR and PAW (front and rear) are listed in the "SPECIFICATIONS" section.

GVWR – Maximum permissible overall weight of the fully loaded vehicle (including all the occupants, accessories and cargo plus the trailer nose weight if towing a trailer).

PAW – (Front and Rear) Maximum permissible weight on an individual axle.

Actual weight of the loaded vehicle and actual loads at the front and rear axles can only be determined by weighing the vehicle. Compare these weights to the GVWR and PAW (front and rear). If the gross vehicle weight or the load on either axle exceeds these ratings, you must remove enough weight to bring the load down to the rated capacity.

#### ⚠ WARNING

**Never overload your vehicle. The gross vehicle weight (sum of the weights of the vehicle, all the occupants, accessories, cargo plus trailer nose weight if towing a trailer) must never exceed the Gross Vehicle Weight Rating (GVWR). In addition, never distribute a load so that the weight on either the front or rear axle exceeds the Permissible maximum Axle Weight (PAW).**


#### ⚠ WARNING

**Always distribute cargo evenly. To avoid personal injury or damage to your vehicle, always secure cargo to prevent it from shifting if the vehicle moves suddenly. Place heavier objects on the floor and as far forward in the cargo area as possible. Never pile cargo higher than the top of the seat backs.**

### Trailer Towing

Your vehicle was originally designed to carry people and a normal amount of cargo, not to tow a trailer. MARUTI SUZUKI does not recommend that you use your vehicle to tow a trailer. Towing a trailer can adversely affect handling, durability, and fuel economy.


#### EXAMPLE



82PM06001



INSPECTION AND MAINTENANCE




82PM07035

|                                     |      |
|-------------------------------------|------|
| Maintenance Schedule .....          | 7-2  |
| Periodic Maintenance Schedule ..... | 7-2  |
| Drive Belt .....                    | 7-6  |
| Engine Oil and Filter .....         | 7-6  |
| Engine Coolant .....                | 7-9  |
| Air Cleaner .....                   | 7-11 |
| Gear Oil .....                      | 7-11 |
| Clutch Pedal .....                  | 7-12 |
| Fuel Filter .....                   | 7-12 |
| Brakes .....                        | 7-13 |
| Steering .....                      | 7-15 |
| Tires .....                         | 7-15 |
| Battery .....                       | 7-18 |
| Fuses .....                         | 7-20 |
| Headlight Aiming.....               | 7-23 |
| Bulb Replacement .....              | 7-23 |
| Wiper Blades .....                  | 7-31 |
| Windshield Washer Fluid .....       | 7-34 |
| Air Conditioning System .....       | 7-34 |

## INSPECTION AND MAINTENANCE

### EXAMPLE



82PM03004

### ⚠ WARNING

You should take extreme care when working on your vehicle to prevent accidental injury. Here are a few precautions that you should be especially careful to observe:

(Continued)

### ⚠ WARNING

(Continued)

- To prevent damage or unintended activation of the air bag system or seat belt pretensioner system, be sure the battery is disconnected and the ignition switch has been in the "LOCK" position or the ignition mode has been LOCK (OFF) for at least 90 seconds before performing any electrical service work on your MARUTI SUZUKI. Do not touch air bag system components, seat belt pretensioner system components or wires.

The wires are wrapped with yellow tape or yellow tubing, and the couplers are yellow for easy identification.

- Do not leave the engine running in garages or other confined areas.
- When the engine is running, keep hands, clothing, tools, and other objects away from the fan and drive belt. Even though the fan may not be moving, it can automatically turn on without warning.

(Continued)

### ⚠ WARNING

(Continued)

- When it is necessary to do service work with the engine running, make sure that the parking brake is set fully and the transaxle is in Neutral.
- Do not touch ignition wires or other ignition system parts when starting the engine or when the engine is running, or you could receive an electric shock.
- Be careful not to touch a hot engine, exhaust manifold and pipes, muffler, radiator and water hoses.
- Do not allow smoking, sparks, or flames around fuel or the battery. Flammable fumes are present.
- Do not get under your vehicle if it is supported only with the portable jack provided in your vehicle.
- Be careful not to cause accidental short circuits between the positive and negative battery terminals.
- Keep used oil, coolant, and other fluids away from children and pets. Dispose of used fluids properly; never pour them on the ground, into sewers, etc.

## INSPECTION AND MAINTENANCE

### Maintenance Schedule

The following table shows the times when you should perform regular maintenance on your vehicle. This table shows in kilometers and months when you should perform inspections, adjustments, lubrication and other services.



#### WARNING

**MARUTI SUZUKI recommends that maintenance on your vehicle should be performed by authorised Maruti Suzuki workshop Service station.**

#### NOTICE

**Whenever it becomes necessary to replace parts on your vehicle, it is recommended that you use MARUTI genuine replacement parts or their equivalent.**

### Periodic Maintenance Schedule

“C”: Clean

“R”: Replace or Change

“I”: Inspect, clean, adjust, lubricate or replace as necessary

“L”: Lubricate

“T”: Tighten to Specified Torque

“O”: Rotate

#### NOTE:

*This table includes services as scheduled up to 80,000 km mileage. Beyond 80,000 km, carry out the same services at the same intervals respectively.*

## INSPECTION AND MAINTENANCE

| Interval: This interval should be judged by odometer reading or months, whichever comes first. |  | FREE INSPECTION  |  |   | PERIODIC MAINTENANCE AT COST |    |    |    |    |    |    |    |
|--|--|--|--|---|------------------------------|----|----|----|----|----|----|----|
|  |  | km (x1000)   | 1  | 5 | 10                           | 20 | 30 | 40 | 50 | 60 | 70 | 80 |
|  |  | months   | 1  | 6 | 12                           | 24 | 36 | 48 | 60 | 72 | 84 | 96 |
| ENGINE   |  |  |  |   |                              |    |    |    |    |    |    |    |
| 1-1  | Engine Coolant (Level, Leakage)                                      | I  | I  | I | R                            | I  | R  | I  | R  | I  | R  |    |
| 1-2  | Engine oil, engine oil filter and drain plug gasket (Level, Leakage) | –  | –  | R | R                            | R  | R  | R  | R  | R  | R  |    |
| 1-3  | Cooling system hoses and connections (Leakage and Damage)            | I  | I  | I | I                            | I  | I  | I  | I  | I  | I  |    |
| 1-4  | Engine mounting and manifold fixing (Loose, Damage)                  | –  | –  | I | –                            | I  | –  | I  | –  | I  | –  |    |
| 1-5  | Exhaust System (Noise, Leakage etc.)                                 | –  | I  | – | I                            | –  | I  | –  | I  | –  | I  |    |
| 1-6  | Exhaust Gas Recirculation Valve                                      | –  | –  | – | –                            | C  | –  | –  | C  | –  | –  |    |
| FUEL   |  |  |  |   |                              |    |    |    |    |    |    |    |
| 2-1.   | Air cleaner filter element   | Paved-road   | Clean after 10,000 KM. Replace after every 40,000 KM.  |   |                              |    |    |    |    |    |    |    |
|  |  | Dusty Condition  | Clean after 2,500 KM or as required. Replace after every 40,000 KM. Replace more frequently if dust condition is severe. |   |                              |    |    |    |    |    |    |    |
| 2-2.   | Fuel tank cap, fuel lines and connections (Leakage and Damage)       | –  | I  | – | –                            | –  | I  | –  | –  | –  | I  |    |
| 2-3.   | Fuel Filter and Water Draining                                       | I  | I  | I | R                            | I  | R  | I  | R  | I  | R  |    |
| CLUTCH AND TRANSMISSION  |  |  |  |   |                              |    |    |    |    |    |    |    |
| 3-1.   | Clutch fluid (level, leakage)  | I  | I  | I | R                            | I  | R  | I  | R  | I  | R  |    |
| 3-2.   | Clutch slipping (Dragging or Excess Damage)                          | I  | I  | I | I                            | I  | I  | I  | I  | I  | I  |    |
| 3-3.   | Manual Transmission Oil (Level, Leakage)                             | Replace at 1,60,000 km or 10 years whichever comes first |  |   |                              |    |    |    |    |    |    |    |
|  |  | I  | I  | I | I                            | I  | I  | I  | I  | I  | I  |    |
| 3-4.   | Gear shifter (Operation)   | I  | I  | I | I                            | I  | I  | I  | I  | I  | I  |    |
| DRIVE SHAFT  |  |  |  |   |                              |    |    |    |    |    |    |    |
| 4-1.   | Drive shaft noise  | I  | I  | I | I                            | I  | I  | I  | I  | I  | I  |    |
| 4-2.   | Drive shaft boot (Boot damage)                                       | –  | I  | I | I                            | I  | I  | I  | I  | I  | I  |    |
| BRAKE  |  |  |  |   |                              |    |    |    |    |    |    |    |
| 5-1.   | Brake Fluid (Level, Leakage)   | I  | I  | I | R                            | I  | R  | I  | R  | I  | R  |    |
| 5-2.   | Brake pedal (Pedal - floor carpet clearance)                         | I  | I  | I | I                            | I  | I  | I  | I  | I  | I  |    |
| 5-3.   | Parking brake lever and cable (Play, damage)                         | I  | I  | I | I                            | I  | I  | I  | I  | I  | I  |    |
| 5-4.   | Brake disc and pad (Wear)  | –  | I  | I | I                            | I  | I  | I  | I  | I  | I  |    |
| 5-5.   | Brake drum and shoes (Wear)  | –  | –  | I | I                            | I  | I  | I  | I  | I  | I  |    |

## INSPECTION AND MAINTENANCE

| Interval: This interval should be judged by odometer reading or months, whichever comes first. |  | FREE INSPECTION |   |     | PERIODIC MAINTENANCE AT COST |     |     |     |     |     |     |     |
|--|--|-----------------|---|-----|------------------------------|-----|-----|-----|-----|-----|-----|-----|
|  |  | km (x1000)      | 1 | 5   | 10                           | 20  | 30  | 40  | 50  | 60  | 70  | 80  |
|  |  | months          | 1 | 6   | 12                           | 24  | 36  | 48  | 60  | 72  | 84  | 96  |
| 5-6.   | Master cylinder, wheel cylinder and caliper piston (Fluid leakage, boot/seal damage) |                 | I | I   | I                            | I   | I   | I   | I   | I   | I   | I   |
| 5-7.   | Brake hoses and pipes (Fluid leakage, damage)  |                 | I | I   | I                            | I   | I   | I   | I   | I   | I   | I   |
| WHEEL  |  |                 |   |     |                              |     |     |     |     |     |     |     |
| 6-1.   | Tyres (air pressure, abnormal wear, crack and rotation)                              |                 | I | I&O | I&O                          | I&O | I&O | I&O | I&O | I&O | I&O | I&O |
| 6-2.   | Wheels (Damage)  |                 | I | I   | I                            | I   | I   | I   | I   | I   | I   | I   |
| 6-3.   | Front/Rear wheel bearing (Loose, damage)   |                 | I | I   | I                            | I   | I   | I   | I   | I   | I   | I   |
| FRONT / REAR SUSPENSION  |  |                 |   |     |                              |     |     |     |     |     |     |     |
| 7-1.   | Suspension strut (Oil leakage, damage)   |                 | I | I   | I                            | I   | I   | I   | I   | I   | I   | I   |
| 7-2.   | Suspension arms / Knuckle support and Torsion rods (Loose, damage)                   |                 | – | I   | I                            | I   | I   | I   | I   | I   | I   | I   |
| 7-3.   | Rear spring (Damage)   |                 | I | I   | I                            | I   | I   | I   | I   | I   | I   | I   |
| 7-4.   | Shock absorbers (Oil leakage, damage)  |                 | I | I   | I                            | I   | I   | I   | I   | I   | I   | I   |
| 7-5.   | All bolts and nuts (Loose)   |                 | – | T   | T                            | T   | T   | T   | T   | T   | T   | T   |
| STEERING   |  |                 |   |     |                              |     |     |     |     |     |     |     |
| 8-1.   | Steering wheel (Play, loose)   |                 | I | I   | I                            | I   | I   | I   | I   | I   | I   | I   |
| 8-2.   | Steering column and tie rods (Loose, damage, wear)                                   |                 | I | I   | I                            | I   | I   | I   | I   | I   | I   | I   |
| 8-3.   | Tilt steering (Operation)  |                 | I | I   | I                            | I   | I   | I   | I   | I   | I   | I   |
| ELECTRICAL   |  |                 |   |     |                              |     |     |     |     |     |     |     |
| 9-1.   | Battery electrolyte (Level, leakage) and voltage                                     |                 | I | I   | I                            | I   | I   | I   | I   | I   | I   | I   |
| 9-2.   | Wiring harness connection (Loose, damage)  |                 | – | I   | I                            | I   | I   | I   | I   | I   | I   | I   |
| 9-3.   | Lighting system (Operation, stains, damage)  |                 | I | I   | I                            | I   | I   | I   | I   | I   | I   | I   |
| 9-4.   | Wiper (Operation)  |                 | I | I   | I                            | I   | I   | I   | I   | I   | I   | I   |
| 9-5.   | Horn (Operation)   |                 | I | I   | I                            | I   | I   | I   | I   | I   | I   | I   |
| 9-6.   | AUX, USB and accessory socket (if equipped) (Operation)                              |                 | – | I   | I                            | I   | I   | I   | I   | I   | I   | I   |
| BODY   |  |                 |   |     |                              |     |     |     |     |     |     |     |
| 10-1.  | All chassis bolts and nuts (Tighten)   |                 | – | I   | T                            | T   | T   | T   | T   | T   | T   | T   |
| 10-2.  | All latches, hinges and locks (Function)   |                 | I | I&L | I&L                          | I&L | I&L | I&L | I&L | I&L | I&L | I&L |

## INSPECTION AND MAINTENANCE

| Interval: This interval should be judged by odometer reading or months, whichever comes first. |  | FREE INSPECTION |   |   | PERIODIC MAINTENANCE AT COST |    |    |    |    |    |    |    |
|--|--|-----------------|---|---|------------------------------|----|----|----|----|----|----|----|
|  |  | km (x1000)      | 1 | 5 | 10                           | 20 | 30 | 40 | 50 | 60 | 70 | 80 |
|  |  | months          | 1 | 6 | 12                           | 24 | 36 | 48 | 60 | 72 | 84 | 96 |
| ROAD TEST  |  |                 |   |   |                              |    |    |    |    |    |    |    |
| 11-1.  | Operation of Brakes, gear shifting and speedometer |                 | I | I | I                            | I  | I  | I  | I  | I  | I  | I  |
| 11-2.  | Body and chassis noise                             |                 | I | I | I                            | I  | I  | I  | I  | I  | I  | I  |
| AIR CONDITIONER  |  |                 |   |   |                              |    |    |    |    |    |    |    |
| 12-1.  | Check belt tension                                 |                 | I | I | I                            | I  | I  | I  | I  | I  | I  | I  |
| 12-2.  | Tighten compressor mounting bolt                   |                 | – | T | T                            | T  | T  | T  | T  | T  | T  | T  |
| 12-3.  | All hose joint (Check, tighten)                    |                 | I | I | I                            | I  | I  | I  | I  | I  | I  | I  |
| 12-4.  | Check functioning of Recirculating flap            |                 | I | I | I                            | I  | I  | I  | I  | I  | I  | I  |
| 12-5.  | Clean condenser with low pressure water            |                 | – | C | C                            | C  | C  | C  | C  | C  | C  | C  |
| 12-6.  | Check belt for frayed edges                        |                 | I | I | I                            | I  | I  | I  | I  | I  | I  | I  |
| 12-7.  | Check all mounting bolts                           |                 | I | I | I                            | I  | I  | I  | I  | I  | I  | I  |
| 12-8.  | Air conditioner filter element                     |                 | I | I | I                            | I  | R  | I  | I  | R  | I  | I  |

## INSPECTION AND MAINTENANCE

### Drive Belt

#### **⚠ WARNING**

**When the engine is running, keep hands, hair, clothing, tools, etc. away from the moving fan and drive belts.**

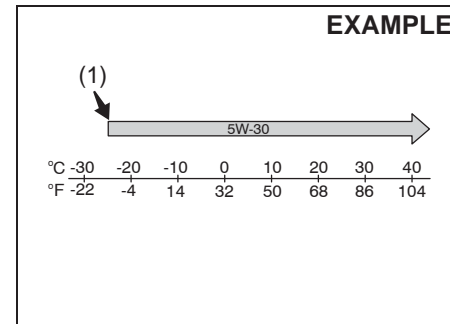
The belts should also be examined to ensure that they are not damaged.

The drive belts tension get adjusted automatically.

If you need to replace or adjust the belt have it done by an authorised Maruti Suzuki workshop.

### Engine Oil and Filter

#### Specified Oil



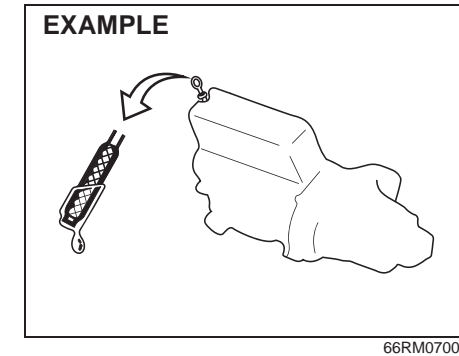
(1) Preferred

Be sure that the engine oil you use comes under the quality classification of ACEA A5/B5. Select the appropriate oil viscosity according to the above chart.

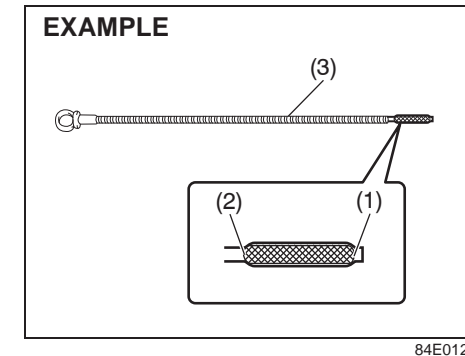
SAE 5W-30 is the best choice for good fuel economy, and good starting in cold weather.

### Oil Level Check

#### EXAMPLE



#### EXAMPLE



- (1) MIN
- (2) MAX
- (3) Engine oil dipstick

## INSPECTION AND MAINTENANCE

It is important to keep the engine oil at the correct level for proper lubrication of your vehicle's engine. Check the oil level with the vehicle on a level surface. The oil level indication may be inaccurate if the vehicle is on a slope. The oil level should be checked either before starting the engine or at least 5 minutes after stopping the engine.

The handle of the engine oil dipstick is coloured yellow for easy identification.

Pull out the oil dipstick, wipe oil off with a clean cloth, insert the dipstick all the way into the engine, then remove it again. The oil on the stick should be between the MAX and MIN limits shown on the stick. If the oil level indication is near the lower limit, add enough oil to raise the level to the upper limit.

### NOTICE

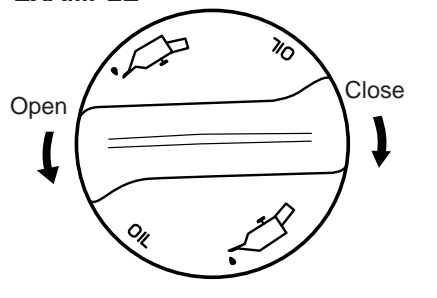
**Failure to check the oil level regularly could lead to serious engine trouble due to insufficient oil.**

### NOTICE

**Do not top up the oil over the MAX limit. Too much oil causes serious engine trouble.**

## Refilling

### EXAMPLE



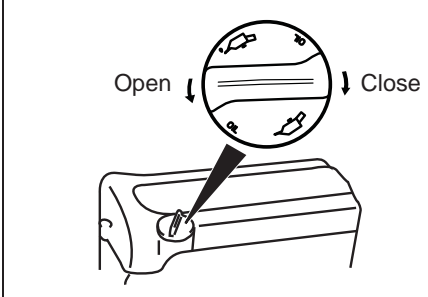
82PM07001

Remove the oil filler cap and pour oil slowly through the filler hole to bring the oil level to the upper limit on the dipstick. Be careful not to overfill. Too much oil is almost as bad as too little oil. After refilling, start the engine and allow it to idle for about a minute. Stop the engine, wait about 5 minutes and check the oil level again.

## Changing Engine Oil and Filter

Drain the engine oil while the engine is still warm.

### EXAMPLE



82PM07002

- 1) Remove the oil filler cap.
- 2) Place a drain pan under the drain plug.
- 3) Using a wrench, remove the drain plug and drain out the engine oil.


### CAUTION

**The engine oil temperature may be high enough to burn your fingers when the drain plug is loosened. Wait until the drain plug is cool enough to touch with your bare hands.**



## INSPECTION AND MAINTENANCE

### EXAMPLE



68PH00705

**Tightening torque for drain plug**  
**20 Nm (2.0 kg-m, 14.8 lb-ft)**

### ⚠ WARNING

Engine oil can be hazardous. Children and pets may be harmed by swallowing new or used oil. Keep new and used oil and used oil filters away from children and pets. Repeated, prolonged contact with used engine oil may cause skin cancer. Brief contact with used oil may irritate skin.

(Continued)

### ⚠ WARNING

(Continued)

To minimize your exposure to used oil, wear a long-sleeve shirt and moisture-proof gloves (such as dish-washing gloves) when changing oil. If oil contacts your skin, wash thoroughly with soap and water. Launder any clothing or rags if wet with oil. Recycle or properly dispose of used oil and filters.

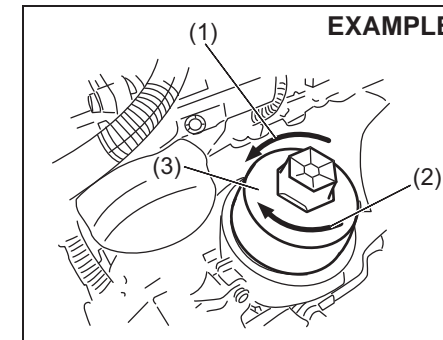
- 4) Reinstall the drain plug with the new gasket. Tighten the plug with a wrench to the specified torque.

### Oil filter replacement

#### NOTE:

Since special procedures and tools are required, it is recommended that you take your vehicle to an authorised Maruti Suzuki workshop.

- 1) Using a socket or a ring spanner remove oil filter housing cover (3).



61M7001

- (1) Loosen
- (2) Tighten
- 2) Remove the old oil filter element and replace it with a new oil filter element.
- 3) Clean the surface of oil filter cap and replace the O-ring.
- 4) Tighten the oil filter housing cover on the oil filter housing using a socket or ring spanner to the specified torque.

## INSPECTION AND MAINTENANCE

Tightening torque for oil filter  
25 Nm (2.5 kg-m, 18.5 lb-ft)

### NOTICE

To prevent oil leakage, make sure that the oil filter is tight, but do not over-tighten it.

### Refill with Oil and Check for Leaks

- 1) Pour oil through the filler hole and install the filler cap.  
For the approximate capacity of the oil, refer to the "Capacities" item in the "SPECIFICATIONS" section.
- 2) Start the engine and look carefully for leaks at the oil filter and drain plug. Run the engine at various speeds for at least 5 minutes.
- 3) Stop the engine and wait about 5 minutes. Check the oil level again and add oil if necessary. Check for leaks again.

### NOTICE

- When replacing the oil filter, it is recommended that you use a genuine MARUTI genuine replacement filter. If you use an aftermarket filter, make sure it is of equivalent quality and follow the manufacturer's instructions.
- Oil leaks from around the oil filter or drain plug indicate incorrect installation or gasket damage. If you find any leaks or are not sure that the filter has been properly tightened, have the vehicle inspected by your authorised Maruti Suzuki workshop.

## Engine Coolant

### Selection of Coolant

To maintain optimum performance and durability of your engine, use MARUTI Genuine Coolant or equivalent.

This type of coolant is best for your cooling system as it:

- Helps maintain proper engine temperature.
- Gives proper protection against freezing and boiling.
- Gives proper protection against corrosion and rust.

Failure to use the proper coolant can damage your cooling system. Your authorised Maruti Suzuki workshop can help you select the proper coolant.

## INSPECTION AND MAINTENANCE

### NOTICE

To avoid damaging your cooling system:

- Always use a high quality ethylene glycol base non-silicate type coolant diluted with distilled water at the correct mixture concentration.
- Make sure that the proper mix is 50/50 coolant to distilled water and in no case higher than 70/30. Concentrations greater than 70/30 coolant to distilled water will cause overheating conditions.
- Do not use straight coolant nor plain water.
- Do not add extra inhibitors or additives. They may not be compatible with your cooling system.
- Do not mix different types of base coolants. Doing so may result in accelerated seal wear and/or the possibility of severe overheating and extensive engine damage.

### Coolant Level Check

Check the coolant level at the reservoir tank, not at the radiator. With the engine cool, the coolant level should be between the "FULL" and "LOW" marks.

### Adding Coolant

#### ⚠ WARNING

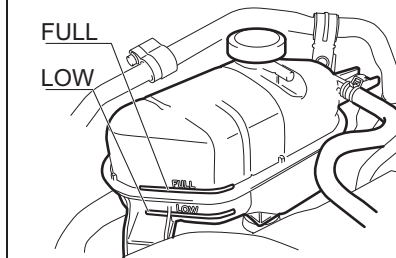
Swallowing engine coolant can cause severe injury or death. Inhaling coolant mist or vapors or getting coolant in your eyes could result in severe injury.

- Do not drink antifreeze or coolant solution. If swallowed, do not induce vomiting. Immediately contact a poison control center or a physician.
- Avoid inhaling coolant mist or hot vapors. If inhaled, remove to a fresh air area.
- If coolant gets in the eyes, flush with water and seek medical attention.
- Wash thoroughly after handling coolant.
- Keep engine coolant out of the reach of children and pets.

### NOTICE

- The mixture you use should contain 50% concentration of antifreeze.
- If the lowest ambient temperature in your area is expected to be  $-35^{\circ}\text{C}$  ( $-31^{\circ}\text{F}$ ) or below, use higher concentrations up to 60% following the instructions on the antifreeze container.

### EXAMPLE



61MM0A125

#### ⚠ WARNING

It is hazardous to remove the reservoir tank cap (degassing tank cap) for a diesel engine when the water temperature is high, because scalding fluid and steam may be blown out under pressure. Wait until the coolant temperature has lowered before removing the cap.

If the coolant level is below the "LOW" mark, more coolant should be added. When the engine is cool, remove the degassing tank cap by turning it anticlockwise slowly to release any pressure. And add coolant until the degassing tank level reaches the "FULL" mark. Never fill the degassing tank above the "FULL" mark.

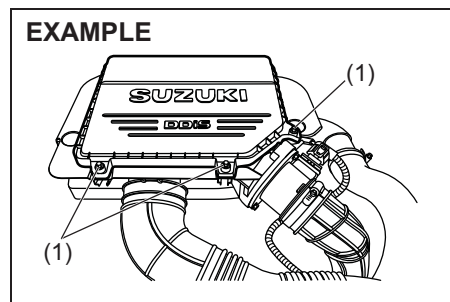
## INSPECTION AND MAINTENANCE

### Coolant Replacement

Since special procedures are required, we recommend you take your vehicle to your authorised Maruti Suzuki workshop for coolant replacement.

### Air Cleaner

If the air cleaner is clogged with dust, there will be greater intake resistance, resulting in decreased power output and increased fuel consumption.



82PM07003

Unscrew the mounting screws (1) and remove the element from the air cleaner case. If the element appears to be dirty clean the element or replace it with a new one as per periodic maintenance schedule. Ensure proper fitment of gasket after air cleaning element cleaning or replacement.

**Tightening torque (1):**  
**3 Nm (0.3 kg-m, 2.2 lb-ft)**

7-11

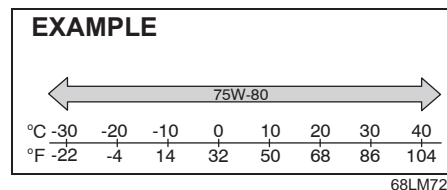
### Gear Oil

#### Manual Transaxle Oil / Auto Gear Shift Oil

When adding gear oil, use gear oil with the appropriate viscosity and grade as shown in the chart below.

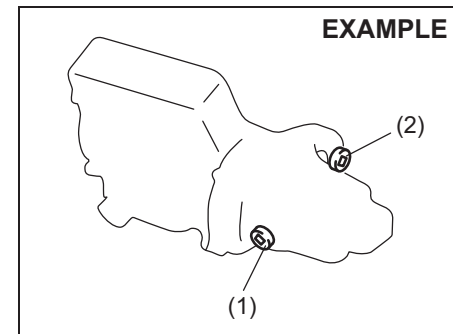
We highly recommend you use:  
"MARUTI GENUINE GEAR OIL **75W-80**"  
for manual transaxle gear oil / auto gear shift oil.

#### Manual transaxle oil / Auto Gear Shift oil



68LM728

### Gear Oil Level Check



82PM07030

- (1) Oil filler and level plug  
(for manual transaxle)
- (2) Oil filler and level plug  
(for Auto Gear Shift)

To check the gear oil level, use the following procedure:

- 1) Park the vehicle on a level surface with the parking brake applied. Then, stop the engine.
- 2) Remove the oil filler and level plug.
- 3) If gear oil flows from the plug hole, the oil level is correct. Reinstall the plug. If gear oil does not flow from the plug hole, add oil through the filler plug hole until oil flows a little from the plug hole.

## INSPECTION AND MAINTENANCE

### Tightening torque:

Manual Transaxle (1)  
21 Nm (2.1 kg-m, 15.5 lb-ft)  
Auto Gear Shift (2)  
21 Nm (2.1 kg-m, 15.5 lb-ft)

### CAUTION

After driving the vehicle, the transaxle oil temperature may be high enough to burn your skin. Wait until the oil filler plug is cool enough to touch with your bare hands before inspecting gear oil.

### NOTICE

When tightening the plug, apply the following sealing compound or equivalent to the plug threads to prevent oil leakage.

Manual transaxle sealant:  
MARUTI SUZUKI Bond No. "1216E"  
or "1217G"

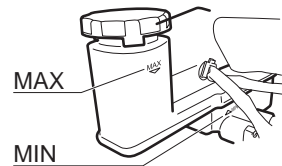
### Gear Oil Change

Since special procedures, materials and tools are required, it is recommended that you trust this job to your authorised Maruti Suzuki workshop.

### Clutch Pedal

#### Fluid Control Clutch (if equipped)

#### EXAMPLE



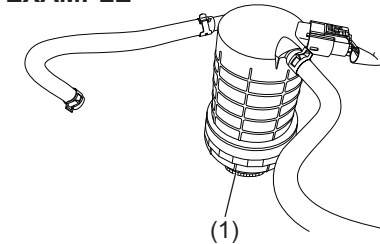
64MS141

Check the clutch pedal for smooth operation and clutch fluid level from time to time. If clutch dragging is felt with the pedal fully depressed, have the clutch inspected by your authorised Maruti Suzuki workshop. If the clutch fluid level is near the "MIN" line, fill it up to the "MAX" line with Maruti Genuine Brake Fluid (MGBF) or DOT 3. We highly recommend to use "Maruti Genuine Brake Fluid" (MGBF).

### Fuel Filter

#### Manual Transaxle

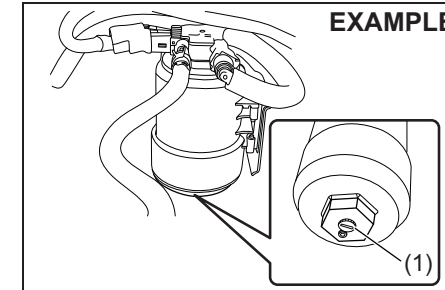
#### EXAMPLE



82PM07023

#### Auto Gear Shift

#### EXAMPLE



82PM07037

The fuel filter works as a water sedimentor as well.

## INSPECTION AND MAINTENANCE

Drain water according to the Periodic Maintenance Schedule. To drain water:

- 1) Place a pan or ample rag under the fuel filter drain nozzle.
- 2) Loosen the drain knob/screw (1). The water will be drained.
- 3) Tighten the drain knob/screw (1) when the water changes to the diesel fuel.
- 4) Tighten the drain knob/screw (1).

**Tightening torque for drain knob/screw**

**Manual Transaxle**

**2.5 Nm (0.25 kg-m, 1.84 lb-ft)**


**Auto Gear Shift**

**1.6 Nm (0.16 kg-m, 1.18 lb-ft)**

## Brakes

### Brake Fluid

#### EXAMPLE



64MS141

Check the brake fluid level by looking at the reservoir in the engine compartment. Check that the fluid level is between the "MAX" and "MIN" lines. If the brake fluid level is near the "MIN" line, fill it up to the "MAX" line with Maruti Genuine Brake Fluid (MGBF) or DOT 3.

We highly recommend to use "Maruti Genuine Brake Fluid" (MGBF).

#### NOTICE

If your brake fluid level is near the "MIN" line, there is a possibility of brake pad and/or shoe wear and brake fluid leakage. Consult with your authorised Maruti Suzuki workshop regarding this possibility before filling the reservoir.

#### ⚠ WARNING

Failure to follow the guidelines below can result in personal injury or serious damage to the brake system.

- If the brake fluid in the reservoir drops below a certain level, the brake warning light on the instrument panel will come on (the engine must be running with the parking brake fully disengaged). Should the light come on, immediately ask your authorised Maruti Suzuki workshop to inspect the brake system.
- A rapid fluid loss indicates a leak in the brake system which should be inspected by your authorised Maruti Suzuki workshop immediately.
- Do not use any fluid other than Maruti Genuine Brake Fluid (MGBF) or DOT 3. Do not use reclaimed fluid or fluid that has been stored in old or open containers. It is essential that foreign particles and other liquids are kept out of the brake fluid reservoir.

#### ⚠ CAUTION

Brake fluid can harm your eyes and damage painted surfaces. Use caution when refilling the reservoir.

## INSPECTION AND MAINTENANCE

### ⚠ WARNING

Brake fluid is harmful or fatal if swallowed, and harmful if it comes in contact with skin or eyes. If swallowed, do not induce vomiting. Immediately contact a poison control center or a physician. If brake fluid gets in eyes, flush eyes with water and seek medical attention. Wash thoroughly after handling. Solution can be poisonous to animals. Keep out of the reach of children and animals.

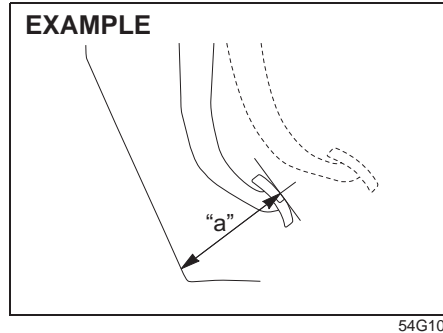
#### NOTE:

- The fluid level can be expected to gradually fall as the brake pads and/or shoe wear.
- Brake fluid absorbs water over time and brake fluid with high water content may cause vapor lock or brake system malfunction. Replace your brake fluid in accordance with the periodic maintenance schedule in this Owner's Manual.

### Brake Pedal

Check if the brake pedal stops at the regular height without spongy feeling when you depress it. If not, have the brake system inspected by your authorised Maruti Suzuki workshop. If you doubt the brake pedal for the regular height, check it as follows:

### EXAMPLE



54G108

**Pedal to floor carpet minimum distance "a":**  
**58 mm (2.3 in.)**

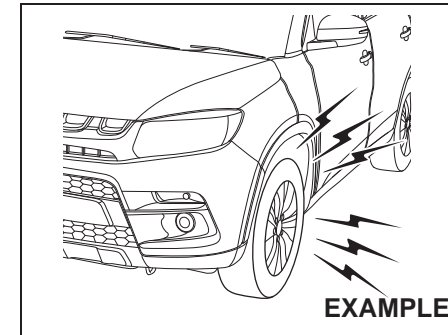
With the engine running, measure the distance between the brake pedal and floor carpet when the pedal is depressed with approximately 30 kg (66 lbs) of force. The minimum distance required is as specified. Since your vehicle's brake system is self-adjusting, there is no need for pedal adjustment.

If the pedal to floor carpet distance as measured above is less than the minimum distance required, have your vehicle inspected by your authorised Maruti Suzuki workshop.

#### NOTE:

When measuring the distance between the brake pedal and floor wall, be sure not to

include the floor mat or rubber on the floor wall in your measurement.



82PM07031

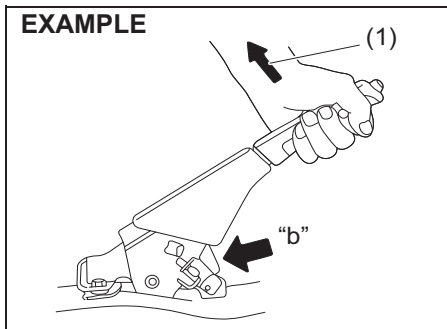
### ⚠ WARNING

If you experience any of the following problems with your vehicle's brake system, have the vehicle inspected immediately by your authorised Maruti Suzuki workshop.

- Poor braking performance
- Uneven braking (brakes not working uniformly on all wheels.)
- Excessive pedal travel
- Brake dragging
- Excessive noise
- Pedal pulsation (pedal pulsates when depressed.)

## INSPECTION AND MAINTENANCE

### Parking Brake

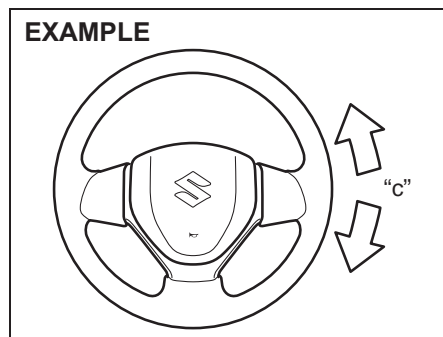


54G109

**Ratchet tooth specification "b":**  
**4th – 9th**  
**Lever pull force (1):**  
**200 N (20 kg, 45 lbs)**

Check the parking brake for proper adjustment by counting the number of clicks made by the ratchet teeth as you slowly pull up on the parking brake lever to the point of full engagement. The parking brake lever should stop between the specified ratchet teeth and the rear wheels should be securely locked. If the parking brake is not properly adjusted or the brakes drag after the lever has been fully released, have the parking brake inspected and/or adjusted by your authorised Maruti Suzuki workshop.

### Steering



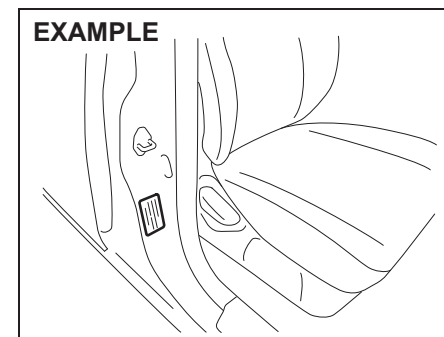
68LM708

**Steering wheel play "c":**  
**0 – 30 mm (0.0 – 1.2 in.)**

Check the play of the steering wheel by gently turning it from left to right and measuring the distance that it moves before you feel slight resistance. The play should be between the specified values.

Check that the steering wheel turns easily and smoothly without rattling by turning it all the way to the right and to the left while driving very slowly in an open area. If the amount of free play is outside the specification or you find anything else to be wrong, an inspection must be performed by your authorised Maruti Suzuki workshop.

### Tires



68KH075

The front and rear tire pressure specifications for your vehicle are listed on the Tire Information Label. Both the front and rear tires should have the specified tire pressure.

Note that the value does not apply to the spare tire, if equipped.

#### Tire Inspection

Inspect your vehicle's tires at least once a month by performing the following checks:

- 1) Measure the air pressure with a tire gauge. Adjust the pressure if necessary. Remember to check the spare tire, too.



## INSPECTION AND MAINTENANCE

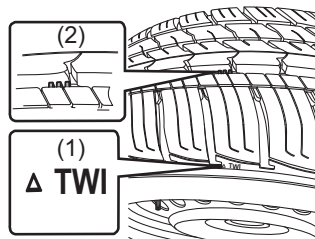
### ⚠ WARNING

- Air pressures should be checked when the tires are cold or you may get inaccurate readings.
- Check the inflation pressure from time to time while inflating the tire gradually, until the specified pressure is obtained.
- Never under inflate or over inflate the tires.

Under inflation can cause unusual handling characteristics or can cause the rim to slip on the tire bead, resulting in an accident or damage to the tire or rim.

Over inflation can cause the tire to burst, resulting in personal injury. Over inflation can also cause unusual handling characteristics which may result in an accident.

### EXAMPLE



82CM09008

- (1) Tread wear indicator
- (2) Indicator location mark

- 2) Check that the depth of the tread groove is more than 1.6 mm (0.06 in.). To help you check this, the tires have molded-in tread wear indicators in the grooves. When the indicators appear on the tread surface, the remaining depth of the tread is 1.6 mm (0.06 in.) or less and the tire should be replaced.
- 3) Check for abnormal wear, cracks and damage. Any tires with cracks or other damage should be replaced. If any tires show abnormal wear, have them inspected by your authorised Maruti Suzuki workshop.

### ⚠ CAUTION

Hitting curbs and running over rocks can damage tires and affect wheel alignment. Be sure to have tires and wheel alignment checked periodically by your authorised Maruti Suzuki workshop.

- 4) Check for loose wheel nuts.
- 5) Check that there are no nails, stones or other objects sticking into the tires.

### ⚠ WARNING

- Your MARUTI SUZUKI is equipped with tires which are all the same type and size (Except spare tire which may be dependent on vehicle variant). This is important to ensure proper steering and handling of the vehicle. Never mix tires of different size or type on the four wheels of your vehicle. The size and type of tires used should be only those approved by MARUTI SUZUKI as standard or optional equipment for your vehicle.
- Replacing the wheels and tires equipped on your vehicle with certain combinations of aftermarket wheels and tires can significantly change the steering and handling characteristics of your vehicle.
- Therefore, use only those wheel and tire combinations approved by MARUTI SUZUKI as standard or optional equipment for your vehicle.

## INSPECTION AND MAINTENANCE

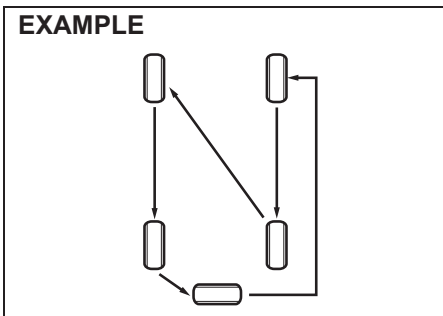
### NOTICE

Replacing the original tires with tires of a different size may result in false speedometer or odometer readings. Check with your authorised Maruti Suzuki workshop before purchasing replacement tires that differ in size from the original tires.

### Tire Rotation

#### 5-tire rotation

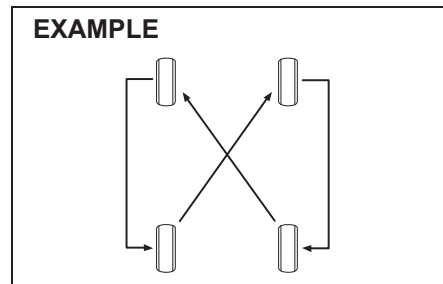
#### EXAMPLE



If your vehicle is equipped with a spare tire which is a different wheel type than the wheels on the vehicle, you must use a 4-tire rotation as shown in the example below.

#### 4-tire rotation

#### EXAMPLE



To avoid uneven wear of your tires and to prolong their life, rotate the tires as illustrated. Tires should be rotated every 10000 km. After rotation, adjust front and rear tire pressures to the specification listed on your vehicle's Tire Information Label.

#### Wheel Balancing

If the vehicle vibrates abnormally on smooth road, have the wheel balanced at authorised Maruti Suzuki workshop.

#### Wheel Alignment

In case of abnormal tire wear or pulling towards one side, have the wheel aligned at authorised Maruti Suzuki workshop.

#### Tubeless Tires

The vehicle is equipped with Tubeless Tyres. In tubeless tire, a thin layer of butyl rubber is used for lining the inside of the tubeless tire. This layer is to prevent air loss and fulfilling the purpose of tube. The air pressure is maintained by the sealing between tire bead and wheel rim. Tubeless tires are having advantage of slow air loss and preventing sudden deflation while driving.

#### Care and maintenance tips for tubeless tires

- 1) Always maintain recommended inflation pressure. Driving continuously at low inflation pressure can lead to tyre damage.
- 2) In case any leakage is found, check for any nail penetration/valve core damage or rim bent. Damaged wheel must not be used.
- 3) In case tire has run at low pressure, it must be inspected for any defect.
- 4) Whenever new tire is fitted, replace the valve.
- 5) If continuous high speed driving is required, increase tires pressure by 5 psi over recommended inflation pressure.
- 6) Never run the tire beyond TWI (Tread wear indicator). The tire is recommended to be replaced when the remaining tread has worn to this point. The indicators are spaced across the tread around

the tire marked by a triangular symbol (TWI).

- 7) Always prefer tubeless tire mounting machine. In case of manual mounting-tire/wheel rim damage may occur.
- 8) In case of any problem, please get in touch with authorised MARUTI SUZUKI workshop.

#### Temporary Spare Tire (if equipped)

Your vehicle comes equipped with the temporary spare tire. It is only intended for temporary emergency use, until the conventional tire can be repaired or replaced. The inflation pressure of the temporary spare tire should be checked at least monthly. At the same time, check that the tire is stored securely. If it is not, tighten it.

Note that two or more temporary spare tires should not be used on one vehicle simultaneously.

#### ⚠ WARNING

The temporary spare tire and wheel are intended for temporary emergency use only. Continuous use of this spare can result in tire failure and loss of control. Always observe these precautions when using this spare:

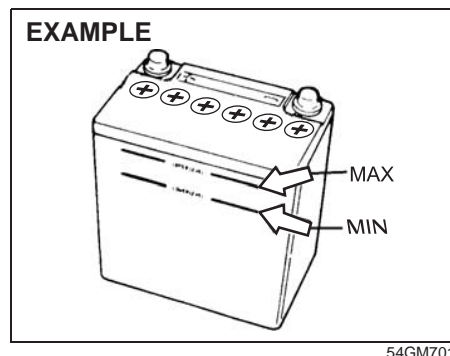
- Your vehicle will handle differently with this temporary spare.
- Do not exceed 120 km/h (75 mph) speed (only vehicle with 215/60R16 95H tire).
- Replace this spare with a standard tire and wheel as soon as possible.
- Use of this spare may reduce ground clearance.
- Set the specified tire pressure indicated on the tire information label located on the driver's door lock pillar.
- Do not use tire chains on the temporary spare. If you must use tire chains, rearrange the wheels so standard tires and wheels are fitted to the front axle.
- The temporary spare tire may have shorter tread life than the conventional tires on your vehicle. Replace the tire as soon as the tread wear indicator appears.
- When replacing the temporary spare tire, use a replacement tire with the exact same size and construction.

#### Battery

#### ⚠ WARNING

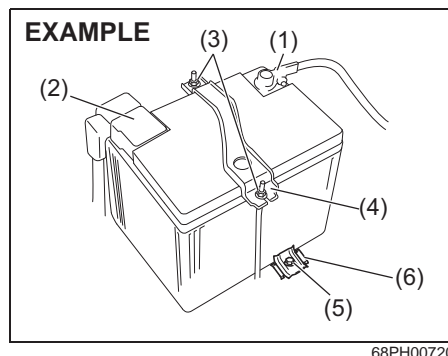
- Batteries produce flammable hydrogen gas. Keep flames and sparks away from the battery or an explosion may occur. Never smoke when working in the vicinity of the battery.
- When checking or servicing the battery, disconnect the negative cable. Be careful not to cause a short circuit by allowing metal objects to contact the battery posts and the vehicle at the same time.
- To avoid harm to yourself or damage to your vehicle or battery, follow the jump starting instructions in the "EMERGENCY SERVICE" section of this manual if it is necessary to jump start your vehicle.
- Diluted sulfuric acid spilled from battery can cause blindness or severe burns. Use proper eye protection and gloves. Flush eyes or body with ample water and get medical care immediately if suffered. Keep batteries out of the reach of children.

## INSPECTION AND MAINTENANCE



The level of the battery solution must be kept between the “MAX” and the “MIN” level lines at all times. If the level is found to be below the “MIN” level line, add distilled water to the “MAX” level line. You should periodically check the battery, battery terminals, and battery hold-down bracket for corrosion. Remove corrosion using a stiff brush and ammonia mixed with water, or baking soda mixed with water. After removing corrosion, rinse with clean water.

If your vehicle is not going to be driven for a month or longer, disconnect the cable from the negative terminal of the battery to help prevent discharge.



To remove the battery:

- 1) Disconnect the negative cable (1).
- 2) Disconnect the positive cable (2).
- 3) Remove the retainer nuts (3) and remove retainer (4).
- 4) Remove the bracket bolt (5) and remove the bracket (6).
- 5) Remove the battery.

To install the battery:

- 1) Install the battery in the reverse order of removal.
- 2) Tighten the bracket bolt, retainer nuts and battery cables securely.

**NOTE:**

- When the battery is disconnected, some of the vehicle's functions will be initialized and/or deactivated. These functions are required to be reset after the battery is reconnected.

- Do not disconnect the battery terminals for at least one minute after the ignition switch is turned off, or the engine switch is pressed to change the ignition mode to “LOCK” (OFF).

### **⚠ WARNING**

Batteries contain toxic substances including sulfuric acid and lead. They could have potential negative consequences for the environment and human health. Used batteries must be disposed of or recycled according to applicable rules or regulations and must not be disposed of with ordinary household trash. Make sure not to tip over the battery when you remove it from the vehicle. Otherwise, sulfuric acid could run out and you might get injury.

### **NOTICE**

After stopping the engine, controller and system are operated for a while. Therefore, before removing the battery, wait for more than one minute after turning the ignition switch to “OFF” or changing the ignition mode to “LOCK” (OFF).

Fuses

Your vehicle has three types of fuses, as described below:

Main fuse

The main fuse takes current directly from the battery.

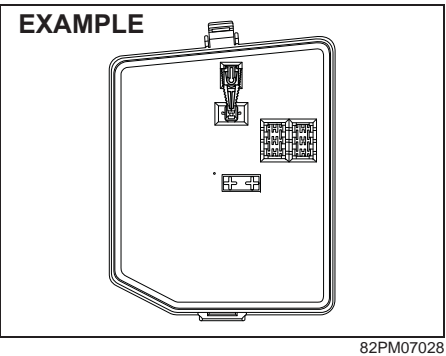
Primary fuses

These fuses are between the main fuse and individual fuses, and are for electrical load groups.

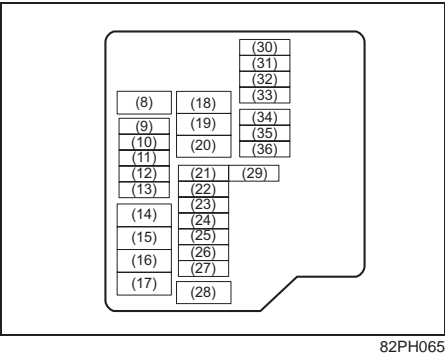
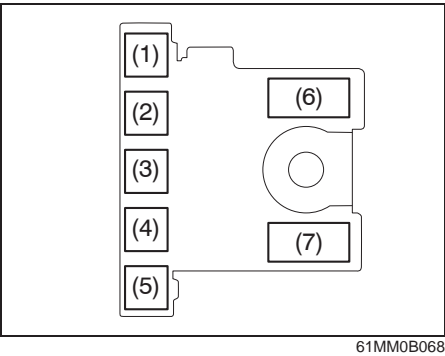
Individual fuses

These fuses are for individual electrical circuits.

To remove a fuse, use the fuse puller provided in the back of fuse box cover.



Fuses in the Engine Compartment



| MAIN FUSE/PRIMARY FUSE |      |                    |
|------------------------|------|--------------------|
| (1)                    | 60A  | FL7                |
| (2)                    | 80A  | FL6                |
| (3)                    | 100A | FL5                |
| (4)                    | 80A  | FL4                |
| (5)                    | 100A | FL3                |
| (6)                    | 100A | FL2                |
| (7)                    | 120A | FL1                |
| (8)                    | 50A  | Ignition switch -2 |
| (9)                    | 7.5A | ECM                |
| (10)                   | 10A  | Air compressor     |
| (11)                   | 30A  | FI                 |
| (12)                   | 20A  | Fuel pump          |
| (13)                   | 30A  | Back up            |
| (14)                   | —    | Blank              |
| (15)                   | —    | Blank              |
| (16)                   | 40A  | Radiator fan       |
| (17)                   | 40A  | ABS motor          |
| (18)                   | 30A  | Blower fan         |
| (19)                   | 30A  | Starting motor     |
| (20)                   | 40A  | AMT pump           |
| (21)                   | 15A  | AMT -1             |
| (22)                   | 15A  | AMT -2             |
| (23)                   | 25A  | Head light main    |
| (24)                   | 25A  | ABS control module |

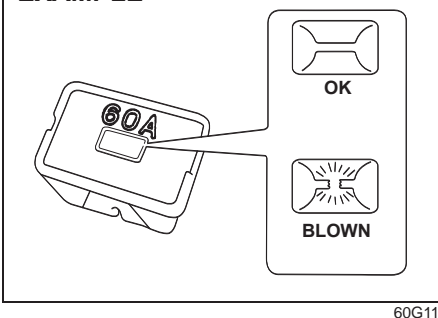
## INSPECTION AND MAINTENANCE

|      |      |                         |
|------|------|-------------------------|
| (25) | 15A  | Head light low (Left)   |
| (26) | 15A  | Head light low (Right)  |
| (27) | 10A  | Front fog / Stop light  |
| (28) | 40A  | Ignition switch         |
| (29) | 7.5A | Starting Signal         |
| (30) | –    | Blank                   |
| (31) | –    | Blank                   |
| (32) | 15A  | Head light high (Right) |
| (33) | 15A  | Head light high (Left)  |
| (34) | 20A  | INJ DRV                 |
| (35) | 10A  | FI2                     |
| (36) | –    | Blank                   |

The main fuse, primary fuses and some of the individual fuses are located in the engine compartment. If the main fuse blows, no electrical component will function. If a primary fuse blows, no electrical component in the corresponding load group will function. When replacing the main fuse, a primary fuse or an individual fuse, use a Maruti Genuine Part.

To remove a fuse, use the fuse puller provided in the back of fuse box cover. The amperage of each fuse is shown in the back of the fuse box cover.

### EXAMPLE



60G111

### ⚠ WARNING

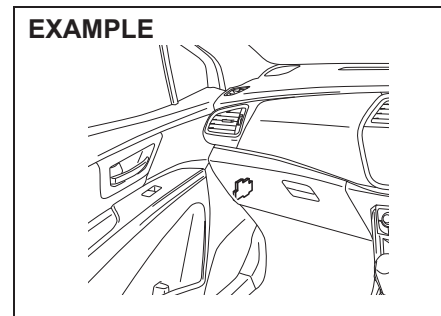
**If the main fuse or a primary fuse blows, be sure to have your vehicle inspected by an authorised Maruti Suzuki workshop. Always use a Maruti Genuine Part. Never use a substitute such as a wire even for a temporary repair, or extensive electrical damage and a fire can result.**

#### NOTE:

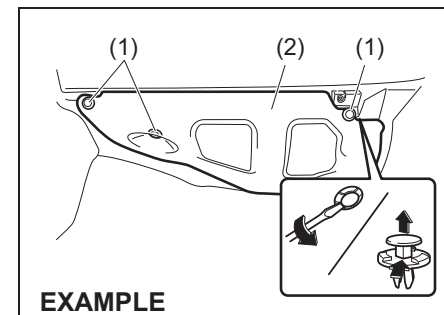
*Make sure that the fuse box always carries spare fuses and fuse puller.*

### Fuses under the Dash Board

#### EXAMPLE



64MS153



64MS112

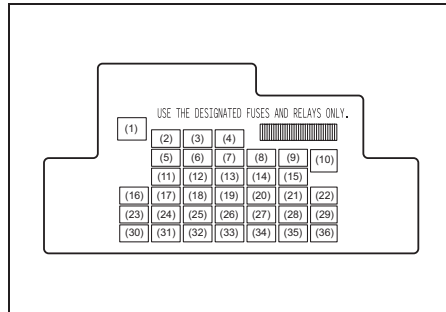
#### EXAMPLE

#### NOTE:

*To approach the fuses, remove the clips (1) by prying it off with a flat blade screwdriver as shown in the illustration, then remove the cover (2).*

## INSPECTION AND MAINTENANCE

### Type A



68LM701

#### PRIMARY FUSE

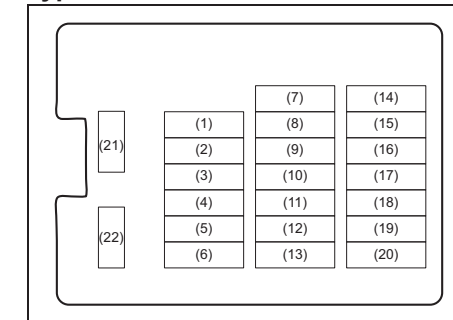
|      |       |                    |
|------|-------|--------------------|
| (1)  | —     | Blank              |
| (2)  | 20 A  | Power window timer |
| (3)  | 15 A  | Steering lock      |
| (4)  | 20 A  | Rear defogger      |
| (5)  | 20 A  | Sunroof*           |
| (6)  | 10 A  | DRL *              |
| (7)  | 10 A  | Heated mirror*     |
| (8)  | 7.5 A | Starting signal    |
| (9)  | 15 A  | Accessory socket 2 |
| (10) | 30 A  | Power window       |
| (11) | 10 A  | Hazard             |

|      |       |                    |
|------|-------|--------------------|
| (12) | 7.5 A | BCM                |
| (13) | 15 A  | Ignition coil      |
| (14) | 10 A  | ABS control module |
| (15) | 15 A  | Accessory socket   |
| (16) | 10 A  | A-STOP controller* |
| (17) | 15 A  | Horn               |
| (18) | 10 A  | Stop light         |
| (19) | 10 A  | Air bag            |
| (20) | 10 A  | Back-up light      |
| (21) | 15 A  | Wiper / Washer     |
| (22) | 30 A  | Front wiper        |
| (23) | 10 A  | Dome light         |
| (24) | 15 A  | 4WD*               |
| (25) | 7.5 A | RR fog lamp*       |
| (26) | —     | Blank              |
| (27) | 7.5 A | Ignition-1 signal  |
| (28) | 15 A  | Radio 2            |
| (29) | 10 A  | Accessory socket 3 |
| (30) | 15 A  | Radio              |
| (31) | 10 A  | Tail lamp          |
| (32) | 20 A  | D/L                |
| (33) | 7.5 A | Cruise control     |

|      |       |                   |
|------|-------|-------------------|
| (34) | 10 A  | Meter             |
| (35) | 7.5 A | Ignition-2 signal |
| (36) | 20 A  | Seat heater*      |

\* Feature not available in the vehicle

### Type B



82PM07033

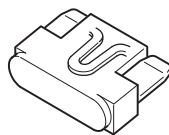
#### PRIMARY FUSE

|     |     |            |
|-----|-----|------------|
| (1) | 15A | ACC-2      |
| (2) | 15A | ACC-1      |
| (3) | 10A | Tail lamp  |
| (4) | 15A | Horn       |
| (5) | 10A | Dome light |
| (6) | 15A | Radio      |
| (7) | 10A | ABS        |

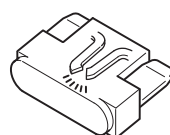
## INSPECTION AND MAINTENANCE

|      |      |                    |
|------|------|--------------------|
| (8)  | 20A  | Power window timer |
| (9)  | 10A  | Hazard             |
| (10) | 20A  | D/L                |
| (11) | 7.5A | Ignition-2 signal  |
| (12) | 30A  | Front wiper        |
| (13) | 15A  | Wiper              |
| (14) | 7.5A | Starting Signal    |
| (15) | 15A  | Ignition coil      |
| (16) | 10A  | Meter              |
| (17) | 10A  | Back-up light      |
| (18) | 10A  | Air bag            |
| (19) | 7.5A | Cruise control     |
| (20) | 7.5A | Ignition signal    |
| (21) | —    | Blank              |
| (22) | 30A  | Power window       |

### EXAMPLE



OK



BLOWN

81A283

### ⚠ WARNING

Always be sure to replace a blown fuse with a fuse of the correct amperage. Never use a substitute such as aluminum foil or wire to replace a blown fuse. If you replace a fuse and the new one blows in a short period of time, you may have a major electrical problem. Have your vehicle inspected immediately by your authorised Maruti Suzuki workshop.

### Headlight Aiming

Since special procedures are required, we recommend you take your vehicle to your authorised Maruti Suzuki workshop for headlight alignment.

## Bulb Replacement

### ⚠ CAUTION

- Light bulbs can be hot enough to burn your finger right after being turned off. This is true especially for halogen headlight bulbs. Replace the bulbs after they become cool enough.
- The headlight bulbs are filled with pressurized halogen gas. They can burst and injure you if they are hit or dropped. Handle them carefully.
- To avoid injury by sharp-edged parts of the body, wear gloves and a long-sleeved shirt when replacing light bulbs.

### NOTICE

The oils from your skin may cause a halogen bulb to overheat and burst when the lights are on. Grasp a new bulb with a clean cloth.



## INSPECTION AND MAINTENANCE

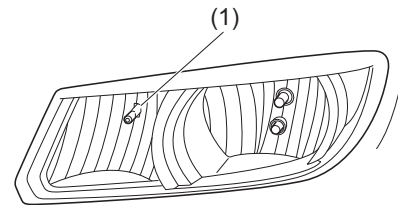
### NOTICE

- Frequent bulb replacement indicates the need for an inspection of the electrical system. This should be carried out by your authorised Maruti Suzuki workshop.
- During bulb replacement, always use same bulb number as used in the vehicle

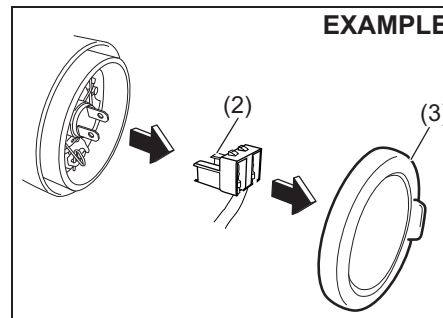
### Headlights

#### High beam(1)

##### EXAMPLE



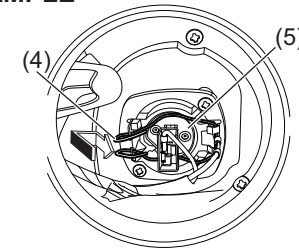
82PM07008



82PM07006

- 1) Open the engine hood. Remove the sealing rubber (3) and disconnect the coupler (2).

##### EXAMPLE



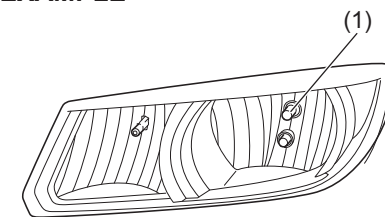
82PM07009

- 2) Push the retaining spring (4) forward and unhook it. Then remove the bulb (5). Install a new bulb in the reverse order of removal.

#### Low Beam(1)

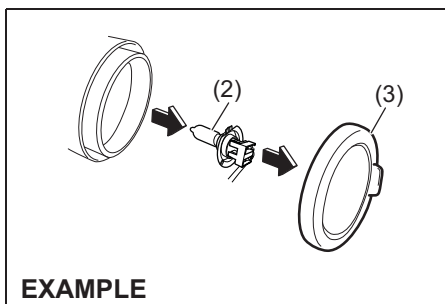
##### Type A

##### EXAMPLE



82PH067

## INSPECTION AND MAINTENANCE

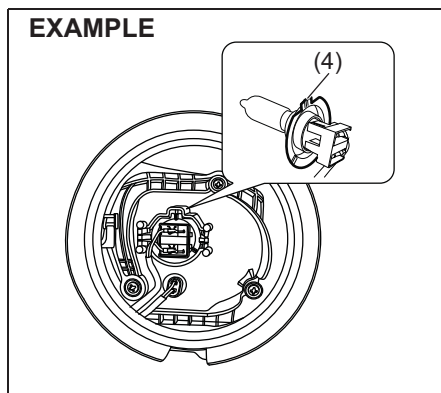


82PM07004

- 1) Open the engine hood. Remove sealing rubber (3) and pull out the coupler along with the bulb (2).
- 2) Install the new bulb in reverse order of the removal.

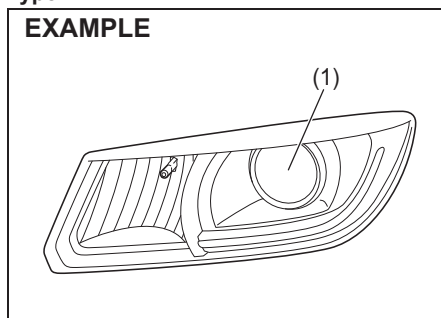
### NOTE:

- When installing the bulb make sure the lug (4) is facing upwards. Ensure that the bulb is properly aligned in bulb housing and push. A click sound confirms the proper locking.
- To easily locate/align the bulb, look at the hole from the lamp front.

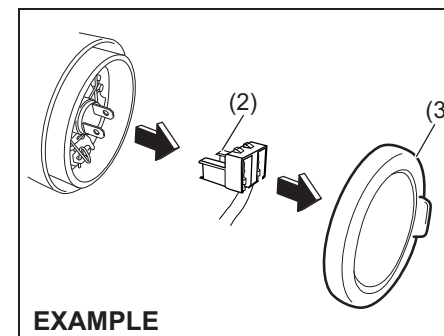


82PM07005

### Type B

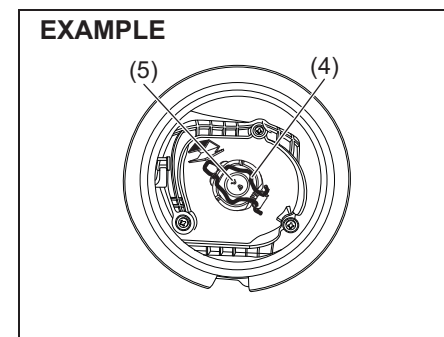


82PH068



82PM07006

- 1) Open the engine hood. Remove the sealing rubber (3) and disconnect the coupler (2).



82PM07007

- 2) Push the retaining spring (4) forward and unhook it. Then remove the bulb

## INSPECTION AND MAINTENANCE

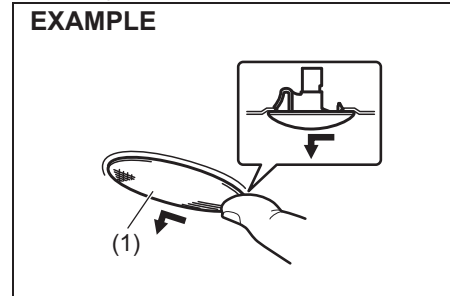
(5). Install a new bulb in the reverse order of removal.

### Side Turn Signal Light

#### Outside rearview mirror type

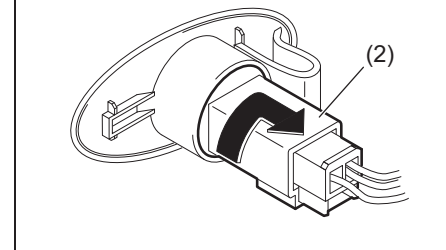
LED is used. It is recommended that you take your vehicle to an Authorised Maruti Suzuki workshop for bulb replacement.

#### Fender type



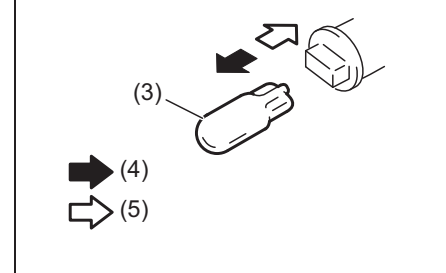
1) Remove the light housing (1) by sliding to left with your finger.

#### EXAMPLE



2) Turn the bulb holder (2) clockwise and pull it out from the light housing.

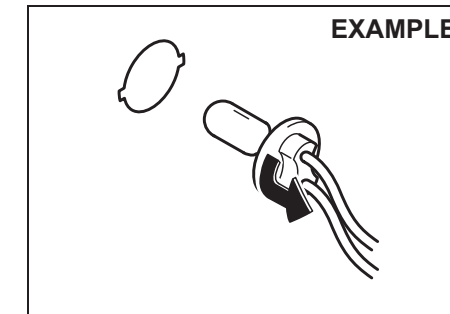
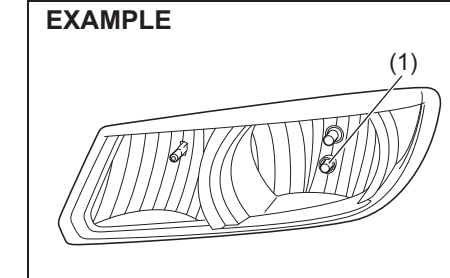
#### EXAMPLE



(4) Removal  
(5) Install  
3) To remove and install the bulb of the turn signal light (3), simply pull out or push in the bulb.

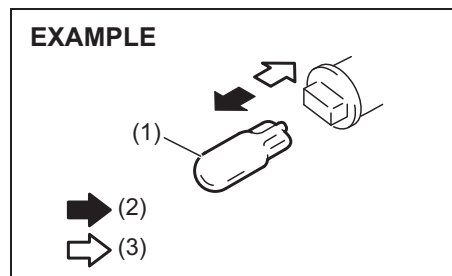
### Front Position Light (1)

#### Type A



1) Open the engine hood and remove sealing rubber. To remove the bulb holder of the front position light (1) from the light housing, turn the holder counterclockwise and pull it out.

## INSPECTION AND MAINTENANCE

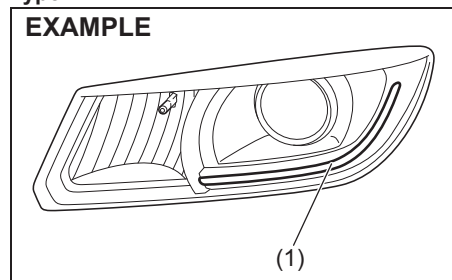


82PM07026

- (2) Removal  
(3) Installation

- 2) To remove and install the bulb of the front position light (1), simply pull out or push in the bulb.

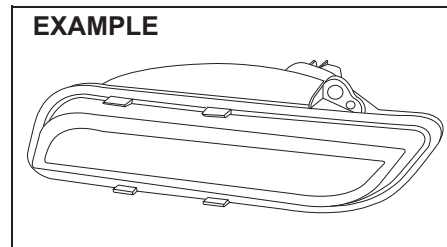
### Type B



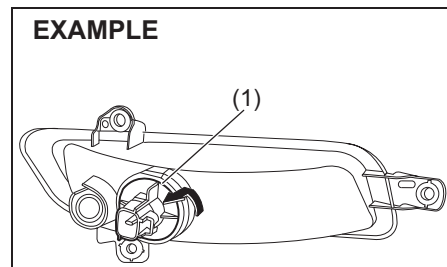
82PM07027

Position function in type B headlamp is LED type which is non replaceable.

### Front Turn Signal Light

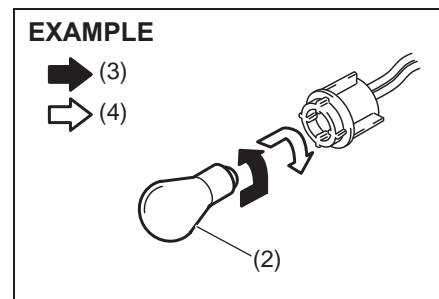


82PM07010



82PM07011

- 1) Open the engine hood and disconnect the connector. To remove the bulb holder of the front turn signal light (1) from the light housing, turn the holder counterclockwise and pull it out.



82PM07012

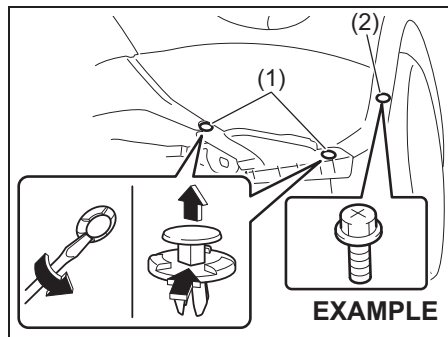
- (3) Removal  
(4) Install

- 2) To remove the bulb of the front turn signal light (2) from the bulb holder, push in the bulb and turn it counterclockwise. To install a new bulb, push it in and turn it clockwise.

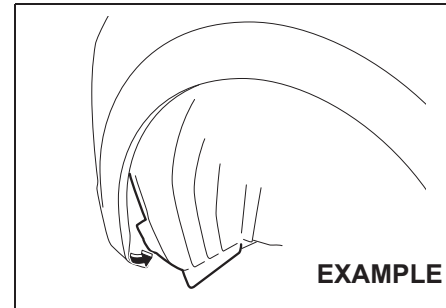
## INSPECTION AND MAINTENANCE

### Front Fog Light (if equipped)

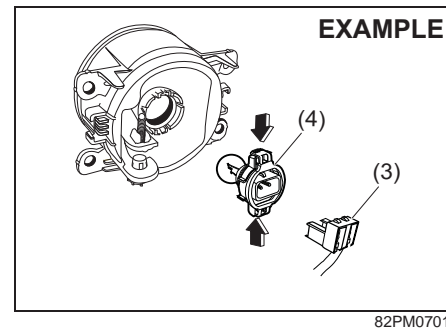
- 1) Start the engine. Turn the steering wheel to the opposite side of the replacing fog light to replace the bulb easily. Then turn off the engine.



- 2) Remove all the clips (1) and screws (2) used in fender mounting by prying it off and unscrewing with the help of screwdriver as shown in the illustration.

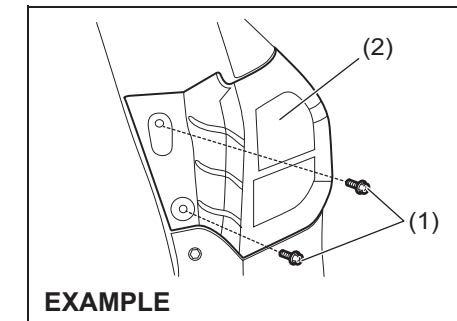


- 3) Open the end of the cover inside the fender.

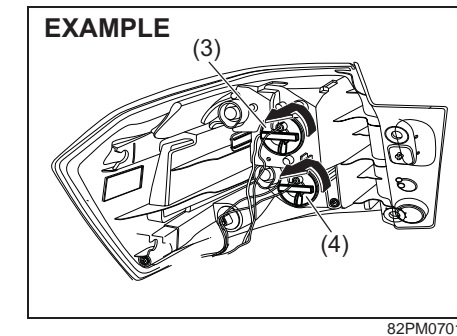


- 4) Disconnect the coupler (3) by pressing the lock release of bulb holder (4). To remove the bulb, pull out the bulb from bulb holder (4). Install a new bulb in the reverse order of removal.

### Rear Combination Light



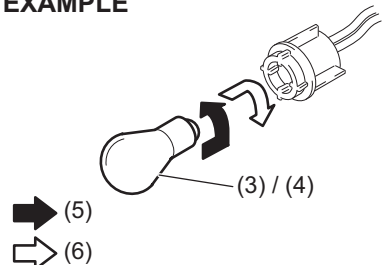
- 1) Remove the bolts (1) and pull the light housing (2) straight.



- 2) To remove the bulb holder of the brake/position light (3) and turn signal light (4) from the light housing, turn the holder counterclockwise and pull it out.

## INSPECTION AND MAINTENANCE

### EXAMPLE

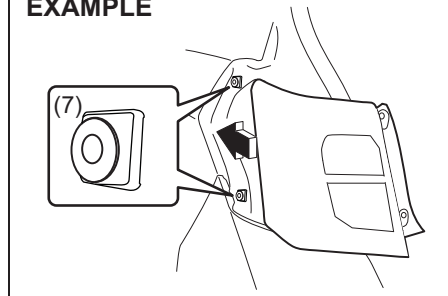


82PM07016

- (5) Removal  
(6) Install

- 3) To remove the bulb of the brake/position light (3) and the turn signal light (4) from bulb holder, push the bulb and turn it counterclockwise. To install a new bulb, push it in and turn it clockwise.

### EXAMPLE

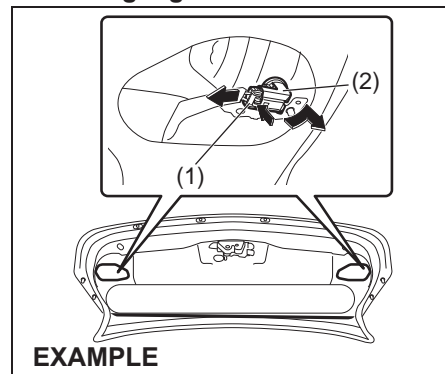


82PM07017

### NOTE:

- When reinstalling the light housing, make sure the clips (7) are properly attached.
- If your vehicle is equipped with LED position lights, light (3) will behave as stop light only.

### Reversing Light

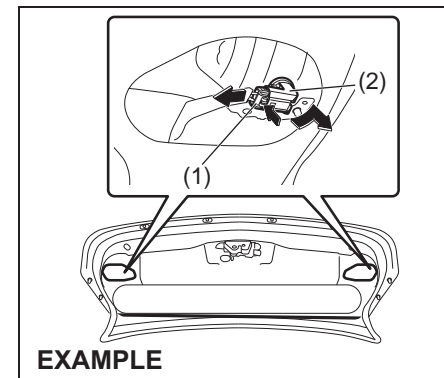


82PM07018

### EXAMPLE

Open the trunk lid and remove the back door trim. Disconnect the coupler (1) by pushing the lock release. Turn the bulb holder (2) counterclockwise and remove it. Pull the bulb to remove. To install a new bulb, push it in and turn the bulb holder in clockwise.

### Rear Position Light -Back door (if equipped)



82PM07018

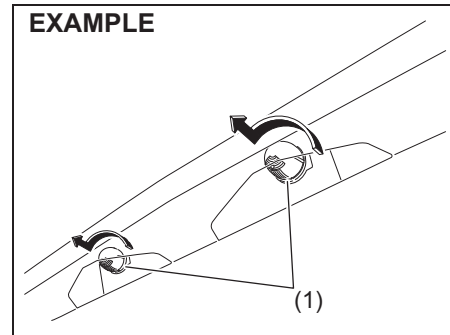
### EXAMPLE

Open the trunk lid and remove the back door trim. Disconnect the coupler (1) by pushing the lock release. Turn the bulb holder (2) counterclockwise and remove it. Pull the bulb to remove.

To install a new bulb, push it in and turn it clockwise.

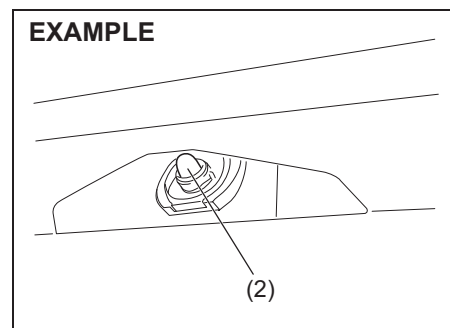
## INSPECTION AND MAINTENANCE

### License Plate Light



68PH00742

- 1) Turn the cover (1) counterclockwise to remove it.

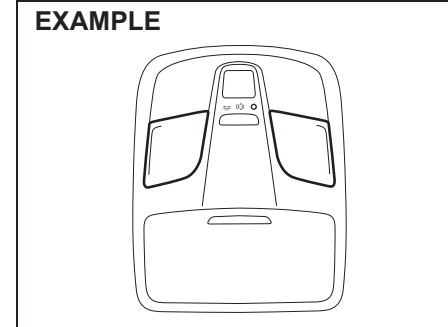


68PH00743

- 2) To remove and install the bulb of the license plate light (2), simply pull out or push in the bulb.

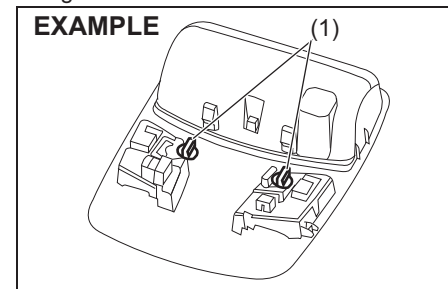
### Interior Light

#### Front (if equipped)



82PM07020

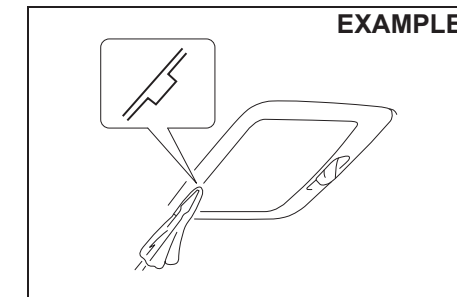
- 1) Open the stowing box and remove the bolt. Pull out the spot light assembly from the front dome while releasing the locks.
- 2) Disconnect the connector from the spot light.



82PM07021

- 3) Rotate and remove the spot light bulb (1) from the socket. Install a new bulb in the reverse order of removal.

#### Rear

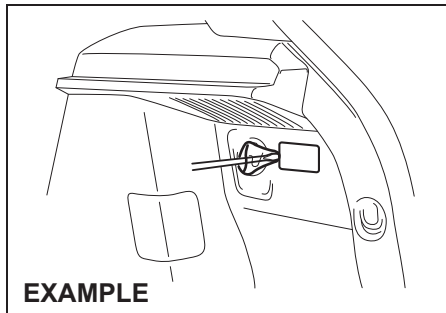


56RM07011

Remove the lens by using a flat blade screwdriver covered with a soft cloth as shown. To install it, simply push it back in.

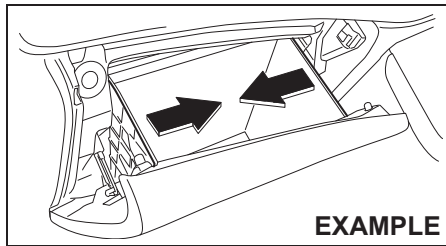
## INSPECTION AND MAINTENANCE

### Luggage compartment (if equipped)

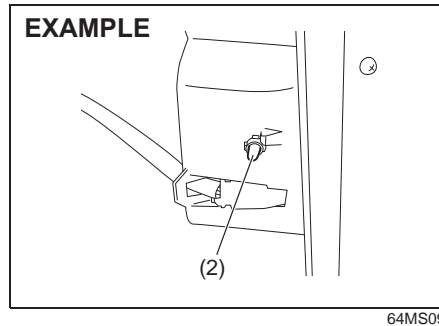


### Glove Box Light (if equipped)

Since special procedures are required, we recommend you take your vehicle to your authorised Maruti Suzuki workshop for bulb replacement.




- 1) Press inward on both side of the glove box to unclamp it.



- 2) To remove and install the bulb of the glove box light (2), simply pull out or push in the bulb.

### Wiper Blades



If the wiper blades become brittle or damaged, or make streaks when wiping, replace the wiper blades.

To install new wiper blades, follow the procedures below.

#### NOTICE

To avoid scratching or breaking the window, do not let the wiper arm strike the window while replacing the wiper blade.



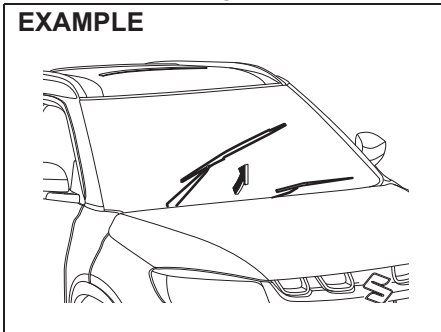
## INSPECTION AND MAINTENANCE

### NOTE:

Some wiper blades may be different from the ones described here depending on vehicle specifications. If so, consult your authorised Maruti Suzuki workshop for proper replacement method.

### For windshield wipers:

#### EXAMPLE



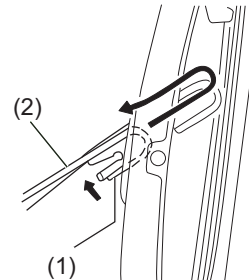
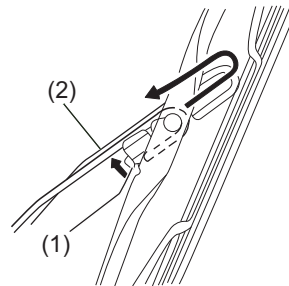
82PM07034

- 1) Hold the wiper arm away from the window.

### NOTE:

When raising both of the front wiper arms, pull the driver's side wiper arm up first. When returning the wiper arms, lower the passenger's side wiper arm first. Otherwise, the wiper arms may interfere with each other.

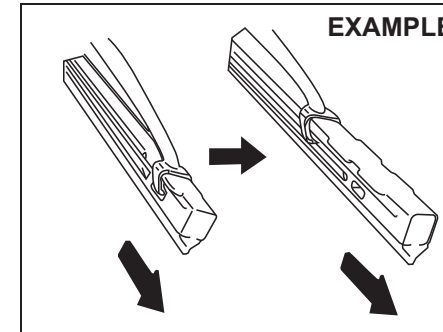
#### EXAMPLE



68PH00750

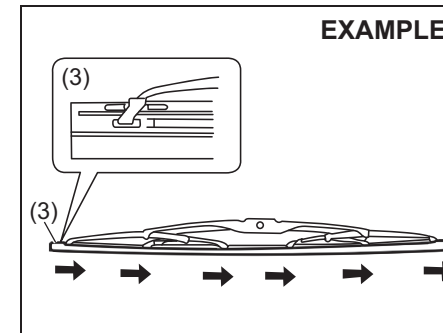
- 2) Squeeze lock (1) towards wiper arm (2) and remove the wiper frame from the arm as shown.
- 3) Unlock the lock end of the wiper blade and slide the blade out as shown.

### Removal



68PH00751

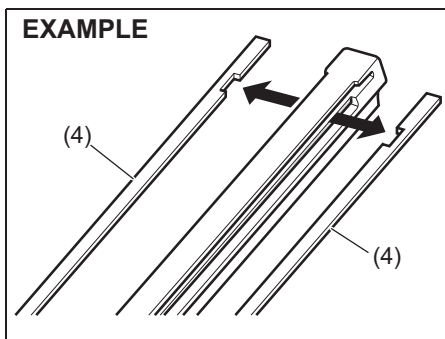
### Installation



68PH00752

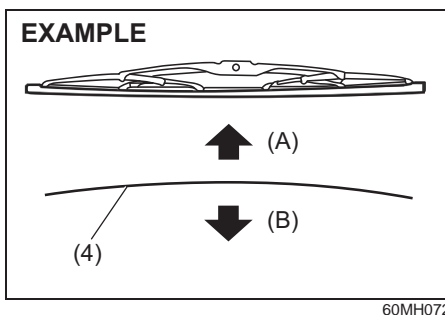
- (3) Locked end

## INSPECTION AND MAINTENANCE



(4) Retainer

- 4) If the new blade is provided without the two metal retainers (4), move them from the old blade to the new one.




(A) Up  
(B) Down

### NOTE:

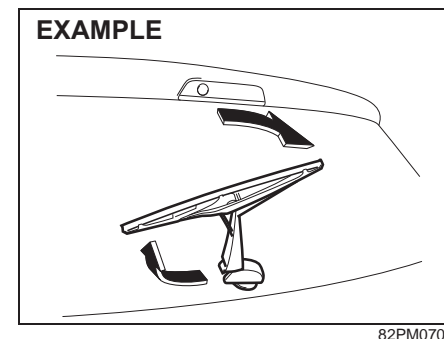
When you install the metal retainers (4), make sure the direction of metal retainers as shown in the above illustrations.

- 5) Install the new blade in the reverse order of removal, with the locked end positioned toward the wiper arm. Check that the blade is properly retained by all the hooks. Lock the blade end into place.
- 6) Reinstall wiper frame to arm, checking that the lock lever is snapped securely into the arm.

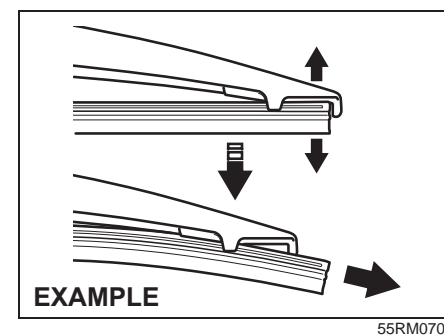
### For rear wipers:



- 1) Hold the wiper arm away from the window.



- 2) Remove the wiper frame from the wiper arm after rotating the wiper frame clockwise.

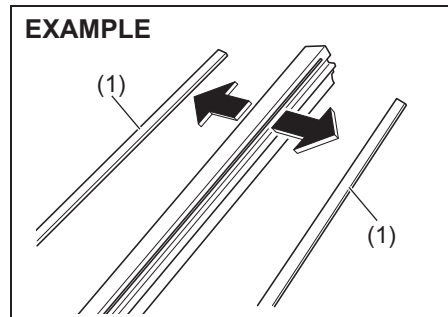


- 3) Slide the blade out as shown.

## INSPECTION AND MAINTENANCE

### NOTE:

Do not flex the wiper blade frame end more than necessary. If you do, it can break off.

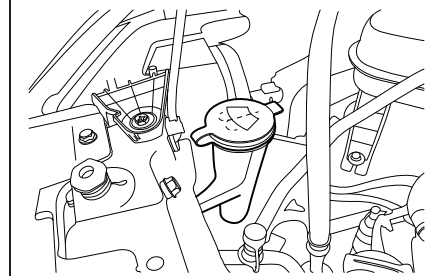


(1) Retainer

- 4) If the new blade is provided without the two metal retainers, move them from the old blade to the new one.
- 5) Install the new blade in the reverse order of removal. Make sure the blade is properly retained by all the hooks.
- 6) Reinstall wiper frame to arm in the reverse order of removal.

### Windshield Washer Fluid

#### EXAMPLE



Visually inspect that there is washer fluid in the tank. Refill it if necessary. Use a good quality windshield washer fluid, diluted with water as necessary.

#### WARNING

**Do not use radiator antifreeze in the windshield washer reservoir. This can severely impair visibility when sprayed on the windshield, and can also damage your vehicle's paint.**

#### NOTICE

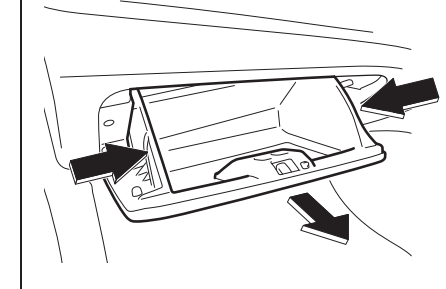
**Damage may result if the washer motor is operated with no fluid in the washer tank.**

### Air Conditioning System

If you do not use the air conditioner for a long period, such as during winter, it may not give the best performance when you start using it again. To help maintain optimum performance and durability of your air conditioner, it needs to be run periodically. Operate the air conditioner at least once a month for one minute with the engine idling. This circulates the refrigerant and oil and helps protect the internal components.

#### Replacement of the Air Conditioner Filter (if equipped)

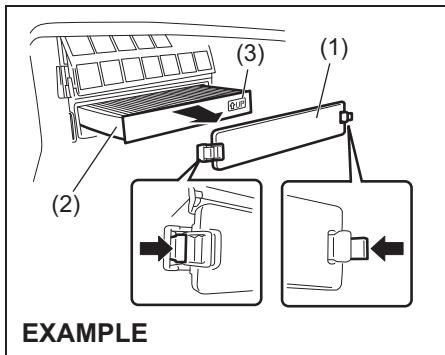
#### EXAMPLE



- 1) To approach the air conditioner filter, press inward on both sides of the glove box, pull it frontward and remove it.

## INSPECTION AND MAINTENANCE

---



68PH00758

- 2) Remove the cover (1) and pull out the air conditioner filter (2).

**NOTE:**

*When you install a new filter, make sure the UP mark (3) faces upward.*

EMERGENCY SERVICE

Tire Changing Tool ..... 8-1

Jacking Instructions ..... 8-2

Jump-starting Instructions ..... 8-5

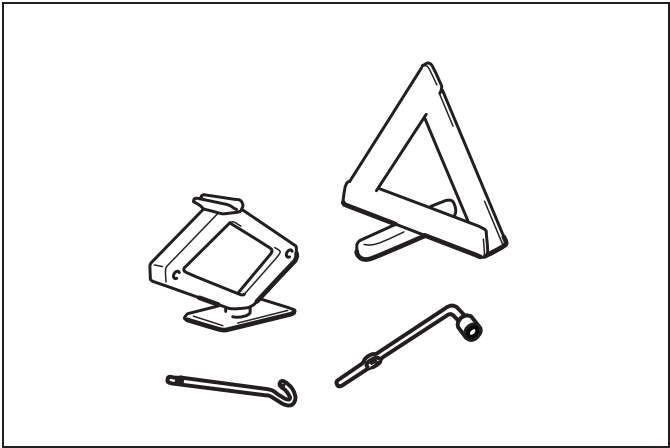
Towing ..... 8-6

Engine trouble: Starter Does Not Operate ..... 8-7

Engine trouble: Flooded Engine ..... 8-7

Engine trouble: Overheating ..... 8-8

Warning Triangle ..... 8-9

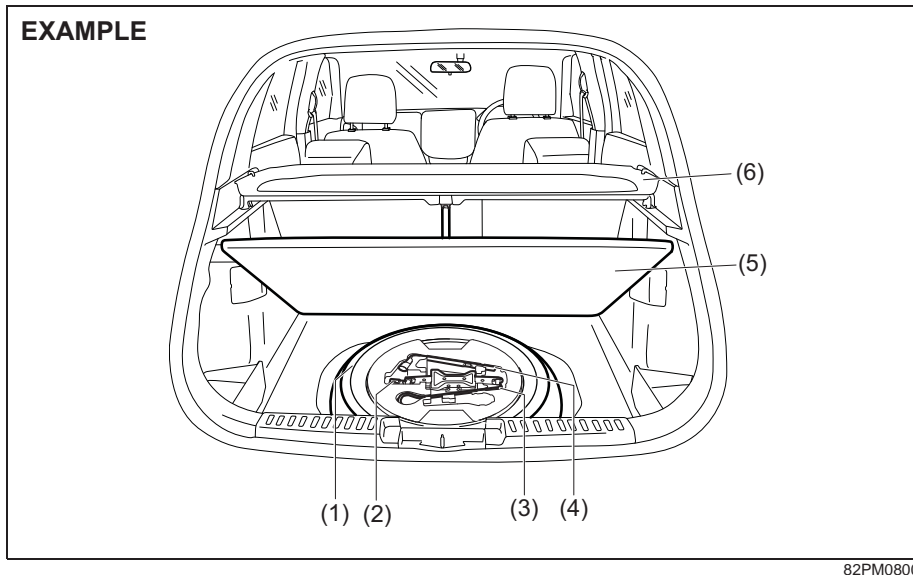


60G411A

## EMERGENCY SERVICE

### Tire Changing Tool

#### EXAMPLE

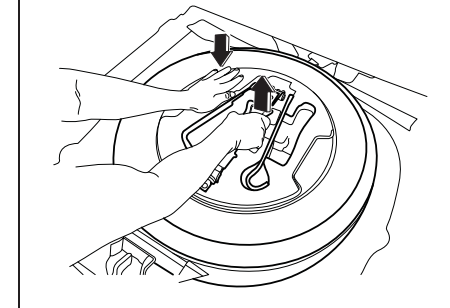


82PM08001

- (1) Spare tire
- (2) Jack
- (3) Jack handle
- (4) Wheel Brace
- (5) Luggage Compartment Board
- (6) Luggage Compartment Tray (if equipped)

The tire changing tools are stowed in the luggage compartment below the luggage compartment board. Pull the thread of the luggage compartment board upwards. It can be held open as shown in the above illustration, if the vehicle is equipped with luggage compartment board.

#### EXAMPLE



82PM08005

To remove the jack, hold the tire changing tool storage with one hand while pulling the jack from the centre as shown in the above illustration.

#### ⚠ WARNING

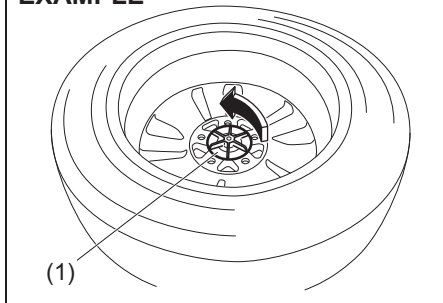
After using the tire changing tools, be sure to stow them securely or they can cause injury if an accident occurs.

#### ⚠ CAUTION

The jack should be used only to change wheels. It is important to read the jacking instructions in this section before attempting to use the jack.

## EMERGENCY SERVICE

### EXAMPLE



64MS142

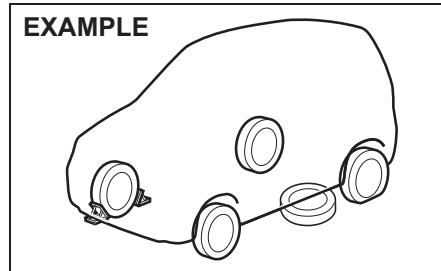
To remove the spare tire, turn its holder bolt (1) counterclockwise and remove it. While replacing alloy wheel make sure to remove the wheel cap before keeping the tire in the trunk.

### NOTICE

Be sure that spare tire does not move after tightening the holder bolt

## Jacking Instructions

### EXAMPLE



52KM119

- 1) Place the vehicle on level, hard ground.
- 2) Set the parking brake firmly and shift into "R" (Reverse) if your vehicle has a manual transaxle or Auto Gear Shift.

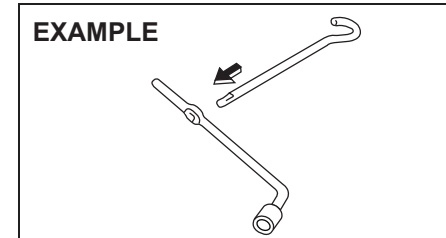
### ⚠ WARNING

- Shift into "R" (Reverse) for a manual transaxle or Auto Gear Shift vehicle when you jack up the vehicle.
- Never jack up the vehicle with the transaxle in "N" (Neutral). Otherwise, unstable jack may cause an accident.

- 3) Turn on the hazard warning flasher if your vehicle is near traffic.
- 4) Block the front and rear of the wheel diagonally opposite of the wheel being lifted.

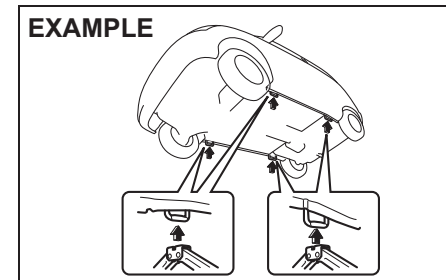
- 5) Place the spare wheel near the wheel being lifted as shown in the illustration in case that the jack slips.

### EXAMPLE



66RM08006

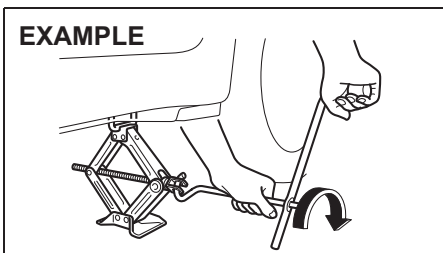
### EXAMPLE



63J100

## EMERGENCY SERVICE

### EXAMPLE



63J101

- 6) Position the jack vertically and raise the jack by turning the jack handle clockwise until the jack head groove fits around the jacking bar beneath the vehicle body.
- 7) Continue to raise the jack slowly and smoothly until the tire clears the ground. Do not raise the vehicle more than necessary.

### ⚠ WARNING

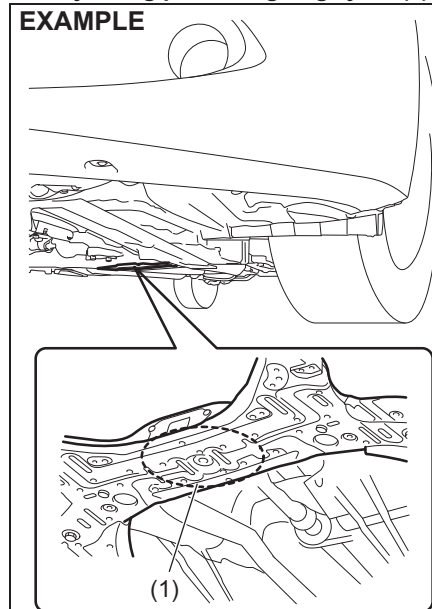
- Use the jack only to change wheels on level, hard ground.
- Never jack up the vehicle on an inclined surface.
- Never raise the vehicle with the jack in a location other than the specified jacking point (shown in the illustration) near the wheel to be changed.
- Make sure that the jack is raised at least 51 mm (2 inches) before it contacts the flange. Use of the jack when it is within 51 mm (2 inches) of being fully collapsed may result in failure of the jack.
- Never get under the vehicle when it is supported by the jack.
- Never run the engine when the vehicle is supported by the jack and never allow passengers to remain in the vehicle.

### To Raise the Vehicle with a Garage Jack

- Apply the garage jack to one of the points indicated below.
- Always support the raised vehicle with jack stands (commercially available) at the points indicated below.

### Front jacking point for garage jack (1)

#### EXAMPLE

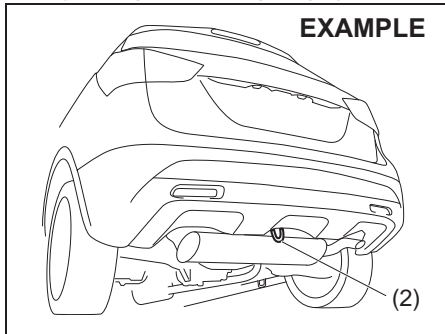


82PM08003



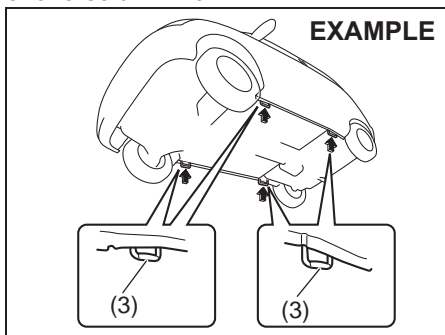
## EMERGENCY SERVICE

### Rear jacking point for garage jack (2)



64MS140

### Application point for jack stand (3) or two-column lift



61MM0B103

### NOTICE

Never apply a garage jack to the exhaust pipe, side under spoiler (if equipped), engine undercover or rear torsion beam.

#### NOTE:

For more details, please contact an authorised Maruti Suzuki workshop.

### Changing Wheels

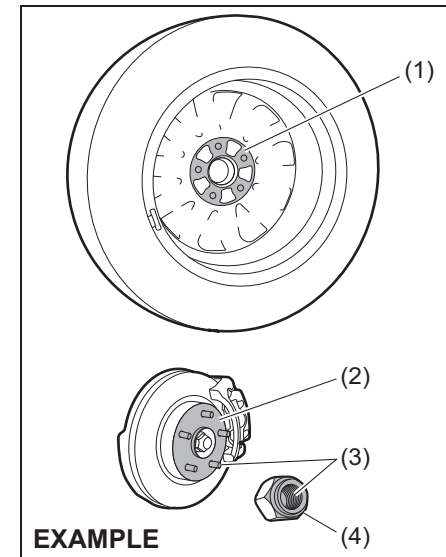
To change a wheel, use the following procedure:

- 1) Remove the jack, tools and spare wheel from the vehicle.
- 2) Loosen, but do not remove the wheel nut.
- 3) Jack up the vehicle (follow the jacking instructions in this section).

### ⚠ WARNING

- Shift into “R” (Reverse) for a manual transaxle or Auto Gear Shift vehicle when you jack up the vehicle.
- Never jack up the vehicle with the transaxle in “N” (Neutral). Otherwise, unstable jack may cause an accident.

- 4) Remove the wheel nuts and wheel.

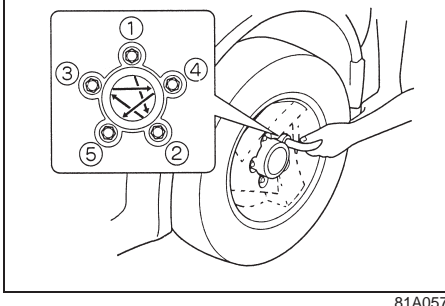


65J4033

- 5) Before installing the new wheel, clean any mud or dirt off from the surface of the wheel (1), hub (2), thread part (3) and surface of the wheel nuts (4) with a clean cloth. Clean the hub carefully; it may be hot from driving.
- 6) Install the new wheel and replace the wheel nuts with their cone shaped end facing the wheel. Tighten each nut snugly by hand until the wheel is securely seated on the hub.

## EMERGENCY SERVICE

### EXAMPLE



81A057

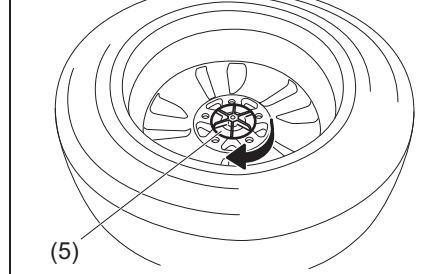
**Tightening torque for wheel nut**  
**100 Nm (10.2 kg-m, 73.8 lb-ft)**

- 7) Lower the jack and fully tighten the nuts in a crisscross fashion with a wrench as shown in the illustration.

### ⚠ WARNING

Use genuine wheel nuts and tighten them to the specified torque as soon as possible after changing wheels. Incorrect wheel nuts or improperly tightened wheel nuts may come loose or fall off, which can result in an accident. If you do not have a torque wrench, have the wheel nut torque checked by an authorised Maruti Suzuki workshop.

### EXAMPLE



82PM08006


Return the spare tire back into the luggage compartment in the reverse order of removal and tighten its bolt (5) clockwise as shown in the above illustration.

### NOTICE

**Make sure that the spare tire is fixed securely on the floor. Loosely fixed tire may cause noise during driving and damage paint on vehicle body.**

## Full Wheel Cover (if equipped)

### EXAMPLE



60G309

Insert a piece of cloth between the spokes of the wheel cover and try to pull the cover outward (as shown in figure). Take out the detached wheel cover from the wheel rim. For installation first match the slot at the wheel cover with the air filling nozzle of the wheel. Apply equal pressure at the circumference of the wheel cover to fix it in the wheel rim.

### EXAMPLE



54G117

When installing the cover, make sure that it is positioned so that it does not cover or foul the air valve.

## Jump-starting instructions

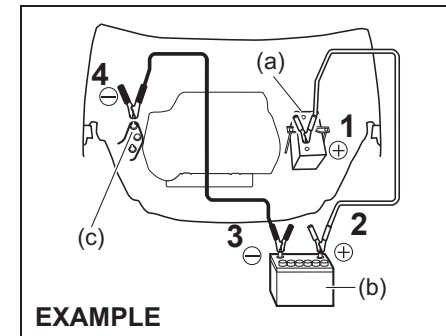
**⚠ WARNING**

- Never attempt to jump-start your vehicle if the battery appears to be frozen. Batteries in this condition may explode.
- When making jump lead connections, check that your hands and the jump leads remain clear from pulleys, belts or fans.
- Batteries produce flammable hydrogen gas. Keep flames and sparks away from the battery or an explosion may occur. Never smoke when working near the battery.
- If the booster battery you use for jump-starting is installed in another vehicle, check that the two vehicles are not touching each other.
- If your battery discharges repeatedly, for no apparent reason, have your vehicle inspected by an authorised Maruti Suzuki workshop.
- To avoid harm to yourself or damage to your vehicle or battery, follow the jump-starting instructions below.  
If you are in doubt, call for qualified road service.

**NOTICE**

Your vehicle should not be started by pushing or towing. This starting method could result in permanent damage to the catalytic converter. Use jump leads to start a vehicle with a weak or discharged battery.

- 1) Use only a 12-volt battery to jump-start your vehicle. Position the good 12-volt battery close to your vehicle so that the jump leads will reach both batteries. When using a battery installed on another vehicle, check that two vehicles do not touch each other. Set the parking brakes fully on both vehicles.
- 2) Turn off all vehicle accessories, except those necessary for safety reasons (for example, headlights or hazard lights).



## 3) Connect jump leads as follows:

1. Connect one end of the first jump lead to the positive (+) terminal of the discharged battery (1).
2. Connect the other end to the positive (+) terminal of the booster battery (2).
3. Connect one end of the second jump lead to the negative (-) terminal of the booster battery (2).
4. Make the final connection to an unpainted, heavy metal part (i.e. engine mount bolt (3)) of the engine of the vehicle with the discharged battery (1).

## EMERGENCY SERVICE

### WARNING

Never connect the jump lead directly to the negative (–) terminal of the discharged battery, or an explosion may occur.

### CAUTION

Connect the jump lead to the engine mount bracket securely. If the jump lead disconnects from the engine mount bracket because of vibration at the start of the engine, the jump lead could be caught in the drive belts.

- 4) If the booster battery you are using is fitted to another vehicle, start the engine of the vehicle with the booster battery. Run the engine at moderate speed.
- 5) Start the engine of the vehicle with the discharged battery.
- 6) Remove the jump leads in the exact reverse order in which you connected them.

## Towing

If you need to have your vehicle towed, contact a professional service. Your dealer can provide you with detailed towing instructions.

### NOTICE

Observe the following instructions when towing your vehicle.

- To help avoid damage to your vehicle during towing, proper equipment and towing procedures must be used.
- Using the frame hook, tow your vehicle on paved roads for short distances at low speed.

### 2-wheel drive (2WD) manual transaxle or Auto Gear Shift

Manual transaxle vehicles or Auto Gear Shift may be towed using either of the following methods.

- 1) From the front, with the front wheels lifted and the rear wheels on the ground. Before towing, check that the parking brake is released.
- 2) From the rear, with the rear wheels lifted and the front wheels on the ground, provided the steering and drivetrain are in operational condition. Before towing, check that transaxle is in neutral, the steering wheel is unlocked (vehicle without keyless push start system - the ignition key should be in

“ACC” position) (vehicle with keyless push start system - the ignition mode is “ACC”), and the steering wheel is secured with a clamping device designed for towing service.

### NOTICE

After shifting the Auto Gear Shift gearshift lever to the “N” position, always check the gear position indicator in the instrument cluster shows the “N” position to make sure that the transaxle is disengaged.

If the transaxle cannot be put in neutral, turn the key from “LOCK” to “ON” position or press the engine switch to change the ignition mode to “ON”, and move the Auto Gear Shift gearshift lever from “N” to “D”, “M” or “R”, then back to “N” again. Then turn the key from “ON” to “LOCK” position or press the engine switch to change the ignition mode to “LOCK” (OFF).

These procedures may help put the transaxle in neutral. If the transaxle still cannot be put in neutral, you cannot tow the vehicle without using a towing dolly.

|               |
|---------------|
| <b>NOTICE</b> |
|---------------|

|   |
|---|
| <p><b>The steering column is not strong enough to withstand shocks transmitted from the front wheels during towing. Always unlock the steering wheel before towing.</b></p> |
|---|

**Engine trouble: Starter does not operate**

- 1) Try turning the ignition switch to "START" position or try pressing the engine switch to change the ignition mode to "START" with the headlights turned on to determine the battery condition. If the headlights go excessively dim or go off, it usually means that either the battery is discharged or the battery terminal contact is poor. Recharge the battery or correct battery terminal contact as necessary.
- 2) If the headlights remain bright, check the fuses. If the reason for failure of the starter is not obvious, there may be a major electrical problem. Have the vehicle inspected by your authorised Maruti Suzuki workshop.

**Engine trouble: Flooded engine**

If the engine is flooded with fuel, it may be hard to start. If this happens, press the accelerator pedal all the way to the floor and hold it there while cranking the engine. Do not operate the starter motor for more than 30 seconds.

**NOTE:**

*For keyless push start, if the engine refuses to start, the starter motor automatically stops after a certain period of time. After the starter motor has automatically stopped or there is anything abnormal in the engine starting system, the starter motor runs only while the engine switch is held pressed.*

## EMERGENCY SERVICE

### Engine trouble: Overheating

The engine could overheat temporarily under severe driving conditions. If the high engine coolant temperature warning light comes on as overheating during driving:

- 1) Turn off the air conditioner, if equipped.
- 2) Take the vehicle to a safe place and park.
- 3) Run the engine at a normal idle speed for a few minutes until the high engine coolant temperature warning light goes off.

#### WARNING

If you see or hear escaping steam, stop the vehicle in a safe place and immediately turn off the engine to cool it. Do not open the hood when steam is present. When the steam can no longer be seen or heard, open the hood to see if the coolant is still boiling. If it is, you must wait until it stops boiling before you proceed.

If the high engine coolant temperature warning light does not go off:

- 1) Turn off the engine and check that the water pump belt and pulleys are not damaged or slipping. If any abnormality is found, correct it.
- 2) Check the coolant level in the reservoir. If it is found to be lower than "LOW" line, check radiator, water pump, radiator hoses and heater hoses for leakage.

If leakage that may cause overheating is found, do not run the engine until these problems have been corrected.

- 3) If leakage is not found, carefully add coolant to the reservoir and then the radiator, if necessary. (Refer to "Engine coolant" in "INSPECTION AND MAINTENANCE" section.)

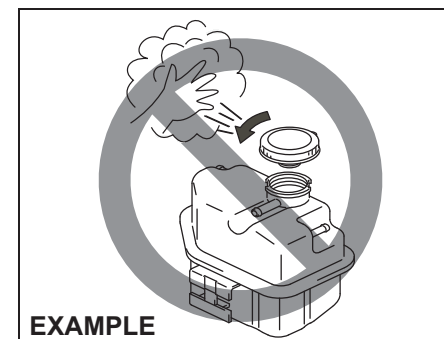
#### NOTE:

If engine overheats and you are not sure what to do, contact your authorised Maruti Suzuki workshop.

#### EXAMPLE



79J007



#### EXAMPLE

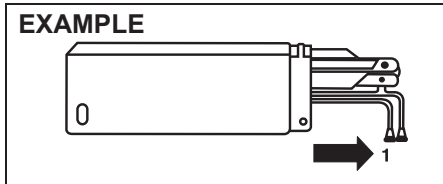
56RM08002

#### WARNING

- It is hazardous to remove the radiator cap (or degassing tank cap for a diesel engine) when the water temperature is high, because scalding fluid and steam may be blown out under pressure. The cap should only be taken off when the coolant temperature has lowered.
- To help prevent personal injury, keep hands, tools and clothing away from the engine cooling fan and air-conditioner fan (if equipped). These electric fans can automatically turn on without warning.

## Warning Triangle

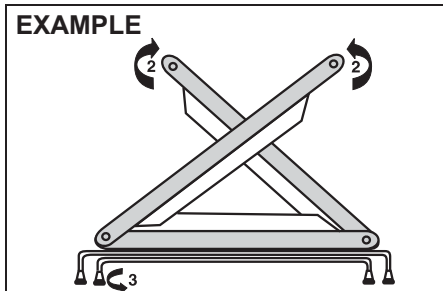
### EXAMPLE



MHO-07-001

In case of vehicle break-down or during emergency stopping, where, your vehicle could become a potential traffic hazard, keep the warning triangle, provided with your vehicle, on the road free from any obstacles behind your vehicle so as to warn the approaching traffic, at an approximate distance of 50-100 m. The reflecting side of the triangle should face the on coming traffic. Please activate the hazard warning lamps before alighting the vehicle to keep the warning triangle.

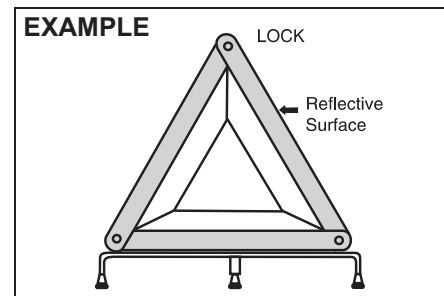
### EXAMPLE



MHO-07-014

- Remove the warning triangle carefully from the cover as shown by arrow 1.
- Open both the reflector arms as shown by arrow and lock the arms with each other with the clip provided in the right arm. Open the bottom stand in counter clock-wise direction as shown by arrow 3. Position the warning triangle behind the vehicle on a plain surface.
- Reverse the removal procedure for keeping inside the cover.

### EXAMPLE




MHO-07-015





## APPEARANCE CARE

|                            |     |
|----------------------------|-----|
| Corrosion Prevention ..... | 9-1 |
| Vehicle Cleaning .....     | 9-2 |



82PM09004

## APPEARANCE CARE

### Corrosion Prevention

It is important to take good care of your vehicle to protect it from corrosion. Listed below are instructions for how to maintain your vehicle to prevent corrosion. Please read and follow these instructions carefully.

#### Important Information About Corrosion

##### Common causes of corrosion

- 1) Accumulation of road salt, dirt, moisture, or chemicals in hard-to-reach areas of the vehicle underbody or frame.
- 2) Chipping, scratches and any damage to treated or painted metal surfaces resulting from minor accidents or abrasion by stones and gravel.

##### Environmental conditions which accelerate corrosion

- 1) Road salt, dust control chemicals, sea air or industrial pollution will all accelerate the corrosion of metal.
- 2) High humidity will increase the rate of corrosion particularly when the temperature range is just above the freezing point.
- 3) Moisture in certain areas of a vehicle for an extended period of time may promote corrosion even though other body sections may be completely dry.
- 4) High temperatures will cause an accelerated rate of corrosion to parts of the

vehicle which are not well ventilated to permit quick drying.

This information illustrates the necessity of keeping your vehicle (particularly the underbody) as clean and dry as possible. It is equally important to repair any damage to the paint or protective coatings as soon as possible.

#### How to Help Prevent Corrosion

##### Wash your vehicle frequently

The best way to preserve the finish on your vehicle and to help avoid corrosion is to keep it clean with frequent washing.

Wash your vehicle at least once during the winter and once immediately after the winter. Keep your vehicle, particularly the underside, as clean and dry as possible.

If you frequently drive on salted roads, your vehicle should be washed at least once a month during the winter. If you live near the ocean, your vehicle should be washed at least once a month throughout the year.

For washing instructions, refer to the "Vehicle Cleaning" section.

##### Remove foreign material deposits

Foreign material such as salts, chemicals, road oil or tar, tree sap, bird droppings and industrial fall-out may damage the finish of your vehicle if it is left on painted surfaces. Remove these types of deposits as quickly as possible. If these deposits are difficult to wash off, an additional cleaner may be required. Be sure that any cleaner you use is not harmful to painted surfaces and is specifically intended for your purposes. Follow the manufacturer's directions when using these special cleaners.

##### Repair finish damage

Carefully examine your vehicle for damage to the painted surfaces. Should you find any chips or scratches in the paint, touch them up immediately to prevent corrosion from starting. If the chips or scratches have gone through to the bare metal, have a qualified body shop make the repair.

##### Keep passenger and luggage compartments clean

Moisture, dirt or mud can accumulate under the floor mats and may cause corrosion. Occasionally, check under these mats to ensure that this area is clean and dry. More frequent checks are necessary if the vehicle is used off road or in wet weather.

Certain cargos such as chemicals, fertilizers, cleaners, salts, etc. are extremely corrosive by nature. These products should be transported in sealed containers. If a

## APPEARANCE CARE

spill or leak does occur, clean and dry the area immediately.


### Store your vehicle in a dry, well-ventilated area

Do not park your vehicle in a damp, poorly ventilated area. If you often wash your vehicle in the garage or if you frequently drive it in when wet, your garage may be damp. The high humidity in the garage may cause or accelerate corrosion. A wet vehicle may corrode even in a heated garage if the ventilation is poor.

#### WARNING

**Do not apply additional undercoating or rust preventive coating on or around exhaust system components such as the catalytic converter, exhaust pipes, etc. A fire could be started if the undercoating substance becomes overheated.**

## Vehicle Cleaning



82PM09001

#### WARNING

**When cleaning the interior or exterior of the vehicle, NEVER USE flammable solvents such as lacquer thinners, gasoline, benzene or cleaning materials such as bleaches or strong household detergents. The materials could cause personal injury or damage to the vehicle.**

## Cleaning the Interior

### Vinyl upholstery

Prepare a solution of soap or mild detergent mixed with warm water. Apply the solution to the vinyl with a sponge or soft cloth and let it soak for a few minutes to loosen dirt.

Rub the surface with a clean, damp cloth to remove dirt and the soap solution. If some dirt still remains on the surface, repeat this procedure.

### Fabric upholstery

Remove loose dirt with a vacuum cleaner. Using a mild soap solution, rub stained areas with a clean damp cloth. To remove soap, rub the areas again with a cloth dampened with water. Repeat this until the stain is removed, or use a commercial fabric cleaner for tougher stains. If you use a fabric cleaner, carefully follow the manufacturer's instructions and precautions.

### Leather upholstery

Remove loose dirt with a vacuum cleaner. Using a mild soap or saddle soap solution, wipe dirt off with a clean damp soft cloth. To remove soap, wipe the areas again with a soft cloth dampened with water. Wipe the areas dry with a soft dry cloth. Repeat this until the dirt or stain is removed, or use a commercial leather cleaner for tougher dirt or stains. If you use a leather cleaner, carefully follow the manufacturer's instructions.

## APPEARANCE CARE

tions and precautions. Do not use solvent type cleaners or abrasive cleaners.

### NOTE:

- *In order to keep leather upholstery looking good, it should be cleaned at least twice a year.*
- *If leather upholstery becomes wet, immediately wipe it dry with tissue paper or a soft cloth. Water may cause leather to harden and shrink if it is not wiped off.*
- *When parking on sunny days, select a shady place or use a sunshade. If leather upholstery is exposed to direct sunlight for a long time, it may discolor and shrink.*
- *As is common with natural materials, leather is inherently irregular in grain and cowhide has spots in its natural state. These do not affect the performance of the leather in any way.*

### Seat belts

Clean seat belts with a mild soap and water. Do not use bleach or dye on the belts. They may weaken the fabric in the belts.

### Vinyl floor mats

Ordinary dirt can be removed from vinyl with water or mild soap. Use a brush to help loosen dirt. After the dirt is loosened, rinse the mat thoroughly with water and dry it in the shade.

### Carpets

Remove dirt and soil as much as possible with a vacuum cleaner. Using a mild soap solution, rub stained areas with a clean damp cloth. To remove soap, rub the areas again with a cloth dampened with water. Repeat this until the stain is removed, or use a commercial carpet cleaner for tougher stains. If you use a carpet cleaner, carefully follow the manufacturer's instructions and precautions.

### Instrument panel and console

Remove loose dirt with a vacuum cleaner. Gently wipe dirt off with a tightly squeezed damp clean cloth. Repeat this until the dirt is removed.

### NOTICE

**Do not use chemical products that contain silicon to wipe electrical components such as the air conditioning system, audio, navigation system, or other switches. These will cause damage to the components.**

## Cleaning the Exterior

### NOTICE

**It is important that your vehicle be kept clean and free from dirt. Failure to keep your vehicle clean may result in fading of the paint or corrosion to various parts of the vehicle body.**

### Caring for Aluminum Wheels

#### NOTE:

- *Do not use an acidic or alkaline detergent to wash aluminum wheels. These types of detergent will cause permanent spots, discoloration and cracks on finished surfaces.*
- *Do not use a bristle brush and soap containing an abrasive material. These will damage finished surfaces.*

## APPEARANCE CARE


### Washing

#### **⚠ WARNING**

- Never attempt to wash and wax your vehicle with the engine running.
- When cleaning the underside of the body and fender, where there may be sharp-edged parts, you should wear gloves and a long-sleeved shirt to protect your hands and arms from being cut.
- After washing your vehicle, carefully test the brakes before driving to make sure they have maintained their normal effectiveness.

### Washing by hand

#### **EXAMPLE**



82PM09002

#### **⚠ CAUTION**

If your vehicle is equipped with the rain-sensing wiper system, place the wiper control lever in the "OFF" position. If the lever is left in the "AUTO" position, the wipers could unexpectedly operate and cause an injury, and could also be damaged.

When washing the vehicle, park it where direct sunlight does not fall on it and follow the instructions below:

- 1) Flush the underside of body and wheel housings with pressurized water to remove mud and debris. Use plenty of water.

#### **NOTICE**

When washing the vehicle:

- Avoid directing steam or hot water of more than 80°C (176°F) on plastic parts.
- To avoid damaging engine components, do not use pressurized water in the engine compartment.
- To avoid damaging request switch (if equipped), do not use pressurized water.

- 2) Rinse the body to loosen the dirt. Remove dirt and mud from the body exterior with running water. You may use a soft sponge or brush. Do not use hard materials which can scratch the paint or plastic. Remember that the headlight covers or lenses are made of plastic in many cases.

#### **NOTICE**

To avoid damage to the paint or plastic surface, do not wipe the dirt off without ample water. Be sure to follow above procedure.

- 3) Wash the entire exterior with a mild detergent or car wash soap using a sponge or soft cloth. The sponge or cloth should be frequently soaked in the soap solution.

#### **NOTICE**

When using a commercial car wash product, observe the cautions specified by the manufacturer. Never use strong household detergents or soaps.

- 4) Once the dirt has been completely removed, rinse off the detergent with running water.
- 5) Wipe off the vehicle body with a wet chamois or cloth and allow it to dry in the shade.

## APPEARANCE CARE

- 6) Check carefully for damage to painted surfaces. If there is any damage, touch-up the damage following the procedure below:
1. Clean all damaged spots and allow them to dry.
  2. Stir the paint and touch-up the damaged spots lightly using a small brush.
  3. Allow the paint to dry completely.

### Washing by an automatic car wash

#### NOTICE

If you use an automatic car wash, check that your vehicle's body parts, such as spoilers, cannot be damaged. If you are in doubt, consult the car wash operator for advice.

### Washing by a high-pressure cleaner


#### NOTICE

If you use a high-pressure cleaner, keep away the nozzle from your vehicle sufficiently.

- Bringing the nozzle to your vehicle too close or pointing the nozzle to the opening of front grill or bumper etc. can cause damage and malfunction of the vehicle body and parts.
- Pointing the nozzle to the weather-strip of door glasses, doors and the sunroof (if equipped) can allow water to enter the cabin.

### Waxing


#### EXAMPLE



82PM09003

After washing the vehicle, waxing and polishing are recommended to further protect and beautify the paint.

- Only use waxes and polishes of good quality.
- When using waxes and polishes, observe the precautions specified by the manufacturers.



84MM01001

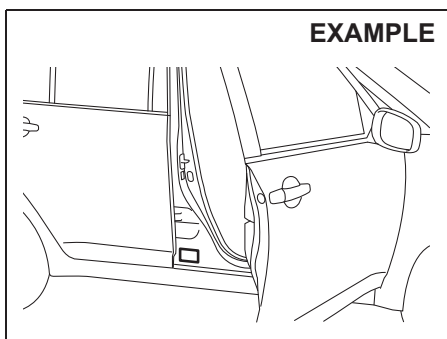
GENERAL INFORMATION

Vehicle Identification ..... 10-1  
FASTag (if equipped) ..... 10-1

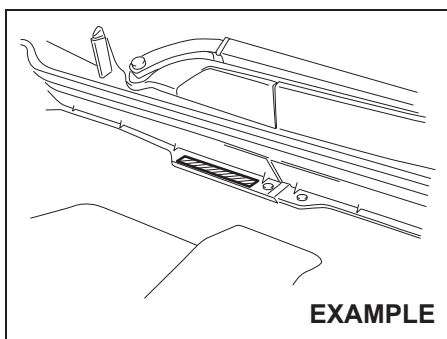
## GENERAL INFORMATION

### Vehicle Identification

#### Chassis Serial Number



79MH0A01

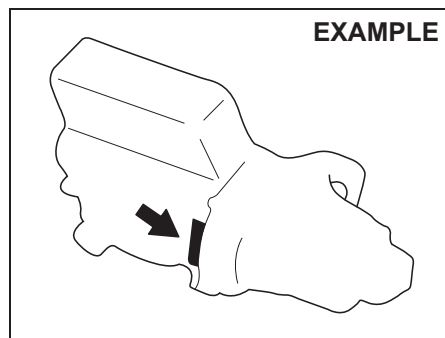


82PM100001

The chassis and/or engine serial numbers are used to register the vehicle. They are

also used to assist your dealer when ordering or referring to special service information. Whenever you have occasion to consult your authorised Maruti Suzuki workshop, remember to identify your vehicle with this number. Should you find the number difficult to read, you will also find it on the identification plate.

#### Engine Serial Number



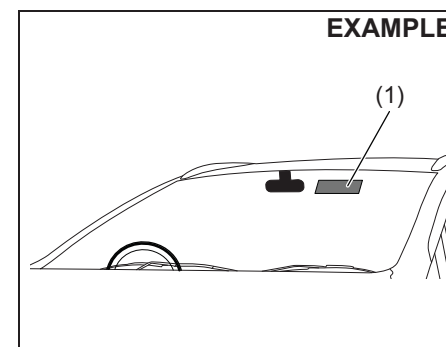
60G128

The engine serial number is stamped on the cylinder block as shown in the illustration.

#### FASTag (if equipped)

As per Ministry of Road Transport and Highways, the FASTag (1) is mandatory for each vehicle for the purpose of electronic toll collection or any other purpose as may be defined by the Government of India.

In case of any damage to FASTag or replacement of front windscreen, please contact your nearest authorised Maruti Suzuki workshop.

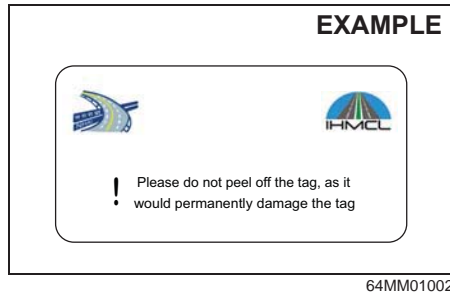


64MM01001



## GENERAL INFORMATION

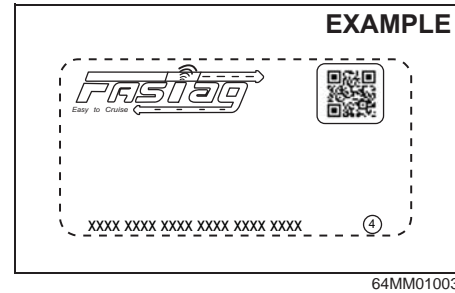
### As seen from inside of the vehicle



**NOTE:**

The picture shown is for indicative purpose only. Internal structure of actual device mounted on vehicle may be different.

### As seen from outside of the vehicle



**NOTE:**

The picture shown is for indicative purpose only. Internal structure of actual device mounted on vehicle may be different.

**NOTE:**

- Any attempt to remove the tag from the windscreen will result in permanent damage to the tag.
- Use of chemical cleaners to clean the windscreen area where the tag is mounted can damage the tag.
- Use of any sharp objects on the tag can damage the tag.



## SPECIFICATIONS

### SPECIFICATIONS

*NOTE:*

*Specifications are subject to change without notice.*

| ITEM: Dimensions |       | UNIT: mm |
|------------------|-------|----------|
| Overall length   |       | 3995     |
| Overall width    |       | 1790     |
| Overall height   |       | 1640     |
| Wheelbase        |       | 2500     |
| Track            | Front | 1535     |
|                  | Rear  | 1505     |

| ITEM: Mass (weight)                |       | UNIT: kg    |
|------------------------------------|-------|-------------|
| Curb mass (weight)                 |       | 1175 - 1210 |
| Gross vehicle mass (weight) rating |       | 1680        |
| Permissible maximum Axle Weight    | Front | 890         |
|                                    | Rear  | 870         |

## SPECIFICATIONS

| ITEM: Engine        |                      |
|---------------------|----------------------|
| Type                | D13A (DOHC)          |
| Number of cylinders | 4                    |
| Bore                | 69.6 mm              |
| Stroke              | 82.0 mm              |
| Piston displacement | 1248 cm <sup>3</sup> |
| Compression ratio   | 17.6 : 1             |

| ITEM: Electrical |   |
|------------------|---|
| Battery          | DIN50LMF                                  |
| Fuses            | See "INSPECTION AND MAINTENANCE" section. |

## SPECIFICATIONS

| ITEM: Lights                  |                                   | WATTAGE   | BULB No. |
|-------------------------------|-----------------------------------|-----------|----------|
| Headlight                     | High beam                         | 12V 55W   | H1       |
|                               | Low beam                          | 12V 55W   | H7       |
| Front fog light (if equipped) |                                   | 12V 24W   | PSX24W   |
| Position light                |                                   | 12V 5W    | W5W      |
|                               |                                   | LED       | —        |
| Turn signal light             | Front                             | 12V 21W   | PY21W    |
|                               | Rear                              | 12V 21W   | PY21W    |
| Side turn signal light        |                                   | 12V 5W    | WY5W     |
|                               |                                   | LED       | —        |
| Brake/tail light              | Type A                            | 12V 21/5W | P21/5W   |
| Brake light                   | Type B                            | 12V 21W   | P21W     |
| Tail light                    | Type A                            | 12V 5W    | W5W      |
|                               | Type B                            | LED       | —        |
| High mount stop light         |                                   | LED       | —        |
| Reversing light               |                                   | 12V 16W   | W16W     |
| License plate light           |                                   | 12V 5W    | W5W      |
| Interior light                | Glove box light (if equipped)     | 12V 1.4W  | —        |
|                               | Footwell light (if equipped)      | LED       | —        |
|                               | Vanity mirror light (if equipped) | 12V 5W    | W5W      |
|                               | Front (if equipped)               | 12V 5W    | W5W      |
|                               | Center                            | 12V 10W   | —        |
|                               | Luggage compartment (if equipped) | 12V 5W    | W5W      |

## SPECIFICATIONS

| ITEM: Wheels and Tires          |                                     |   |
|---------------------------------|-------------------------------------|---|
| Tire size                       |                                     | 205/60R16 92H <sup>*1</sup> , 215/60R16 95H <sup>*1</sup>   |
| Rim size                        |                                     | 205/60R16 92H tire: 16 × 6J (Steel)<br>215/60R16 95H tire: 16 × 6 1/2J (Alloy)                            |
| Tire pressures                  |                                     | For the specified tire pressure, see the Tire Information Label located on the driver's door lock pillar. |
| Tire size spare/ Rim size spare | For vehicle equipped with 215/60R16 | 215/60R16 <sup>*2</sup> (steel wheel)/16 × 6J   |
|                                 | For vehicle equipped with 205/60R16 | 205/60R16 <sup>*2</sup> (steel wheel)/16 × 6J   |

\*1: When tire replacement is necessary and if the specified load index and speed rated tire is not available, then use a tire of higher load index and speed rating.

\*2: The spare wheel provided with alloy wheel variant is steel wheel rim, hence follow 4 tire rotation only. (Refer: Section "Inspection and maintenance")

| ITEM: Recommended Fuel/Lubricants and Capacities (approx.) |  |   |
|--|--|---|
| Fuel   | See "FUEL RECOMMENDATION" section.                 | 48 L <sup>#</sup>   |
| Engine oil   | Classification: ACEA A5/B5<br>Viscosity: SAE 5W-30 | 3.2 L (replacement with oil filter)   |
| Engine coolant   | See "INSPECTION AND MAINTENANCE" section.          | 6.5 L (including degassing tank)  |
| Manual transaxle oil                                       | "MARUTI GENUINE GEAR OIL 75W-80"                   | 2.6 L   |
| Auto Gear Shift oil  |  | 2.65 L  |
| Brake fluid / Clutch fluid                                 | MARUTI GENUINE BRAKE FLUID (MGBF) or DOT 3         | Refill to the proper oil level according to the instructions in the "INSPECTION AND MAINTENANCE" section. |

# The fuel tank capacity is slightly more than the recommended quantity of fuel that you can fill. The additional voluminous space is provided for safety and scientific reasons.

## SERVICE NETWORK (AS ON 01.01.2018)

- MARUTI SUZUKI AUTHORISED DEALER WORKSHOP : SALES, SERVICE, WARRANTY & SPARE PARTS
- MARUTI SUZUKI NEXA DEALER WORKSHOP : SALES, SERVICE, WARRANTY & SPARE PARTS
- MARUTI SERVICE MASTER (MSM) : SERVICE, WARRANTY & SPARE PARTS
- MARUTI SERVICE ZONE (MSZ) : SERVICE, WARRANTY & SPARE PARTS
- MARUTI AUTHORISED SERVICE STATIONS (MASSs) : 'A' CATEGORY MASSs (\*\*MARKED)  
Free & paid Service, Major repairs & Accidental repairs
- 'B' CATEGORY MASSs (\* MARKED)  
Free & paid Service & Major repairs
- 'C' CATEGORY MASSs (##MARKED)  
Free & paid Service & Minor repairs
- 'D' CATEGORY MASSs (#MARKED)  
Free Service & Minor repairs

### NOTE:

MASSs are not authorised to undertake Warranty jobs. Customers are requested to approach only Maruti Suzuki Authorised Dealer Workshop / Maruti Suzuki Nexa Dealer Workshop / Maruti Service Master / Maruti Service Zone for Warranty jobs.

For latest Service Network details kindly visit [www.marutisuzuki.com](http://www.marutisuzuki.com) or contact our regional office / area office as mentioned below.

| REGIONAL OFFICE   | AREA COVERED                           |
|---|--|
| REGIONAL OFFICE (NORTH-I) MARUTI SUZUKI INDIA LIMITED<br>70/A, RAJPUR ROAD, OPP. MADHUBAN HOTEL, DEHRADUN (UTTARAKHAND)- 248001<br>PH. 0135-2740549                           | UTTARAKHAND AND PART OF U.P.           |
| REGIONAL OFFICE (NORTH-II) MARUTI SUZUKI INDIA LIMITED<br>SCO: 39-40, SECTOR 8C, MADHYA MARG, CHANDIGARH - 160018<br>PH. NO.- 0172-2780056                                    | PUNJAB, CHANDIGARH, JAMMU AND KASHMIR  |
| REGIONAL OFFICE (NORTH-III) MARUTI SUZUKI INDIA LIMITED<br>GROUND FLOOR, BLOCK B-1, PICUP BHAWAN, GOMTI NAGAR, LUCKNOW-226010<br>PH:-0522-2720932-34                          | PART OF U.P.                           |
| REGIONAL OFFICE (NORTH-IV) MARUTI SUZUKI INDIA LIMITED<br>S.C.O. 81, FIRST FLOOR, SECTOR 5, PANCHKULA (HARYANA)-134109<br>PH : (0172) 2590056, 2580056                        | PART OF HARYANA AND HIMACHAL PRADESH   |
| REGIONAL OFFICE (EAST-I) MARUTI SUZUKI INDIA LIMITED<br>L & T CHAMBERS, 4TH FLOOR, 16 CAMAC STREET, KOLKATA-700 017<br>PH : (033) 22835252-54                                 | WEST BENGAL, SIKKIM, ANDAMAN & NICOBAR |
| REGIONAL OFFICE (EAST-II) MARUTI SUZUKI INDIA LIMITED<br>4TH FLOOR, ROHINI, OPP. HOTEL APSARA, 56, CIRCULAR ROAD, LALPUR<br>RANCHI - 834001, JHARKHAND PH.: - 0651-2563931/61 | BIHAR, JHARKHAND                       |

## SERVICE NETWORK (AS ON 01.01.2018)

|   |  |
|---|--|
| REGIONAL OFFICE (EAST-III) MARUTI SUZUKI INDIA LIMITED<br>5A, 5TH FLOOR, PEACE ENCLAVE 724, ULUBARI, G.S.ROAD,<br>GUWAHATI-781007 (ASSAM) TELE: 0361-2734308/10/11/12                                       | ARUNACHAL PRADESH, ASSAM, MANIPUR, MEGHALYA,<br>MIZORAM, NAGALAND, TRIPURA |
| REGIONAL OFFICE (WEST-I) MARUTI SUZUKI INDIA LIMITED<br>602, MADHAVA BLDG, BANDRA KURLA COMPLEX BANDRA (E)<br>MUMBAI 4000051  | PART OF MAHARASHTRA AND GOA  |
| REGIONAL OFFICE (WEST-II) MARUTI SUZUKI INDIA LIMITED<br>SACRED WORLD, 7TH FLOOR, NORTH BLOCK, UNIT NUMBER 708-715; JAGTAP CHOWK,<br>WANAWADI, PUNE – 411 040 (MAHARASHTRA)<br>Ph. (020) 26856037 / 38 / 39 | PART OF MAHARASHTRA  |
| REGIONAL OFFICE (WEST-III) MARUTI SUZUKI INDIA LIMITED<br>211-213, 2ND FLOOR, ISCON MALL, ABOVE STAR INDIA BAZAR, SATELLITE,<br>AHMEDABAD - 380015 PH NO - 079 – 40036660                                   | GUJARAT, DADRA & NAGAR HAVELI, DAMAN AND DIU                               |
| REGIONAL OFFICE (SOUTH-I) MARUTI SUZUKI INDIA LIMITED<br>7TH FLOOR, CAPITAL TOWERS, # 180, KODAMBAKKAM HIGH ROAD, NUNGAMBAKKAM,<br>CHENNAI – 600034 PH. - 044 - 28233050 – 53                               | TAMILNADU  |
| REGIONAL OFFICE (SOUTH-II) MARUTI SUZUKI INDIA LIMITED<br>SKAV 909, 11TH FLOOR, UNIT 1001 LAVELLA ROAD, NEAR RICHMOND CIRCLE<br>BANGALORE- 560001 Ph. 080-22236464  | KARNATAKA  |
| REGIONAL OFFICE (SOUTH-III) MARUTI SUZUKI INDIA LIMITED<br>2ND FLOOR, TUTUS TOWERS, NH47- BYE PASS, PADIVATTOM, COCHIN- 682024, PHONE:<br>0484-4088400  | KERALA   |
| REGIONAL OFFICE (SOUTH EAST-I) MARUTI SUZUKI INDIA LIMITED<br>101-102 FIRST FLOOR MAHAVIR CHAMBERS, LIBERTY SQUARE STANZA,<br>HIMAYATH NAGAR, HYDERABAD-500029, TELANGANA CONTACT NO: 040-667299999         | ANDHRA PRADESH, TELANGANA  |
| REGIONAL OFFICE (SOUTH EAST-II) MARUTI SUZUKI INDIA LIMITED<br>UTKAL SIGNATURE, UNIT NO. 605 & 606 (6TH FLOOR) NH-5, PAHAL,<br>CUTTACK-BHUBANESWAR ROAD, BHUBANESWAR-752101, ODISHA PH. 0674-6571581        | ODISHA AND CHHATTISGARH  |
| REGIONAL OFFICE (CENTRAL-I & II) MARUTI SUZUKI INDIA LIMITED<br>PLOT NO 1, NELSON MANDELA ROAD, VASANT KUNJ, NEW DELHI- 110070<br>PH NO. 011 4678 2086/ 4678 2087   | DELHI, PART OF U.P, PART OF HARYANA  |
| REGIONAL OFFICE (CENTRAL-III) MARUTI SUZUKI INDIA LIMITED<br>7TH POOJA TOWER, 3 GOPALPURA BYEPASS, TONK ROAD<br>JAIPUR (RAJASTHAN)- 302018  | RAJASTHAN  |
| REGIONAL OFFICE (CENTRAL-IV) MARUTI SUZUKI INDIA LIMITED<br>3RD FLOOR, COMMERCE HOUSE, 7 RACE COURSE ROAD INDORE (M.P)<br>PIN CODE: 452001 CONTACT NO.: 0731 4069382  | MADHYA PRADESH   |



**SERVICE NETWORK (AS ON 01.01.2018)**

| <b>DETAILS OF AREA OFFICES</b> |  |
|--------------------------------|--|
| <b>Area Office Location</b>    | <b>Area Office Address</b>   |
| Agra                           | Maruti Suzuki India Limited, 7th Floor, B-15/8, Shri Vrindavan Tower, Sanjay Place, Agra-282001<br>Ph:-0562-4052646/47                                   |
| Bhopal                         | Maruti Suzuki India Limited, 522, 5th Floor Corporate Zone, Ashima Mall, Hoshangabad Road, Bhopal (M.P)<br>Pin Code: 462 026 Contact : 0755 6051555      |
| Calicut                        | Maruti Suzuki India Limited, 1st Floor, Central Arcade, Bypass Road, Puthiyara, Calicut- 673004, Phone:<br>0495-2723151                                  |
| Coimbatore                     | Maruti Suzuki India Limited, Srivari Gokul Towers, First floor, (East wing), No.108/3, Race course,<br>Coimbatore - 641018 Ph.- 0422-2221091             |
| Hubli                          | Maruti Suzuki India Limited, Shiva Avenue, 2nd Floor, Gokul Road, Hubli - 580030,<br>Ph: 0836-4259447  |
| Jammu                          | Maruti Suzuki India Limited, Hall no: 315, A2,3rd Floor, South Block, Bahu Plaza, Jammu-180012<br>M: 9622066444/9622524343                               |
| Ludhiana                       | Maruti Suzuki India Limited, SCO No. 16/17, 4Th Floor, Fortune Chambers, Feroze Gandhi Market,<br>Ludhiana-141001, Ph: 0161-4649763, 4649765             |
| Madurai                        | Maruti Suzuki India Limited, 3rd floor, ADR towers, Kalavasal, Theni Bye pass road, Madurai-625016<br>Ph. - 0452-4200203                                 |
| Nagpur                         | Maruti Suzuki India Limited, lot No.244, 1st Floor, Narayani House, Hill Road, Dharampeth Extention,<br>Nagpur - 440010 (Maharashtra) Ph. (0712) 2225808 |

## SERVICE NETWORK (AS ON 01.01.2018)

| DETAILS OF AREA OFFICES |   |
|-------------------------|---|
| Area Office Location    | Area Office Address   |
| Nashik                  | Maruti Suzuki India Limited, Plot No.202, Rushiraj Towers, Jehan Circle, Gangapur Road, Nashik - 422 005 (Maharashtra) Ph. (0253) 6698551   |
| Patna                   | Maruti Suzuki India Limited, 307-308, Vasundhara Metro Mall, Rajapur Pul, East Boring Canal Road, Patna - 800001, Bihar Phone - 0612-2559145  |
| Raipur                  | Maruti Suzuki India Limited, 629-630, Magneto Offizo, Magneto The Mall, Labhandi, Raipur, Chhattisgarh, Pin - 492001 Ph.- 0771-4039643  |
| Siliguri                | Maruti Suzuki India Limited, Unit 401, 4th Floor, Quantum Siliguri, Parivahan Nagar, Matigara Siliguri - 734010 West Bengal   |
| Surat                   | Maruti Suzuki India Limited, 304, Shivalik Western, Above TGB Restaurant, L.P. Savani Road, Adajan Surat - 395009 Ph - 0261-6544450/51  |
| Trivandrum              | Maruti Suzuki India Limited, 8th Floor, KEK Tower, Opp. Police Head Quarters, Vazhuthacadu, Trivandrum - 695010, Phone:- 0471-2322366   |
| Udaipur                 | Maruti Suzuki India Limited, 302 & 303, 3rd Floor. Manglam's Fun Square, Durga Nursery Road. Udaipur, (Rajasthan) 313001  |
| Visakhapatnam           | Maruti Suzuki India Limited, Door No. 10-50-58/1, 3rd Floor, Waltair Main Road, Ramnagar, Above westside store, RK Estates, Visakhapatnam-530002, Andhra Pradesh Contact No: 0891 2745299 |

**DEALER WORKSHOP (AS ON 01.01.2018 )**

**CHANDGAD**

1. SAI SERVICE PVT. LTD. (BTF1-BTF-01), GAT NO.360, G.P.M NO.157, A/P HALKARNI TALUKA CHANDGAD, DISTT. KOLHAPUR, MAHARASHTRA. - 416507  
PH :02320-239339.

**ANDAMAN & NICOBAR**

**DIGLIPUR**

2. AGENCY HOUSE (A & N ISLANDS) PVT. LTD. (PU01-PU-01), MADHUPUR VILLAGE.TEHSIL DIGLIPUR,NORTH ANDAMAN - 744202  
PH :03192-271056.

**PORTBLAIR**

3. AGENCY HOUSE (A & N ISLANDS) PVT. LTD. (E102-E1-02), NAYAGEN, PORTBLAIR - 744101  
PH :3192-227104, 211682.  
4. AGENCY HOUSE (A & N ISLANDS) PVT. LTD. (E102-E1-01), GARACHRAMA, PORT BLAIR - 744105  
PH :3192-251980, 253586, 211590.

**RANGAT**

5. AGENCY HOUSE (A & N ISLANDS) PVT. LTD. (E102-FJ-03), NIMBUTULLA, PO RANGAT, DIST. MIDDLE ANDMAN. - 744201  
PH :3192-211546.

**ANDHRA PRADESH**

**AMALAPURAM**

6. S.B. MOTOR CORPORATION (BTS1-BTS-01), #241/2B, BESIDE: BAPUJI PRIMARY SCHOOL MAIN ROAD, OPP. RR NAGAR, BANDARULANKA, AMALAPURAM, EAST GODAVARI (DIST) - 533201  
PH :98853173333.

**ANAKAPALLE**

7. JAYABHERI AUTOMOTIVES PVT LTD (0N01-0N-01), SURVEY NO.822/1 & 2, NH-5 ROAD, ANAKAPALLE, DISTT. VISHAKHAPATNAM. - 531001  
PH :7093575555.

**ANANTAPUR**

8. SRI DURGA AUTOMOBILES (1B01-1B-01), 17/377-A,GOOTY ROAD,ANANTAPUR - 515001  
PH :08554-277958.

**BHIMAVARAM**

9. NOVELTY REDDY AND REDDY AUTOMOTIVES (7M01-7M-01), NEAR BYEPASS ROAD,UNDI ROAD,BHIMAVARAM - 534202  
PH :0881-2765645.

**BOBBILI**

10. VARUN MOTORS PVT. LTD. (CAM1-CAM-01), D. NO. 4-64, SURVEY NO. 219/8, VILLAGE – MALLAMMAPETA, BESIDE GROWTH CENTRE, BOBBILI, DISTRICT – VIZIANAGARAM, ANDHRA PRADESH. - 535558  
PH :9885280772, 9885317344.

**CHIRALA**

11. JAYALAKSHMI AUTOMOTIVES PVT. LTD. (G502-NT-04), 9-1-92, CHURCH ROAD,CHIRALA. - 523157  
PH :9703703353.

**CHITTOOR**

12. BHARGAVI AUTOMOBILES PVT LTD (A801-1C-03), 22-241/A,KATTAMANCHI TIRUPATI ROAD,CHITTOOR. - 517001  
PH :9848144772.

**CUDDAPPAH**

13. MSA MOTORS (C201-1D-03), K.T. BYE PASS ROAD,CUDDPPAH,ANDHRA PRADESH. - 516001  
PH :08562-645427.

**ELURU**

14. REDDY & REDDY MOTORS (1E01-1E-01), OLD NH-5 ROAD,BESIDES C R REDDY WOMEN'S COLLEFE OLD NH-5,ELURU. - 534001  
PH :8812-221826.

**GUDIVADA**

15. VARUN MOTORS PVT. LTD. (2603-CL-02), D NO. 1-621,AUTONAGER 1ST LANE,GUDIVADA - 521301  
PH :08674-246244, +919885651383.

**GUDUR**

16. BHARGAVI AUTOMOTIBILES PVT. LTD. (IS01-IS-01), SURVEY NO.1619/3A,GUDUR BYPASS, GUDUR RURAL, GUDUR DISTT. NELLORE, A.P. - 524101  
PH :8624-252509.

**GUNTUR**

17. JAYALAKSHMI AUTOMOTIVES PVT. LTD. (G502-G5-01), D-N-8-24-31,MANGALAGIRI ROAD,GUNTUR - 522001  
PH :0863-2241000.

**HINDUPUR**

18. SRI DURGA AUTOMOTIVES (1B01-36-02), PLOT NO.83, NEAR RELIANCE PETROL BUNK, BYE PASS ROAD, HINDUPUR - 515201  
PH :8554 -277958.

**HYDERABAD**

19. ADARSHA AUTOMOTIVES PVT. LTD. (1014-10-02), H. NO. 8-64/1, RUDRA COLONY, SHAMSHABAD, HYDERABAD. - 501218  
PH :8142346633, 9885326633.

**JAGGAIAHPETA**

20. VARUN MOTORS PVT. LTD. (2603-PC-05), DOOR NO. 2-20, MUTHYALAMMA GUDI STREET JAGGAIAHPET TOWN, JAGGAIAHPET, KRISHNA DISTT. - 521175  
PH :8652-281555.

**JANGAREDDYGUDEM**

21. REDDY & REDDY MOTORS (1E01-HQ-02), NEAR R&B GUEST HOUSE,ELURU ROAD,JANGAREDDYGUDEM. - 534447  
PH :9948829555.

**KAIKALURU**

22. SANTOSH AUTOMOTORS PVT. LTD. (CKY1-CKY-01), SY. NO. 127/7 89, OPP. NAIDU COMPLEX, AATAPAKA, KAIKALURU MANDAL, DIST. KRISHNA  
PH :7799787969.

**KAKINADA**

23. S B MOTORS (W701-W7-01), D. NO. 52-10-36/3,NEAR AMAR GHATI CENTER,KARAPA ROAD, KAKINADA - 533001  
PH :884-2352785.

**KAVALI**

24. BHARGAVI AUTOMOBILES PVT LTD (A801-PF-05), KAVALI NELLORE,ANDHRA PRADESH - 524201  
PH :9248702567.

**KOTHEGUDAM**

25. VARUN MOTORS PVT. LTD. (2603-HF-04), DOOR NO. 5-35/4/B,LAKSHMIDAVI PALLI,BHADRACHALAM ROAD, KOTTHAGUDEM - 507101  
PH :0253-2351277/79.

**KURNOOL**

26. MSA MOTORS (C201-C2-01), AUTO NAGAR,INDUSTRIAL ESTATE, NH-7, KURNOOL - 518004  
PH :08518-254040, 251616.

**MACHILIPATNAM**

27. MITHRA AUTO AGENCIES PVT LTD (2604-0K-04), NARASIMHA NAGAR, MACHILIPATNAM, ANDHRA PRADESH - 521001  
PH :9848988312.

**MADANAPALLI**

28. BHARGAVI AUTOMOBILES PVT LIMITED (AAT1-AAT-01), SURVEY NO.762, BASIKONDA VILLAGE, MADANPALLI, CHITTOOR DISTT. ANDHRA PRADESH - 524101  
PH :8624-252509.

**MADHURAWADA**

29. JAYABHERI AUTOMOTIVES PVT LTD (BQ01-BQQ-01), PLOT NO. 5, SURVEY NO. 4/P, KOMMADI ROAD, MADHURAWADA, VISHAKAPATNAM, ANDHRA PRADESH - 530048  
PH :9849445639.

**MANDAPETA**

30. S B MOTOR CORPORATION (BJC1-BJC-01), BLOCK NO. 4, D. NO. 4-1-64, MANDAPETA, DISTRICT – EAST GOADAVARI, ANDHRA PRADESH . - 533308  
PH :8886664090.

**MARKAPURAM**

31. JAYALAKSHMI AUTOMOTIVES PVT. LTD. (CFF1-CFF-01), D. NO. 4-515/12, SURVEY NO. 1167, OPP. INDUSTRIAL ESTATE, ONGOLE ROAD, MARKAPURAM, DISRT.-PRAKASAM, ANDHRA PRADESH. - 523316  
PH :9848131133.

**NANDYAL**

32. MSA MOTORS (-), SURVEY NO. 333, VUDUMALPURAM, MANDAL – NANDYAL, OPP. AUTO NAGAR, NANDYAL, DISTRICT – KURNOOL - 518501  
PH :9985560925.

**NARASAROAPET**

33. JAYALAKSHMI AUTOMOTIVES PVT. LTD. (G502-JT-03), NEAR RELIANCE PETROL PUMP BUNK,VINUKONDA ROAD, NARASAROAPET, GUNTUR. - 522603  
PH :9866844344.

**NARSIPATNAM**

34. JAYABHERI AUTOMOTIVES PVT. LTD. (WT01-WT-01), OPP. RDO BUNGLOW, BANK COLONY, VISAKHAPATNAM ROAD, NARSIPATNAM - 531116  
PH :958932-225111/226111.

**NELLORE**

35. BHARGAVI AUTOMOBILES PVT LTD (A801-A8-01), D.NO.25/II/97 INDUSTRIAL ESTATE, A.K. NAGAR, P.B.NO.18, NELLORE(A.P.) - 524004  
PH :0861-326226, 329927.

36. BHARGAVI AUTOMOBILES PVT LTD (A801-A8-04), A2, INDUSTRIAL ESTATE,A.K. NAGAR,NELLORE. - 524004  
PH :861-6457369.

**NUZVID**

37. VARUN MOTORS PVT. LTD. (2603-CN-03), BESIDE R T C BUS DEPOT,OLD D M OFFICE,VIJAYAWADA ROAD, NIZVID - 521201  
PH :0866-2544444, 9885706800.

**ONGOLE**

**DEALER WORKSHOP (AS ON 01.01.2018 )**

38. JAYALAKSHMI AUTOMOTIVES (8Y01-8Y-02),  
THROVAGUNTA COMPANY  
CENTRE,NH-5,GUNTUR  
ROAD,ONGOLE,PRAKASAM DISTRICT. - 523003  
PH :8592-247167.

**PALAKONDA**

39. VARUN MOTORS PVT. LTD. (CKO1-CKO-01),  
SURVEY NO. 8, ANAVARAM GRAMAM,  
PALAKONDA, SRIKAKULAM DISTRICT, ANDHRA  
PRADESH.  
PH :9885317344.

**PALASA**

40. JAYABHERI AUTOMOTIVES PVT. LTD.  
(BWH1-BWH-01), SURVEY NO. 63 OF VILLAGE –  
PURUSHOTTAPURAM, PALASA MANDAL,  
KASIBUGGA MUNICIPALITY, DISTRICT –  
SRIKAKULAM, ANDHRA PRADESH. - 532221  
PH :9849054442.

**PENDURTHI**

41. VARUN MOTORS PVT. LTD. (BAP1-BAP-01),  
SURVEY NO.107/1B, VELAMPETA, ANAKAPALLI  
TO PENDURTHI HIGHWAY, NEAR BRIDGE,  
PENDURTHI DISTT: VISAKAPATNAM - 530047  
PH :9885006651.

**PIDUGURALLA**

42. JAYALAKSHMI AUTOMOTIVES PVT. LTD.  
(BFN1-BFN-01), SURVEY NO. 897/16,  
PIDUGURALLA, DISTRICT – GUNTUR, ANDHRA  
PRADESH – 522 413.  
PH :9848131133.

**RAJAHMUNDRY**

43. S.B. MOTOR CORPORATION (C501-C5-01),  
OPP.FCI  
GOWDOWN,JAILROAD,LALACHERUVLI,RAJAMU  
NDRY - 533101  
PH :0883-72410, 60249.

**RAJAM**

44. VARUN MOTORS PVT. LTD. (BLJ1-BLJ-01), PLOT  
NO. 44, SARATHI NAGAR, RAJAMNAGAR  
PANCHAYAT, RAJAM, DISTRICT - SRIKAKULAM,  
ANDHRA PRADESH - 532127  
PH :9703101166.

**SRIKAKULAM**

45. VARUN MOTORS PVT. LTD. (4603-W6-09),  
PEDDA PADDU ROAD,ARASAVILLI  
(P.O.),SRIKAKULAM, - 532001  
PH :08942-220830.

**SURYAPET**

46. PAVAN MOTORS PVT. LTD (BLC1-BLC-01),  
SURVEY NO. 493, THALLAGADDA, SURYAPET  
MANDAL, NALGONDA DISTRICT, ANDHRA  
PRADESH. - 508213  
PH :8684-27502750, 8008899995.

**TANUKU**

47. NOVELTY REDDY & REDDY PVT LTD  
(BAR2-BAR-01), NH-5 ROAD, NEAR WOMEN'S  
COLLEGE, BESIDE IOC PETROL PUMP,  
TANUKU, DISTT: WEST GODAVARI(ANDHRA  
PRADESH) - 534211  
PH :9951440444.

**TENALI**

48. JAYALAKSHMI AUTOMOTIVES (PE01-PE-01),  
KAVI RAJA NAGAR, GUNTUR ROAD, TENALI,  
GUNTUR DISTT. - 522002  
PH :8644-228100,227100.

**TIRUPATI**

49. BHARGAVI AUTOMOBILES PVT LTD  
(A801-N9-02), 11/66/1,TIRUPATI RENIGUNTA  
ROAD,TIRUPATI, - 517507  
PH :877-64591111.

**TIRUVURU**

50. SANTOSH AUTOMOTORS PVT. LTD.  
(CIM1-CIM-01), D NO. 23-1/5, OPP. AYYAPA  
SWAMY TEMPLE, MAIN ROAD, TIRUVURU. -  
521235  
PH :7799787969.

**TUNI**

51. SATTIBABU MOTORS (PVT) LTD. (KY01-KY-01),  
D. NO. 65-31-15/1, OPP. FCI GODOWNS,  
NARAYANAPURAM, TUNI, EAST GODAVARI,  
ANDHRA PRADESH - 533401  
PH :7661893888.

**VIJAYAWADA**

52. MITHRA AUTO AGENCIES PVT LTD  
(2604-26-01), 40-17-3,PICHAIAH  
STREET,GANDHI COLONY,VIJAYAWADA -  
520001  
PH :0866-632283, 633068.

53. VARUN MOTORS PVT. LTD. (2603-26-01),  
48-17-4/1,RING ROAD,VIJAYAWADA - 520008  
PH :0866-2545053.

54. VARUN MOTORS PVT. LTD. (2603-26-06),  
SURVEY NO.561/1, 562/5 & 561/3, 562/6  
KESARAPALLY,VIJAYAWADA, KRISHNA  
DISTRICT, A.P. - 521102  
PH :9885382444.

55. SANTOSH AUTOMOTORS PVT. LTD.  
(2607-26-01), SURVEY NO. 223/5, D. NO. 11-61/2,  
KANURU PANCHAYAT, PENAMALURU MANDAL,  
VIJAYAWADA, KRISHNA DISTRICT, ANDHRA  
PRADESH. - 520010  
PH :7799787969, 2552262.

56. VARUN MOTORS PVT. LTD. (2603-26-07), DOOR  
NO. 1-4-208 AND 1-4-208(1), IN R.S. NO. 33/3A,  
BHAVANIPURAM, VIJAYAWADA, MUNICIPAL  
CORPORATION, VIJAYAWADA, ANDHRA  
PRADESH.  
PH :9885576602.

**VISAKHAPATNAM**

57. VARUN MOTORS PVT. LTD. (4603-46-08), DOOR  
NO. 58/2,BLOCK NO. 5,BALAJI NAGAR, OPP.  
ANDHRA UNIVERSITY, SIRIPURAM - 580003  
PH :0891-2525885.

58. VARUN MOTORS PVT. LTD. (4603-46-0E), PLOT  
NO 88,BESIDES POLICE  
STATION,SRINAGAR,GAJUWAKA - 530026  
PH :0891-2513157.

59. VARUN MOTORS PVT. LTD. (4603-46-0F), D-25,  
INDUSTRIAL ESTATE, MARRIPALLEM, BESIDES  
COLA MANCHU KONDA GARDENS,  
VISAKHAPATNAM., - 530007  
PH :0891-2705375.

60. JAYABHERI AUTOMOTIVES PVT. LTD.  
(4606-46-01), PLOT NO. A-9, INDUSTRIAL  
ESTATE, VISHAKAPATANAM, ANDHRA  
PRADESH - 530018  
PH :0891-2506837.

61. JAYABHERI AUTOMOTIVES PVT. LTD.  
(4606-46-02), D.NO:51-17-2 , NH-5,  
KRANTHINAGAR, VISAKHAPATNAM,(ANDHRA  
PRADESH). - 530013  
PH :7799772272.

62. VARUN MOTORS PVT. LTD. (4607-46-01), S. NO.  
8, KAPPARADA VILLAGE, BESIDE IOCL PETROL  
BUNK, MANCHUKONDA GARDENS, MURALI  
NAGAR, NATIONAL HIGHWAY,  
VISHAKAPATNAM. - 530007  
PH :9885313744.

63. JAYABHERI AUTOMOTIVES PVT. LTD.  
(4606-46-03), SURVEY NO. 119/6,  
KURMANNAPALEM, GAJUWAKA MANDAL,  
VIZAG, ANDHRA PRADESH. - 530046  
PH :0891-2514919, 9849445639.

64. VARUN MOTORS PVT. LTD. (4603-46-0K),  
SURVEY NO. 394 & 395, PLOT NO. 7 AT VILLAGE  
– DUPPITURU, MANDAL – ACHUTAPURAM,  
DISTRICT – VISHAKAPATNAM, ANDHRA  
PRADESH. - 531011  
PH :0891-3055561, 3055550.

65. VARUN MOTORS PVT. LTD. (4603-46-0L),  
SURVEY NO. 408/1 OF MADHURAWADA  
VILLAGE, RUSHIKONDA ITI SEZ,  
VISHAKAPATNAM RURAL MANDAL,  
VISHAKAPATNAM DISTRICT, ANDHRA  
PRADESH. - 530045  
PH :9885317344.

**VIZAINAGARAM**

66. VARUN MOTORS PVT. LTD. (4603-N8-0C),  
OPPOSITE SUN SCHOOL, 100 FEET RING  
ROAD, VIZIANAGARAM, VIZIANAGARAM -  
535001  
PH :7799666698.

**VIZIANAGARAM**

67. JAYABHERI AUTOMOTIVES (N801-N8-01), PLOT  
NO.B-1,DOOR NO.8-32-1,SURVEY NO.108/12A &  
109/2A, INDUSTRIAL ESTATE, VANTITHADI  
AGRAHARAM VILLAGE, VIZIANAGARAM,  
ANDHRA PRADESH - 535001  
PH :08922 -255366,255377,8008333232.

**ARUNACHAL PRADESH**

**ITANAGAR**

68. BUISHI YADA MOTORS (7501-75-01), A'  
SECTOR, NAHARLAGUN, ARUNACHAL  
PRADESH. - 791110  
PH :0360-245113, 245114.  
69. BUISHI YADA MOTORS (7501-75-04), MODEL  
VILLAGE, BEFORE GOVERNMENT HIGHER  
SECONDARY SCHOOL, NAHARLAGUN,  
ITANAGAR - 791110  
PH :9436041437.

**PASSIGHAT**

70. BUISHI YADA MOTORS (7501-8A-03),  
PASSIGHAT BAZAR, PASSIGHAT, ARUNACHAL  
PRADESH - 791102  
PH :368-2224748/9435082651.

**ZIRO**

71. BUISHI YADA MOTORS (CHM1-CHM-01),  
HAPOLI, NEAR TELECOMMUNICATION CENTRE,  
ZIRO, ARUNACHAL PRADESH. - 791120  
PH :9436427578.

**ASSAM**

**BAIHATA CHARIALI**

72. PALLAVI MOTORS PVT. LTD. (BNL1-BNL-01),  
DAG NO. 1042, PATTANOA, MOUZA –  
BORBANKHAR, P.S. – BAIHATA CHARIALI,  
DISTRICT – KAMRUP, ASSAM - 781381  
PH :9864052488.

**BARPETA**

73. BHARTI MOTORS (P) LTD (7N01-7Z-02),  
SIMULGURI,NH-31,DISTRICT-BARPETA, ASSAM  
- 781313  
PH :366-6260416.

**BIJOYNAGAR**

74. PODDAR CAR WORLD (IA01-IA-01), AT/PO -  
BIJOYNAGAR, INDIAN OIL PETROL PUMP,  
KAMRUP DIST.,BIJOYNAGAR - 781125  
PH :9854120396.

**BOKAKHAT**

**DEALER WORKSHOP (AS ON 01.01.2018 )**

75. ANAMIKA MOTORS (BTP1-BTP-01), OPP. JDSG COLLEGE, NH-37, A.T. ROAD, WARD NO.-1, BOKAKHAT DISTT. GOLAGHAT (ASSAM) - 786512  
PH :9435050938.

**BONGAIGAON**

76. BHARTI MOTORS (P) LTD (7N01-7N-01), CHAPAGURI ROAD, BONGAIGAON - 7833830  
PH :3664-231580/0965416179/9859978958.

**DHEKIAJULI**

77. RAMLAL DURGADUTT MOTORS PVT LTD (BRX1-BRX-01), DAG NO.242, K.P. PATTA NO.88, VILLAGE:BHAKUMARI, MOUZA-BORCHOLA, BESIDES:NH15, DHEKIAJULI, DISTT. SONITPUR, ASSAM. - 784110  
PH :9854258025.

**DHEMAJI**

78. SAIKIA AUTO PVT. LTD. (7P01-UD-02), NALANIPAM KONCH GAON,NH-52,DHEMAJI (ASSAM) - 787057  
PH :9957837538.

**DIBRUGARH**

79. JAYBEE AUTO AGENCIES PVT. LTD. (C101-C1-01), CHIRING CHAPARI, T.R. PHUKAN ROAD, P.O. DIBRUGARH (ASSAM) - 786001  
PH :0373-2321018, 2329314.

**DIGBOI**

80. VISHAL CAR WORLD PVT. LTD. (BYD1-BYD-01), BORBIL NO. 1, NEAR LIONS CLUB, NH-38, P.O. – DIGBOI, DISTRICT – TINSUKIA , ASSAM. - 786171  
PH :9435860000..

**DULIAJAN**

81. JAY BEE AUTO AGENCIES PVT. LTD. (ADA1-ADA-01), JAYBEE AUTO AGENCIES, TIPLING TINIALI, DULIAJAN DIST. DIBRUGARH - 786602  
PH :8811098576.

**GOALPARA**

82. BHARATI MOTORS PVT. LTD. (YN01-YN-01), PO: KALYANPUR, VILLAGE: SOLMARI, P/S: AGIA, NH: 37, DISTRICT: GOALPARA, ASSAM - 781301  
PH :8761985554.

**GOLAGHAT**

83. ANAMIKA MOTORS (J302-J3-01), N.H.-39, RANGAJAN, PO: MORANGI, DIST- GOLAGHAT - 785621  
PH :03772-360901, 360947.

**GUWAHATI**

84. BIMAL AUTO AGENCY (0901-09-01), JHALUKBARI, GUWAHATI. - 781014  
PH :0361-670335, 570137.

85. BIMAL AUTO AGENCY (0903-09-01), CHANDMARI, BAMUNI MAIDAN, OPP SBI NEW GUWAHATI BRANCH, GUWAHATI - 781021  
PH :98645025045/46.

86. PALLAVI MOTORS PVT. LTD. (0902-09-01), DAG NO. 1&2,NEXT TO DEPTT. OF FAMILY WELFARE,SIX MILE. KHANAPARA G.S. ROAD, GUWAHATI - 781022  
PH :361-2363191/92/93, 2360149, 2368980, 2360233.

87. PODDAR CAR WORLD PVT LTD (0904-09-01), HENGRAABARI, VIP ROAD,GUWAHATI - 781036  
PH :0361-2334969, 71, 2334975.

88. BIMAL AUTO AGENCY (0901-09-02), BEHARBARI,BEHIND DHOOM RESTAURANT, NH-37,GUWAHATI - 781028  
PH :8486002903/902.

89. PODDAR CAR WORLD (0905-09-01), NH-37, NEAR, GORCHUK CHAIRALI, GUWAHATI (ASSAM). - 781029  
PH :0361-7101714, 9435555853.

90. BIMAL AUTO AGENCY (0901-09-03), AECB ROAD, MAJHAR GALI, ROOP NAGAR, ULUBARI, GUWAHATI, ASSAM - 781007  
PH :9864074525.

91. BIMAL AUTO AGENCY (0903-09-03), BESIDE NRL PETROL PUMP, RGB ROAD, ZOO ROAD, GUWAHATI, ASSAM - 781005  
PH :0361-2207322/9854057190.

92. MITTAL AUTOZONE (0908-09-01), NH-37, LALMATI, NEAR BHARAT PETROLIUM, GUWAHATI, ASSAM. - 781029  
PH :0361-2309951.

93. MITTAL AUTOZONE (0908-09-02), NH-37, BELTOLA, NEAR HANUMAN KANTA, GUWAHATI - 781028  
PH :9864296666.

94. PALLAVI MOTORS PVT. LTD. (0902-09-02), DAG NO. 2201, PATTA NO. 237, VILLAGE – JYOTIKUCHI, MOUZA – BELTOLA, AK AZAD ROAD, GUWAHATI, DISTRICT – KAMRUP, ASSAM. - 781034  
PH :9864052488.

**HOJAI**

95. RAMLAL DURGADUTT MOTORS PVT LTD (ARA1-ARA-01), KHATIYAN NO.: 312/3F, HOJAI MAIN ROAD, NEAR UCO BANK, SHANKARDEVNAGAR, HOJAI, DISTRICT – NAGAON , ASSAM - 782435  
PH :9707556868.

**JAGI ROAD**

96. RAMLAL DURGADUTT MOTORS PVT LTD (7J01-RB-02), JAGIROAD,MORIGAON,NALAOV,ASSAM - 782410  
PH :9435569526.

**JORHAT**

97. ANAMIKA MOTORS (G901-G9-01), GARALI ROAD, RAJABARIE, JORHAT, ASSAM. - 785001  
PH :0376-360901, 360947.

**KARIMGANJ**

98. JAIN UDYOG (6901-1S-04), STEAMER GHAT ROAD, KARIMGANJ, ASSAM - 788710  
PH :3843-262084.

**KHATKHATI**

99. PODDAR CAR WORLD PVT. LTD. (CAZ1-CAZ-01), NEAR TELEPHONE EXCHANGE, NH-39, KHATKHATI, DISTRICT – KARBI ANGLONG . - 782460  
PH :9706010366.

**MANGALDOI**

100. PODDAR CAR WORLD (YW01-YW-01), PUNIA, NH-52, MANGALDOI, DISTT. DARRANG - 784115  
PH :9707152711.

**MARGHERITA**

101. VISHAL CAR WORLD PVT. LTD. (YR01-YR-01), MARGERITA TOWN, BEHIND IOCL PETROL PUMP, NH-38, MARGHERITA, ASSAM - 786181  
PH :03751-220011.

**NAGAON**

102. RAMLAL DURGADUTT MOTORS PVT LTD (7J01-7J-01), KHUTIKHATIA, HAIBARGON, NAGAON - 782002  
PH :0372-236111.

**NAHARKATIYA**

103. JAYBEE AUTO AGENCIES (C101-CJ1-03), NAHARKATIYA TOWN PART NO. 4, MOUZA – JAYPORE, NEAR ST. MARY'S SCHOOL, DISTRICT – DIBRUGARH, ASSAM. - 786610  
PH :9954799273.

**NALBARI**

104. BIMAL AUTO AGENCY (9201-92-01), CHOWKBAZAR, NALBARI HAJO ROAD, NALBARI DIST. NALBARI - 781335  
PH :0364-220031.

**NORTH LAKHIMPUR**

105. SAIKIA AUTO PVT. LTD. (7P01-7P-01), HATILUNG, NH-52 ROAD, NORTH LAKHIMPUR, ASSAM - 787031  
PH :3752-232272,232450.  
106. SAIKIA AUTO PVT. LTD. (7P01-7P-03), KHELMATI, WARD NO. 14, NH -52, NORTH LAKHIMPUR, ASSAM - 787001  
PH :03752-232272.

**RAJGARH**

107. JAYBEE AUTO AGENCIES PVT. LTD. (CU1-CJ-01), DAG NO.182, PP NO.140 OF 2 NO. BHAGATIA GAON, LAT NO.11, RAJGARH, MOUZA-TINKHONG, DISTT. DIBRUGARH, ASSAM - 786611  
PH :7002643167.

**RANGIA**

108. PODDAR CAR WORLD PVT. LTD. (6X01-6X-01), RANGIA TOWN, WARD NO. 5, SHANTIPUR, BHUTAN ROAD, NEAR POLYCLINIC HOSPITAL, RANGIA DISTT. KAMRUP (ASSAM) - 781354  
PH :9707015958.

**SIBSAGAR**

109. ANAMIKA MOTORS (G901-L9-02), CHEREKAPAR, B.G. ROAD, NEAR HOLY NAME SCHOOL, SIBSAGAR. - 785640  
PH :03772-272231, 272251.

**SILCHAR**

110. JAIN UDYOG (6901-J2-02), KAUSHAL COMPLEX, SONAI ROAD, SILCHAR, ASSAM - 788006  
PH :03842-26061, 62.

**SONAPUR**

111. BIMAL AUTO AGENCY (AAQ1-AAQ-01), TEPESIA TINIALI, NH-37, SONAPUR, DIST- KAMRUP, ASSAM.  
PH :9435101175.

**TANGLA**

112. BIMAL AUTO AGENCY (CHO1-CHO-01), DAG NO.:121, PATTA NO.101/320, VILLAGE BULLARPARA, MOUZA TANGLA. - 784521  
PH :9864074525.

**TEZPUR**

113. RAMLAL DURGADUTT MOTORS PVT LTD (T102-T1-01), NEAR DON BASCO SCHOOL, P.O. NIKAMULSATRA, TEZPUR, ASSAM - 784154  
PH :8724087940.

**TINSUKIA**

114. VISHAL CAR WORLD (J401-J4-01), LAIPULY, A.T. ROAD, TINSUKIA, DIST - TINSUKIA, ASSAM - 786183  
PH :0374-2312572.

**BIHAR**

**ARARIA**

115. SEEMANCHAL MOTORS PVT. LTD. (O701-O7-01), NEAR BUS STAND, JAGDISH RICE MILL COMPOUND, HOSPITAL ROAD, FORBESGANJ, DISTT. ARARRIA, BIHAR - 854318  
PH :8797096012/7545830002.

**ARRAH**

**DEALER WORKSHOP (AS ON 01.01.2018 )**

116. PEARL CARS (VU01-VU-01), (A UNIT OF VINDHYAVASINI AUTOMOBILES PVT. LTD.), DHANUPRA, NEAR GANPAT CHOUDHARY DWAR, NH-30, ARRAH (BIHAR) - 802301  
PH :9304685888.

**BANKA**

117. SEEMANCHAL MOTORS PVT. LTD. (CEQ1-CEQ-01), KHATA NO. 134, KHESRA NO. 118, BEHIND MARUTI SHOWROOM, STATION ROAD, BANKA, BIHAR.  
PH :8797096020.

**BEGUSARAI**

118. G S MOTORS (1U01-1U-01), HARHAR MAHADEV CHOWK, NH 31, BEGUSARAI, BIHAR - 851101  
PH :9204756208.

**BETTIAH**

119. SHREE GOPAL AUTO PVT. LTD. (O401-O4-01), BEETIAH - MOTIHARI HIGHWAY , NH-28 B, NEAR MACHALI LOK, BEETIAH (BIHAR) - 845438  
PH :6254-223050/9771486183.

**BHAGALPUR**

120. SEEMANCHAL MOTORS PVT. LTD. (G802-G8-01), BAUSI ROAD, ALIGANJ, NEAR SAINT TRESA SCHOOL, ALIGANJ, BHAGALPUR. - 812005  
PH :8797096012/8797096019.

**BIHARSHARIF**

121. REESHAV AUTOMOBILES (MG01-TG-03), PATNA RANCHI ROAD, NR GAGAN DIWAN SOGARA SCHOOL, THANA-LAHERI MURARPUR, BIHARSHARIF, DISTRICT-NALANDA, BIHAR - 803101  
PH :7061295297.

**BUXAR**

122. PEARL CARS (VV01-VV-01), C/O DEVDHTRHA UPDPHYA, SYNDICATE, BYE PASS ROAD, BUXAR - 802101  
PH :8294634605/8294634602.

**CHAPRA**

123. REESHAV AUTOMOBILES (MG01-TH-02), 146, PLOT NO. 381, VILLAGE RAUJA, CHAPRA PATNA ROAD, NEAR BHIKHARI CHOWK, CHAPRA, BIHAR - 841301  
PH :9283637646.

**DANAPUR**

124. ALANKAR AUTO SALES & SERVICE (1504-NN-02), ADJASCENT ARYA SAMAJ MANDIR, NEAR SAGUNA MORE, DANAPUR, - 800018  
PH :9386898458.

**DARBHANGA**

125. KRISHNA MOTORS (1V01-1V-01), KHATA NO.61936, RAUSHAN CHOWK, BAJITPUR, B.M.P. -13, ROAD, DARBHANGA, BIHAR - 846009  
PH :9204552405.

126. KRISHNA MOTORS (1V01-1V-03), VIP ROAD, ALLALPATTI, DARBHANGA (BIHAR) - 846003  
PH :9204552405.

**GAYA**

127. KARLO AUTOMOBILES PVT LTD (Y601-Y6-01), BODH GAYA, GAYA - 824231  
PH :016312200277, 09708231604.

**GOPALGANJ**

128. SHREE GOPAL AUTO PVT. LTD. (O301-O3-01), NH-28, DANAPUR, TEHSIL-MANJAGARH,GOPALGANJ (BIHAR) - 800023  
PH :06156-292290/9771486139.

**HAPIJUR**

129. REESHAV AUTOMOBILES (MG01-MG-01), KHATA 617 & KHASHRA 354/1605, NEAR RELIANCE PETROL PUMP, M G SETU ROAD, HAPIJUR ( VAISHALI). - 844101  
PH :9263632163.

**KATIHAR**

130. SEEMANCHAL MOTORS PVT. LTD. (O801-O8-01), NEAR SBP VIDIYA VIHAR SCHOOL, SIRSA, KATIHAR PURNEA ROAD, KATIHAR - 854105  
PH :8797096021/8797096019.

**KISHANGANJ**

131. SEEMANCHAL MOTORS PVT. LTD. (PX01-PX-01), PASCHIM PALI ROAD, COLLEGE ROAD, THANA:KNE, WARD NO.1, KISHANGANJ (BIHAR). - 855101  
PH :06456-233074/8797096043.

**MADHUBANI**

132. KRISHNA MOTORS (CAJ1-CAJ-01), BHOWRA TOLA, BARDIBAN, MADHUBANI, BIHAR - 847211  
PH :7766912182.

**MOHANIA**

133. PEARL CARS (VW01-VW-01), MOHANIA-BUXAR ROAD ,SH-14,MOHANIA - 821109  
PH :6187-8294634632/8294634649.

**MOTIHARI**

134. RAJIV AUTOMOBILES PVT LTD (T401-FH-03), NEAR CHHTAUNI CHOWK, BESIDE NH 28 A, MOTIHARI TOWN , BIHAR - 845401  
PH :6252-241405, 9234609669.

**MUZAFFARPUR**

135. RAJIV AUTOMOBILES PVT LTD (T401-T4-01), RAMDAYALU NAGAR, PATNA HAZIPUR ROAD, MUZAFFARPUR, BIHAR - 842002  
PH :0621-2272660/9910347908/9234609671.

136. RAMKRISHNA MOTORS PRIVATE LTD. (T402-T4-01), KRISHNA TALKIES CAMPUS, AKHARAGHAT ROAD, MUZAFFARPUR, BIHAR. - 842001  
PH :9102173333.

**NAUGACHIA**

137. SEEMANCHAL MOTORS PVT. LTD. (CFS1-CFS-01), NEAR GAYATRI PLY ROOM, NH-31, NAUGACHIA MARKET, NAUGACHIA, DISTRICT – BHAGALPUR, BIHAR. - 853204  
PH :8797096014, 8797096020.

**NAWADA**

138. REESHAV AUTOMOBILES (MG01-TJ-04), 191 & 400, KHSARA NO. 3105 & 3102, NEAR DMS OFFICE, PATNA-RANCHI MAIN ROAD, NAWADA, BIHAR - 805110  
PH :9263632156.

**PATNA**

139. KARLO AUTOMOBILES PVT LTD (1502-15-04), NEAR BATA GUNJ, DINGA PATNA, BIHAR. - 800013  
PH :09304212119/9304217120.  
140. VAU'S AUTOMOBILE (1503-15-01), BESIDES GODAVARI APPARTMENT, ASHIANA ROAD, PATNA. - 800014  
PH :9771446012.  
141. ALANKAR AUTO SALES & SERVICE PVT LTD (1504-15-03), PLOT NO.118-119, BEHIND DURGA MARINE DRIVE APARTMENTS, DUJRA DEVI STHAN, ASHOK RAJPATH, PATNA - 800001  
PH :612-2528415/ 9934020200.  
142. REESHAV AUTOMOBILES PVT.LTD. (1506-15-01), PLOT NO.25/1581 KHATA NO.494, MOUZA KUMHRAR, PARGANA AZEEMABAD, KANKARBAGH, PATNA. - 800004  
PH :7320916713.

**PURNEA**

143. SEEMANCHAL MOTORS PVT. LTD. (6V01-6V-01), NH-31, NEAR MARKETING YARD, GULAB BAGH, PURNEA (BIHAR) - 854326  
PH :06454-232229/87979096014.

**SAHARSA**

144. G S MOTORS (AAP1-AAP-02), PATUAHA, NH 107 SAHARSA,BIHAR - 852201  
PH :9263638456.

**SAMASTIPUR**

145. KRISHNA MOTORS (1W01-1W-01), KHESRA NO. 3190-95, KHATA NO. 76, HERPUR ALLOTH, SAMASTIPUR, BIHAR. - 848101  
PH :9204061641.

**SASARAM**

146. PEARL CARS (1X01-1X-01), PLOT NO.7, 9 & 11, NH-2 MORE SARAI, SASARAM (BIHAR) - 821115  
PH :8294634602/8294634605.

**SITAMARHI**

147. RAJIV AUTOMOBILES PVT. LTD. (EO01-EO-01), DUMRA ROAD, SHANTI NAGAR, SITAMARHI. - 843301  
PH :9234609671.

**SIWAN**

148. SHREE GOPAL AUTO PVT LTD (O501-O5-01), CHAPRA ROAD, NEAR CHAPDHALA, NH 85, SIWAN - 841236  
PH :9771486144/9771486132.

**CHANDIGARH**

**CHANDIGARH**

149. AUTOPACE NETWORK (P) LTD (0705-07-01), PLOT #112-113, INDUSTRIAL AREA, PHASE-1, CHANDIGARH - 160002  
PH :9878422201.  
150. MODERN AUTOMOBILES (0702-07-01), 4 M.W. INDL AREA, CHANDIGARH - 160002  
PH :01'072-650555, 656333.  
151. CM AUTOSALES PVT. LTD. (0706-07-01), PLOT NO.130, PHASE-1, INDUSTRIAL AREA, CHANDIGARH - 160029  
PH :0172-5200250.  
152. TRICITY AUTOS (9M01-07-02), PLOT NO 29/6, INDUSTRIAL AREA PHASE-2, CHANDIGARH - 160002  
PH :0172- 4222222.  
153. STAN AUTOS PVT LTD (L104-07-03), B-42, INDUSTRIAL AREA, PHASE-II, CHANDIGARH - 160002  
PH :0172-5003700.  
154. CM AUTOSALES PVT. LTD. (0706-07-04), PLOT NO. 42, INDUSTRIAL AREA PHASE-1, CHANDIGARH. - 160002  
PH :5014270 ,8284800830.

**CHHTATISGARH**

**AMBIKAPUR**

155. MAHAMAYA AUTOCARS PVT. LTD. (AE01-AE-01), MANEDRAGARH ROAD, AMBIKAPUR, CHATTISGARH. - 497001  
PH :7774-231852, 53.

**BAIKUNTHPUR**

156. MAHAMAYA AUTOCARS (-), WARD NO.01, KHATA NO.91/6, TEHSIL - BAIKUNTHPUR, DISTT. - KORIYA, CHATTISGARH - 497335  
PH :9516609610.

**BALODA BAZAAR**

**DEALER WORKSHOP (AS ON 01.01.2018 )**

157. SKY AUTOMOBILES (5001-GJ-04), AMBEDKAR CHOWK, RAIPUR ROAD, BALODA BAZAAR, CHATTISGARH. - 493332  
PH :7727-222606.

**BHATAPARA**

158. SPARSH AUTOMOBILES (BBJ1-BBJ-01), RAIPUR ROAD, BHATAPARA (CHATTISGARH) - 493118  
PH :9926626662.

**BILASPUR**

159. SATYA AUTOMOBILES (C301-C3-03), SECTOR C, PLOT NO. 42, SIRGITI INDUSTRIAL AREA, BILASPUR, CHATTISGARH - 495001  
PH :7752-645048, 252024.

**DHAMTARI**

160. SKY AUTOMOBILES (7V01-7V-01), KASRA NO.238/2, SEHARA DABRI, RAIPUR ROAD, DHAMTARI-493773 CHATTISGARH - 492009  
PH :8889998612.

**GARIABAND**

161. SPARSH AUTOMOBILES (CCH1-CCH-01), NEAR HP PETROL PUMP, RAIPUR ROAD, GARIYABAND, CHHATTISGARH. - 756032  
PH :9669638893.

**JAGDALPUR**

162. SKY AUTOMOBILES (EC01-EC-01), GEEDAM ROAD, JAGDALPUR, CHATTISGARH. - 494001  
PH :07782-231500/231498.

**JANJGIR**

163. SATYA AUTOMOBILES (C301-9N-02), NEAR KHOKSHA RAILWAY CROSSING, CHAMPA ROAD, NH-200, JANJGIR - 495668  
PH :993092051, 9981260403.

**KANKER**

164. SKY AUTOMOBILES (5001-KG-06), RAZA NAGAR, SINGARBHAT, NH-30, KANKER , DISTRICT - KANKER, CHHATTISGARH - 494334  
PH :07722-233111.

**KORBA**

165. SATYA AUTOMOBILES (U701-U7-03), SHED NO. 1, INDUSTRIAL AREA, KORBA - 495681  
PH :07759-228167, 228168, 228169.

**MAHASAMUND**

166. SPARSH AUTOMOBILES (5002-9P-02), BARONDA CHOWNK, BAGBAHRA ROAD, MAHASAMUND.  
PH :7723-224880.

**MANENDRAGARH**

167. MAHAMAYA AUTOCARS PVT. LTD. (AE01-BCE-02), WARD NO.21, NH-43, AMBIKAPUR ROAD, NEAR HP PETROL PUMP, MANENDRAGARH, DISTT. KORIYA - 497442  
PH :8817282064.

**MUNGELI**

168. SATYA AUTOMOBILES PVT LTD. (BLE1-BLE-01), KHASRA NO. 270/2, BILASPUR ROAD, MUNGELI, CHHATTISGARH - 861468  
PH :9981266667, 08.09.

**PATHALGAON**

169. MAHAMAYA AUTOCARS PVT. LTD. (BXO1-BXO-01), KHASRA NO. 567/2, PHATALGAON, DISTRICT - JASPUR, CHHATTISGARH. - 496118  
PH :8889955558.

**PITHORA**

170. SPARSH AUTOMOBILES (CCG1-CCG-01), PLOT NO. 284/1, RAMSAGAR PARA, RAIPUR ROAD, PITHORA, CHHATTISGARH. - 761008  
PH :9009645552.

**RAIGARH**

171. SATYA AUTOMOBILES (7Y02-7Y-01), JINDAL ROAD, RAIGARH - 496001  
PH :07762-228177,215810.

**RAIPUR**

172. SKY AUTOMOBILES (5001-50-01), G.E.ROAD, MOHABA BAZAR, RAIPUR. - 492010  
PH :0771-4214000.  
173. SKY AUTOMOBILES (5001-50-02), K.K. ROAD, MOUDHAPARA, RAIPUR. - 492001  
PH :0771-4019000.  
174. SPARSH AUTOMOBILES (5002-50-01), PACHPADI NAKA, OPP. DUTTA DRY CLEANER, DHAMKARI, JAGDALPUR ROAD, RAIPUR. - 492001  
PH :771-4222222.  
175. SKY AUTOMOBILES (5001-50-05), NEAR R.K. MALL, KOTA ROAD, RAIPUR - 492001  
PH :0771-4032505.  
176. SKY AUTOMOBILES (5003-50-01), AVANTIVIHAR ROAD, TELEBANDHA, RAIPUR (C.G) - 492006  
PH :0771-4207000.  
177. SPARSH AUTOMOBILES (5002-50-04), OPP. UNION BANK, MAIN ROAD, PANDRI, RAIPUR - 492004  
PH :0771-4222213.  
178. SPARSH AUTOMOBILES (5002-50-05), PLOT - 31, INDUSTRIAL ESTATE, OPP MAHESH COLD STORAGE, BHANPURI, RAIPUR  
PH :9926626662.  
179. SKY AUTOMOBILES (5001-50-07), ADJOINING WALLFORT CITY, BHATGAON, RING ROAD NO. 2, RAIPUR, CHHATTISGARH. - 492013  
PH :9425204051.

**RAJIM**

180. SPARSH AUTOMOBILES (5002-MO-03), RAIPUR ROAD, NEAR AMMANI PETROL PUMP, NAYAPARA, RAJIM. - 493881  
PH :7701-234556.

**SARAIPALI**

181. SKY AUTOMOBILES PVT. LTD. (BUF1-BUF-01), KHASRA NO.482/5 AND 482/6, RAIPUR ROAD, SARAIPALI, DIST-MASAMUND, SARAIPALI - 493558  
PH :7725-4030011, 4075000.

**SARANGARH**

182. SATYA AUTOMOBILES PVT LTD. (BUC1-BUC-01), KASRA NO. 71/4, 73/2, 74/2, 75/1 AND 76/2, SARANGARH BIKAS KHAND, SARANGARH, DISTT. RAIGARH. - 733751  
PH :9981266667,08.09.

**DADRA & NAGAR HAVELI**

**SILVASSA**

183. KATARIA AUTOMOBILES PVT. LTD (ED01-ED-01), NEAR ATHAL CHAR RASTA,DADAR & NAGAR HAVELI, SILVASSA - 396230  
PH :0260  
-2650057/56.

**DAMAN & DIU**

**DAMAN**

184. KATARIA AUTOMOBILES PVT. LTD (0104-98-08), NEAR AKASWANI CENTER, RINGANWADA, NANI DAMAN , DAMAN UNION TERRITORY - 396210  
PH :8866002499/2244002.

**DELHI**

**DELHI**

185. AAA VEHICLEADES PVT. LTD. (08B4-08-01), B-25 OKHLA INDUSTRIAL AREA, PHASE-1, NEW DELHI - 110020  
PH :011-46664888-46664999.  
186. BAGGA LINK MOTORS PVT LTD. (0811-08-01), 395 PATPAR GANJ INDL. AREA,PATPARGANJ,NEW DELHI - 110092  
PH :011-46488830, 46488831.  
187. BAGGA LINK MOTORS PVT LTD. (0811-08-02), LINK ROAD,(NEAR BAGGA PETROL PUMP),KAROL BAGH,NEW DELHI - 110005  
PH :011-23524646, 23522626.  
188. COMPETENT AUTOMOBILES CO LTD (0806-08-01), 895/C-8,NEAR JAIN MANDIR DADA BARI,MEHRAULI,NEW DELHI - 110030  
PH :011-47724700, 47724707.  
189. COMPETENT AUTOMOBILES CO LTD (0806-08-03), PLOT NO.3,GAZIPUR,DELHI, - 110096  
PH :011-45300000.

190. D.D. MOTORS (08B2-08-01), A-1 UDYOG VIHAR,NEW ROHTAK ROAD,PEERAGARHI,DELHI - 110041  
PH :011-25963535, 48616500.

191. D.D. MOTORS (0813-08-01), A-100 MAYAPURI,PHASE-II,NEW DELHI - 110064  
PH :011-41845000, 49305232.

192. D.D. MOTORS (08A3-08-01), 5, WAZIRPUR,INDUSTRIAL AREA,ADJACENT TO WAZIRPUR DEPOT,RING ROAD, NEW DELHI - 110034  
PH :011-27153996-99, 27151466-67.

193. KRISH AUTOMOTORS PVT. LTD. (08C1-08-01), PLOT NO.9, SSI INDUSTRIAL ESTATE, GT KARNAL ROAD, NEW DELHI. - 110063  
PH :011-43288888.

194. MAGIC AUTO PVT. LTD. (0888-08-01), A-93,PHASE-2,MAYAPURI INDL AREA,DELHI - 110064  
PH :011-41847777.

195. MAGIC AUTO PVT. LTD. (08B7-08-01), PLOT NO. 68/3,MOTINAGAR,NEW DELHI, - 110015  
PH :011-43777777, 43777721.

196. MAGIC AUTO PVT. LTD. (08B7-08-02), PLOT NO. : B-7, G.T. KARNAL ROAD, DELHI, - 110033  
PH :011-45977777.

197. MARKETING TIMES AUTOMOBILES PVT LTD (0887-08-01), 18, OKHLA INDUSTRIAL ESTATE, PHASE-3, NEW DELHI - 110020  
PH :011-40999999, 40999904.

198. RANA MOTORS PVT LTD (08A1-08-02), C-47,OKHLA INDUSTRIAL AREA,PHASE-II,NEW DELHI - 110020  
PH :011-41707777.

199. ROHAN MOTORS LTD. (0886-08-01), F-9/B-1, MOHAN COOPERATIVE INDUSTRIAL ESTATE, MATHURA ROAD, DELHI - 110044  
PH :011-40567900, 41679252-259.

200. SAYA AUTOMOBILES PVT. LTD. (0808-08-03), A 21-22, G.T KARNAL ROAD, NEW DELHI - 110033  
PH :011-47088888.

201. T.R. SAWHNEY MOTORS PVT LTD (0819-08-01), 33 & 34, HARICHAND MELARAM COMPLEX, EAST GOKULPUR, WAZIRABAD ROAD, DELHI - 110094  
PH :011-71115333.

202. T.R. SAWHNEY MOTORS PVT LTD (0819-08-02), B-6 INDUSTRIAL AREA, PHASE I, OPP SECTOR 18, BADLI, NEW DELHI - 110042  
PH :011-71118333.

203. T.R. SAWHNEY MOTORS PVT LTD (0819-08-04), PLOT NO.-508, FUNCTIONAL INDUSTRIAL ESTATE, PATPARGANJ - 110092  
PH :9873851333.

**DEALER WORKSHOP (AS ON 01.01.2018 )**

204. T.R. SAWHNEY MOTORS PVT LTD (08C3-08-01), PLOT NO. -A/191, OKHLA PHASE-1, DELHI - 110020  
PH :011-71119333.
205. SAYA AUTOMOBILES (0808-08-25), KHASRA NO.2,G.T. KARNAL ROAD,OPP. GURUDUARA HARGOVIND SINGH,SIRAS PUR BADLI,DELHI - 110033  
PH :011-27731325, 27731856.
206. COMPETENT AUTOMOBILES CO. LTD. (0806-08-05), B-83 MAYAPURI PHASE I, NEW DELHI - 110015  
PH :011-47269980.
207. BAGGA LINK MOTORS PVT LTD. (0811-08-03), PLOT NO.4,8,8,10 NEAR FORTIS HOSPITAL, OPPOSITE NIRULAS, BABA POTERY COMPOUND, ARUNA ASAF ALI ROAD, VASANT KUNJ, NEW DELHI - 110070  
PH :011-45688888, 45688811.
208. RANA MOTORS PVT LTD (08A1-08-04), B-6/6, OKHLA INDUSTRIAL AREA PHASE-II, NEW DELHI - 110020  
PH :011-40877777, 26389930.
209. COMPETENT AUTOMOBILES (0806-08-06), 14, SHIVAJI MARG, NAGAFGARH ROAD, NEW DELHI  
PH :8377007980/81/02.
210. PREM MOTORS PVT. LTD. (08D4-08-01), KH. NO.804/2,MAHIPALPUR MATA CHOWK, DELHI - 110037  
PH :011-42390000.
211. AAA VEHICLEADES PVT. LTD. (08B9-08-03), VILLAGE GHEVRA, KHASRA NO.87/3, 87/8 & 87/13/1, DELHI-ROHTAK ROAD, METRO PILLAR NO.616, MUNDKA, NEW DELHI - 110041  
PH :011-66118888.
212. RANA MOTORS PVT LTD (08A1-08-05), A-8, RAJASTHANI UDYOG NAGAR, NEAR AZADPUR FRUIT MARKET, G.T. KARNAL ROAD, OPP. METRO PILLAR NO.119, DELHI. - 110033  
PH :011-41609999, 42474444.
213. MAGIC AUTO PVT. LTD. (08B8-08-01), KHASRA NO. 220 & 248, VILLAGE-DHUL SIRAS, SECTOR-24, DWARKA NEW DELHI. - 110077  
PH :9910445501, 9818555669.
214. KRISH AUTOMOTORS PVT. LTD. (08A9-08-03), A-3, WAZIRPUR INDUSTRIAL AREA, DELHI. - 110052  
PH :011-42020000, 9910114255.
215. T.R. SAWHNEY MOTORS PVT LTD (08D2-08-01), B-19, MAYAPURI INDUSTRIAL AREA, PHASE-1, NEW DELHI. - 110064  
PH :011-71119333, 9999049337.
216. D.D. MOTORS (0813-08-05), 9/55 KIRTI NAGAR, INDUSTRIAL AREA, NEW DELHI - 110015  
PH :999903888.

217. MAGIC AUTO PVT. LTD. (08D5-08-01), PLOT NO. 449 & 450, PATPARGANJ INDUSTRIAL AREA, NEW DELHI. - 110092  
PH :011-9818741741.
218. D.D. MOTORS (0813-08-06), 85B RANAJI ENCLAVE, NAGLI SAKRAWATI, NAJAFGARH, NEW DELHI. - 110043  
PH :9999127840/9999127947.
219. D.D. MOTORS (A DIV OF D D IND. LTD.) (08DB-08-01), 36/22/2 AND 36/19, PANA UDHYAN, NARELA, NEW DELHI. - 110040  
PH :8960637358.
220. D.D. MOTORS (A DIV OF D D IND. LTD.) (0813-08-07), 32/19, MATIALA, BEHIND DELHI PUBLIC SCHOOL, SECTOR-3, DWARKA, NEW DELHI. - 110059  
PH :9873173005.
221. RANA MOTORS PVT LTD (08A1-08-07), C-7 & C-8, OKHLA INDUSTRIAL AREA, PHASE-1, NEW DELHI. - 110020  
PH :9899250555.

**GOA**

**BICHOLIM**

222. SAI SERVICE PVT. LTD. (BHN1-BHN-01), CITY SURVEY NO. 46/1, MUSLIM WADDO, BICHOLIM, GOA - 403529  
PH :0832-2385500.

**CANACONA**

223. CHOWGULE INDUSTRIES PVT. LTD. (IT01-IT-01), PLOT NO.40, CANCONA INDUSTRIAL ESTATE, SHREESTAL, CANCONA, SOUTH GOA - 403702  
PH :0832-2633010.

**CUNCOLIM**

224. SAI SERVICE PVT. LTD. (3402-AAO-06), SURVEY NO.64/7, SHOP NO.3-A-II, CANCNAMODDI, CUNCOLIM, SOUTH GOA - 403703  
PH :0832-2763062, 2763063.

**DHARBANDORA**

225. CHOWGULE INDUSTRIES PVT. LTD. (3408-GO-07), AT- KHANDEPAR- USGAON, TAL-DHARBANDORA, SOUTH GOA - 403401  
PH :0832-2345221.

**MAPUSA**

226. CHOWGULE INDUSTRIES PVT. LTD. (3408-8Z-03), PLOT NO. 19/20,THIVIM INDUSTRIAL ESTATE,KARASWADA, MAPUSA,GOA - 403507  
PH :0832-2258000/5/6.
227. SAI SERVICE PVT. LTD. (3402-8Z-05), D-2/9,MAPUSA INDUSTRIAL ESTATE,MAPUSA, GOA, - 403507  
PH :0832-2267000.

**MARGAO**

228. CHOWGULE INDUSTRIES PVT. LTD. (3408-1Y-01), OPP.DAMODAR TEMPLE,FATORDA,MARGOA,GOA - 403602  
PH :0832-2749100,2749135,169,180,741237, 39.
229. SAI POINT CARS PVT LTD (3408-1Y-01), H.NO.17,WARD NO.5,SURVEY NO.34/3,34/4,MARGAON PONDA HIGHWAY,SONFATOR AMBORA,CAMURLIN,SALCETE ,GOA - 403722  
PH :0832-2746700/2858899.
230. SAI SERVICE PVT. LTD. (3402-1Y-02), SURVEY NO. 212/4,VILLAGE - VERNA,TAL : SALCETE ,NEXT TO AGNEL POLYTECHNIC, MARGAO - 403718  
PH :0832-2883000, 2791195,791192-96.
231. CHOWGULE INDUSTRIES PVT. LTD. (3408-1Y-08), PLOT NO. M-58 AND M-59, PHASE 3B, VERNA INDUSTRIAL ESTATE, MARGAO, VERNA, SALCETE SOUTH GOA, GOA - 403722  
PH :0832-2782400.

**PANAJI**

232. CHOWGULE INDUSTRIES PVT. LTD. (3408-P1-02), D.B.BANDOOKAR MARG,CAMPAL,PANAJI,GOA - 403001  
PH :0832-2433000/2.
233. SAI SERVICE PVT. LTD. (3402-P1-01), SURVEY NO: 36/1,PENHA DE FRANCE,TAL : BARDEZ, ALTO PCRVORIM,GOA - 403501  
PH :0832 -2419200, 2414324,412084.
234. SAI SERVICE PVT. LTD. (3402-P1-07), SHED NO.18/329, PLOT NO.5A, SURVEY NO.117/6, TELEIGAON, ST. INEZ, PANJIM, GOA-403 002. - 403001  
PH :0832-22229222/2225222.

**PONDA**

235. SAI SERVICE PVT. LTD. (3402-34-03), OFF PANJIM HIGHWAY,PONDA,GOA, - 403401  
PH :0832-2324106, 2311499, 2324120.

**SANVORDEM**

236. CHOWGULE INDUSTRIES PVT. LTD. (BTk1-BTK-01), SURVEY NO. 4, SUBDIVISION-3, VILLAGE – CACORA, TALUKA – CURCHOREM, SANVORDEM, DIST. – SOUTH GOA, GOA. - 403706  
PH :8322652300.

**SATTARI**

237. CHOWGULE INDUSTRIES PVT. LTD. (3408-BOP-10), SURVEY NO. 60, SUB DIV NO. 05, VILLAGE ARVALEM, VILLAGE PANCHAYAT ARVALEM, TALUKA SATTARI, NORTH GOA, GOA - 403505  
PH :0832-6410187.

**TALEIGAON**

238. CHOWGULE INDUSTRIES PVT. LTD. (3408-NP-06), SURVEY NO. 122, MAHBOS, NEAR SHANKARWADI TEMPLE, SHANKARWADI, TALEIGAON, - 403001  
PH :0832-2431799,2231217.

**VASCO**

239. SAI SERVICE PVT. LTD. (3402-CP-04), NEXT TO SHIKALIM CHURCH,SHIKALIM,VASCO,GOA - 403802  
PH :0832-2542581/2526008/2526000/9850559425,2414 327.
240. CHOWGULE INDUSTRIES PVT. LTD. (3408-CP-09), OPP BHRAMASTAL TEMPLE, PATRONG BAINA, VASCO,GOA - 403802  
PH :0832-2540121/833540131.

**GUJARAT**

**AHMEDABAD**

241. KATARIA AUTOMOBILES PVT. LTD (0104-01-01), D/8 BEHIND ESI HOSPITAL,OUTSIDE DARIAPUR DARWAJA,AHMEDABAD - 380016  
PH :079-22174053/54.
242. KATARIA AUTOMOBILES PVT. LTD (0104-01-05), NEAR KOKHRA BRIDGE,MANINAGAR - 380008  
PH :079-22160571/72.
243. KATARIA AUTOMOBILES PVT. LTD (0110-01-01), BEHIND ADANAL PUMP , NEAR MAKARBA CROSSING, MAKARBA,SG HIGHWAY - 380051  
PH :079-30112333 / 30112312.
244. KIRAN MOTORS LIMITED (0102-01-01), SARKHEJ - GANDHINAGAR HIGHWAY,OPP. RAJPATH CLUB,AHMEDBAD - 380054  
PH :0272-6740955, 67.
245. KIRAN MOTORS LIMITED (0102-01-02), BEHIND L&T GODOWN,SARKHEJ SANAND HIGHWAY , AHMEDABAD - 382210  
PH :079-26891863, 26891009, 65459555, 65228555, 65229555..
246. KIRAN MOTORS LIMITED (0102-01-03), BASEMENT, RIVERA ARCADE,NR. AUDA GARDEN, PRAHLADNAGAR, 100FT RING ROAD,SATELLITE, AHMEDABAD - 390015  
PH :079-26924777,26927333.
247. POPULAR WHEELERS (INDIA) PVT. LTD. (0105-01-01), PATEL TRUST BUILDING, AVTAR HALL,NAROL, NARODA HIGHWAY,ISANPURA ROAD,AHMEDABAD - 382443  
PH :079-61903232.
248. POPULAR WHEELERS (INDIA) PVT. LTD. (0111-01-01), BESIDE SOLA ROAD BRIDGE,S. G. HIGHWAY SOLA,AHMEDABAD - 380054  
PH :079-65058111.



**DEALER WORKSHOP (AS ON 01.01.2018 )**

249. KIRAN MOTORS LIMITED (0112-01-01), SURVEY NO. 82/1/1, NEAR H.P. PETROL PUMP, MOTERA ROAD, CHANDKHEDA, AHMEDABAD - 380005  
PH :079-65054555 / 575.
250. UDAY AUTOLINK (0113-01-01), NEAR GALAXY SPACIA, OPP. DASTAN FARM, S. P. RING ROAD, KATHWADA, AHMEDABAD, GUJARAT - 382430  
PH :079-31927070.
251. NANDA AUTOMOBILES (0114-01-01), SURVEY NO. 229/3, OPP. GOKULESH PETROL PUMP, NAROL - ASLALI ROAD, NAROL, AHMEDABAD, GUJARAT. - 382405  
PH :8986558787 / 8460088883.
252. STARLINE CARS (AHMEDABAD) PVT LTD (0115-01-01), PLOT NO. 103/2, NANDA CHILODA, NEAR RAILWAY CROSSING, KRISHNANAGAR ROAD, NARODA, AHMEDABAD - 382330  
PH :079-29701051/53.
253. KIRAN MOTORS (0112-01-02), FINAL PLOT NO 33/1/1, NEAR SHRUSHTI LAVISH, OPP. SHYAM VILLA-II, NARODA-NIKOL ROAD, NIKOL DISTT. AHMEDABAD - 382330  
PH :079-60020555/60021555.
254. KIRAN MOTORS LIMITED (0102-01-04), SURVEY NO. 245/3, TP SCHEME NO. 43, NEAR KARGIL PETROL PUMP, SCIENCE CITY ROAD, AHMEDABAD - 380060  
PH :079-65457555.
255. POPULAR WHEELERS (INDIA) PVT. LTD. (0109-01-01), BEHIND G. B. SHAH COLLEGE, NEAR SWAMINARAYAN PARK, VAISHALI TOWNSHIP ROAD, VASNA, AHMEDABAD, GUJARAT. - 380007  
PH :079-30491101, 02.
256. ATUL MOTORS PVT. LTD. (0116-01-01), PLOT NO. 116, BOPAL – AMBIL ROAD, BOPAL, AHMEDABAD, DISTRICT – AHMEDABAD, GUJARAT. - 380058  
PH :079-61993300.
257. TANU MOTORS PVT. LTD. (0118-01-01), SURVEY NO. 1155/1-2, 1154 & 1156, PLOT NO. 39, SARKHEJ-SANAND ROAD, SANAND, AHMEDABAD (GUJARAT) - 382110  
PH :9909006071.
258. PEGASUS (A UNIT OF VISUAL AUTOLINK PVT. LTD.) (0117-01-01), PLOT NO.116 & 118/2, SARDAR PATEL RING ROAD, VASTRAL, AHMEDABAD - 382418  
PH :7623089000.
259. STARLINE CARS (AHMEDABAD) PVT LTD (0115-01-02), SR NO – TP - 57, PLOT NO. 67, NEAR GOTA FLYOVER BRIDGE, OPP. SHANKU FARM HOUSE, S.G. HIGHWAY, GOTA, AHMEDABAD. - 382481  
PH :7040646232.

260. KATARIA AUTOMOBILES PVT. LTD. (0110-01-02), PLOT NO. 112, 116 & 119, SURVEY NO. 283/3 7.10, B/H SILVER STAR, BESIDE HARI VILLA BUNGLOWS, GOTA ROAD, CHANDLODIYA, AHMEDABAD. - 382481  
PH :9824344889.

**AMOD**

261. RAVIRATNA MOTORS (F801-ZE-03), ROYAL PARK, JAMBUSAR-BHARUCH ROAD, AMOD, DISTRICT: BHARUCH, GUJARAT. - 392110  
PH :9687691106.

**AMRELI**

262. ATUL MOTORS (9E01-9E-01), LATHI BY PASS ROAD, AMRELI, GUJARAT. - 365601  
PH :8140909098.

**ANAND**

263. AMAR CARS PVT LTD (F702-F7-01), JANTHA CROSSING,SOJITRA ROAD,ANAND - 388121  
PH :02692-229980, 229981 .

**ANKALESHWAR**

264. RAVIRATNA MOTORS (P901-P9-01), PLOT NO. 624/2/BA, GIDC, VALIA ROAD, ANKLESHWAR - 393002  
PH :02646-225132/28.

**BALASINOR**

265. AMAR CARS PVT. LTD. (CJE1-CJE-01), SR. NO. 1451, OPP. OIC PETROL PUMP, AHMEDABAD HIGHWAY (NH-47), KANTHARJINA MUVADA, VILLAGE – VADALA, TALUKA – BALASINOR, DISTRICT – MAHISAGAR, GUJARAT. - 388255  
PH :8141011188.

**BARDOLI**

266. DHRU MOTORS (4002-Q1-02), G.I.D.C,SURAT BARDOLI ROAD,BARDOLI, - 394601  
PH :9825413113/9879104454.
267. KATARIA AUTOMOBILES PVT. LTD. (Q106-Q1-02), BLOCK NO.13, NANDIDA CROSS ROAD, BARASADI VILLAGE, SURAT-BARDOLI ROAD, BARDOLI, GUJARAT - 394310  
PH :922803307/9228004697/302222.

**BAREJA**

268. KATARIA AUTOMOBILES PVT. LTD. (BAN1-BAN-01), 5/6/7, ADITYA COMPLEX NATIONAL HIGHWAY-8, BAREJA , TALUKA – DASKROI, DISTRICT – AHMEDABAD, GUJARAT - 382425  
PH :7048079997.

**BARWALA**

269. UDAY AUTOLINK PVT. LTD. (I401-I4-01), OPP. HILTON HOTEL, BHAVNAGAR HIGHWAY, TA BARWALA, DIST. AHMEDABAD - 382450  
PH :7567449999.

**BAVLA**

270. KATARIA AUTOMOBILES PVT. LTD (0104-RX-07), NEAR ESSAR PETROL PUMP, BAVLA -AHMEDABAD HIGHWAY, BAVLA - 382220  
PH :02714-231250.

**BHACHAU**

271. K.D. MOTORS (P501-JP-02), SUNRISE MALL,OPP. BUS STAND,BHACHAU BHUJ ROAD, BHACHAU, GUJARAT - 370140  
PH :02837-223402.

**BHARUCH**

272. RAVIRATNA MOTORS (F801-F8-01), NH 8, OPP YOGI PETROL PUMP,P.O. ZADESHWAR,BHARUCH - 392011  
PH :02642-233506, 507, 504.

**BHAVNAGAR**

273. ETERNAL MOTORS PVT LTD (C901-C9-01), 14/1 & 2 GIDC BEHIND S.T.WORKSHOP CHITRA,BHAVNAGAR - 364004  
PH :9227893042, 44.
274. ETERNAL MOTORS PVT LTD (C901-C9-02), PLOT NO. 1858/A-2,OPP GOLIBAR HANUMAN MANDIR, BEHIND GAUSHALA, RUPANI CIRCLE, BHAVNAGAR - 364002  
PH :0278-2562462, 9228007221.
275. ETERNAL MOTORS PVT. LTD. (C901-C9-04), 6/8 & 11 GIDC, BHAVNAGAR - RAJKOT HIGHWAY, CHITRA, BHAVNAGAR (GUJARAT). - 364004  
PH :9228007215, 9227893040.
276. ETERNAL MOTORS PVT LTD (C901-C9-05), PLOT NO.29, SURVEY NO.37/1 & 37/2 NEAR TALAJA OCTROI CIRCLE, BESIDE INDIAN OIL PUMP, TALAJA ROAD, ADHEWADA, BHAVNAGAR, DISTT: BHAVNAGAR, GUJARAT - 364002  
PH :9099091926, 9227893036.

**BHUJ**

277. K.D. MOTORS (P501-P5-01), PLOT NO. 5/6/14,UMANAGAR,MIRZAPUR HIGHWAY ROAD , BHUJ,GUJARAT - 370001  
PH :02832-232534/5.

**BODELI**

278. KIRAN MOTORS LIMITED (0R01-0R-01), OPP.NARMADA GUEST HOUSE,DABHOI ROAD, BODELI, TALUKA: SANKHEDA,VADODARA - 391135  
PH :02665-222223 / 222224.

**BORSAD**

279. AMAR CARS PVT LTD (BJM1-BJM-01), BORSAD – TARAPUR HIGHWAY, BORSAD , DISTRICT – ANAND, GUJARAT - 388540  
PH :9586477744.

**BOTAD**

280. ETERNAL MOTORS PVT LTD (C901-AP-03), OPP.MULTIPLEX CINEMA,YOGI NAGAR,PALIVAD ROAD,BOTAD - 400092  
PH :8511118832, 9099095344.

**CHOTILA**

281. DREAM VEHICLES PVT. LTD. (CF11-CF1-01), SURVEY NO. 31, PLOT NO. 1, NILKANTH SOCIETY, NH NO. 8A, AHMEDABAD-RAJKOT, AT & PO – CHOTILA, DISTRICT – SURENDRANAGAR, GUJARAT. - 363520  
PH :8238000979.

**DABHOI**

282. KATARIA AUTOMOBILES (UU01-UU-01), OPP. VEGA BUS STOP, NEAR VEGA CROSS ROAD, DABHOI-BODELI ROAD, DABHOI, TA.DABHOI, DI.VADODARA - 391110  
PH :02663-255311.

**DAHOD**

283. R B CARS PVT. LTD. (2C01-PL-02), NEAR SIMANDHAR JAIN TEMPLE, OLD INDORE HIGHWAY,DAHOD - 389151  
PH :02673 -244307.

**DEESA**

284. TANU MOTORS PVT. LTD. (Q801-UQ-03), NH-14, NR. ESSAR PETROL PUMP, RADHANPUR HIGHWAY, HANUMAN NAGAR, MALGADH, DEESA - 385535  
PH :02744-270499.

**DEHGAM**

285. NANDA AUTOMOBILES (2B01-NR-03), NEAR UMIYA MATAJI TEMPLE,COLLEGE ROAD,AHMEDABAD ROAD, DEHGAM - 382305  
PH :02716-234567.

**DEVGADH BARIA**

286. R B CARS PVT. LTD. (2C01-AOA-05), BESIDE ARIHANT PETROL PUMP, PIPLOD ROAD, DEVGADH BARIA - 389380  
PH :0265-2771122.

**DHANERA**

287. TANU MOTORS PVT. LTD. (BZW1-BZW-01), 01 & 02, MARUTI NANDAN COMPLEX, NEAR ESSAR PETROL PUMP, DHANERA-DEESA HIGHWAY, DHANERA. - 385310  
PH :9909006071.

**DHARAMPUR**

288. KATARIA AUTOMOBILES PVT. LTD. (BSK1-BSK-01), SURVEY NO.29/3/P1, VILLAGE ASHURA NR. ASHURA CIRCALE, DHARAMPUR DISTT. VALSHAD, GUJARAT - 396050  
PH :02633-240600.

**DHARI**

**DEALER WORKSHOP (AS ON 01.01.2018 )**

289. ATUL MOTORS PVT. LTD. (GG01-GG-01), PLOT NO. 9, DHARI - KHAMBHA ROAD, NEAR RAILWAY FATAK DHARI , TALUKA - DHARI, DIST. - AMRELI, GUJARAT. - 365640  
PH :0281-2462779, 6699000, 9824200001, 7046233352.

**DHRANGADHRA**

290. DREAM VEHICLES PVT. LTD. (IM01-IM-01), PLOT NO. 79, SURENDRANAGAR- DHRANGADHRA ROAD, OPP. ARMY WORKSHOP, DISTRICT-SURENDRANAGAR. - 363310  
PH :2754-281234.

**DWARKA**

291. ATUL MOTORS PVT LTD (CJG1-CJG-01), SURVEY NO. 41, NEAR, SHRI SANTAN SEVA MANDAL, CORNER PLOT OF STATION ROAD AND HIGHWAY ROAD, DWARKA, DISTRICT – DWARKA - , - 361335  
PH :9904822333.

**GANDHI NAGAR**

292. NANDA AUTOMOBILES (2B01-2B-01), 1003,SECTOR-28,GANDHI NAGAR - 382028  
PH :079-23212692 / 93 / 94.

**GANDHIDHAM**

293. B M AUTOLINK (7702-77-01), EAST OF PLOT NO. 30-35,NATIONAL HIGHWAY, GANDHIDHAM - 370201  
PH :02836-223330.  
294. B M AUTOLINK (7702-77-03), SURVEY NO.129/26 P, GALPADAR HIGHWAY, GANDHIDHAM , DISTT.KACHCHH, GUJARAT. - 370110  
PH :9727725004.

**GODHRA**

295. R B CARS PVT. LTD. (2C01-2C-01), PLOT NO. 112/11, 12-VAVDI,GODARA - DAHOD HIGHWAY, GODHRA, PANCHMAHAL, GUJARAT - 389001  
PH :02672-265306, 265307, 365308.  
296. R B CARS PVT. LTD. (2C01-2C-04), SURVEY NO.107, LUNAWADA ROAD, GIDC, GODHRA, DISTT. PANCHMAHAL-389001. - 389001  
PH :02672-262749.

**GONDAL**

297. ATUL MOTORS (PVT) LTD (5503-AD-05), 8-B NATIONAL HIGHWAY, OPP. DAULAT OIL MILL, NR. NILKANTH VIRUDASHRAM, RAJKOT HIGHWAY,GONDAL - 360311  
PH :02825-294495.

**HALOL**

298. R B CARS PVT. LTD. (BKC1-BKC-01), PLOT NO. 104/6 & 104/8, VADODARA – GODHRA HIGHWAY, NEAR NAVJIVAN HOTEL, HALOL, DISTRICT – PANCHMAHAL, GUJARAT - 389350  
PH :02678-220201.

**HALVAD**

299. DREAM VEHICLES PVT. LTD. (GX01-GX-01), PLOT NO.5 & 6, NAKLANKDHAM TOWNSHIP, OPP. HONEST RESTAURANT, AHMEDABAD HIGHWAY, HALVAD DISTT. SURENDRANAGAR (GUJARAT) - 363330  
PH :02758-291409.

**HIMMATNAGAR**

300. KIRAN MOTORS LIMITED (P601-P6-01), NEAR G.I.D.C.MOTIPURA, HIMMATNAGAR - 383001  
PH :9824576711.

**IDER**

301. KIRAN MOTORS LIMITED (UX01-UX-01), SURVEY NO.69 IDAR-AMBAJI ROAD, IDAR DIST: SABARKANTHA - 383430  
PH :8155994111.

**JAMNAGAR**

302. ATUL MOTORS (PVT) LTD (F401-F4-01), SURVEY NO.422, PLOT NO. 16,17 & 19, JAMNAGAR, GUJARAT - 361001  
PH :0288-3041001.  
303. ATUL MOTORS (PVT) LTD (F401-F4-04), C-36, MP SHAH ARUN UDYOG, SARUSECTION ROAD, JAMNAGAR - 361002  
PH :0288-2550251.

**JASDAN**

304. ATUL MOTORS PVT. LTD. (5503-OB-09), SURVEY NO. 1253, PLOT NO. 4, NEAR KALYAN PETROL PUMP, JASDAN-ATKOT HIGHWAY, JASDAN, DIST.-RAJKOT, GUJARAT. - 360050  
PH :02821-291222 7046299952.

**JETPUR**

305. PERFECT AUTO SERVICES (PK01-PK-01), NEAR ANKUR HOTEL, OPP. DHARESHWAR GEB STATION, PITHADIA, RAJKOT HIGHWAY, JETPUR (GUJARAT). - 360370  
PH :9978998806.

**JHALOD**

306. R B CARS PVT. LTD. (-), SURVEY NO. 2550B/10, 11, AT - JHALOD, TALUKA- JHALOD, DISTRICTAT - DAHOD. - 389170  
PH :9099049349.

**JUNAGADH**

307. PERFECT AUTO SERVICES (5502-K8-06), SURVEY NO.45/1, PLOT NO. 214-C/D/E/F, GIDC-I, DOLATPARA, JUNAGADH - 362001  
PH :9879518052.

**JUNAGARH**

308. PERFECT AUTO SERVICES (5502-K8-02), PLOT NO. 81-82 G.I.D.C. DOLATPURA,RAJKOT-JUNAGARH HIGHWAY, JUNAGARH - 362001  
PH :661480.

**KADI**

309. STARLINE CARS (P) LTD (D101-UR-07), OPP. COTTON MARKETING YARD, KADI-CHATRAL ROAD, TAL: KADI, DIST: MEHSANA - 382715  
PH :02764-241200.

**KALOL**

310. NANDA AUTOMOBILES (2B01-FW-02), PLOT NO. - 162-168, GIDC,KALOL,MEHSANA HIGHWAY, NEAR CHIRAG CINEMA ROAD, KALOL. - 383028  
PH :02764-220781 / 82 / 83.

**KARJAN**

311. AMAR CARS PVT LTD (UZ01-UZ-01), SURVEY NO.851/787 BESIDE PMT TOOLS, KANDARI, N.H. -8, KARJAN, DISTT-VADODRARA (GUJARAT) - 391210  
PH :0265-2458282/2458585.

**KESHOD**

312. PERFECT AUTO SERVICES (BZY1-BZY-01), R S NO. 125/1, GODOWN NO. 01, SONDARDA, TALUKA – KESHOD, DISTRICT – JUNAGADH, GUJARAT. - 362220  
PH :9879605322.

**KHAMBHAT**

313. AMAR CARS PVT LTD (BNF1-BNF-01), PLOT NO. 7/8/9, RAJMAHAL PARK, OPP. SARDAR CHATRALAY, LAL DARWAJA, GAYATRINAGAR ROAD, KHAMBHAT, TALUKA KHAMBHAT, ANAND DISTRICT, GUJARAT - 388620  
PH :9909960706.

**KIM**

314. KATARIA AUTOMOBILES (UW01-UW-01), PLOT NO. 116-121, DAL MILL COMPOUND, OPP. SURAT JILLA SANGH, KIM CROSS ROAD, NH-8, KIM - 394110  
PH :02821 -3081240/251,235555.

**LIMBDI**

315. DREAM VEHICLES PVT. LTD. (BSG1-BSG-01), SURVEY NO.276/1, NEAR PANCHVATI HOTEL, LIMDI CROSS ROAD, AHMEDABAD-RAJKOT HIGHWAY, LIMDI, DISTT. SURENDRANAGAR, GUJARAT. - 363421  
PH :02758-261262.

**LUNAWADA**

316. R B CARS PVT. LTD. (BYN1-BYN-01), SURVEY NO.90, AT-BHAYASAR, GODHRA-LUNAWADA HIGHWAY, LUNAWADA , TALUK-LUNAWADA, DISTT-MAHISAGAR, GUJARAT. - 389230  
PH :9879126981, 9825967139 9586746703.

**MAHESANA**

317. STARLINE CARS (P) LTD (D101-D1-01), NAGALPUR HIGHWAY,MAHESANA , GUJRAT - 384002  
PH :02762-255454 & 231707.

**MAHUVA**

318. ETERNAL MOTORS PVT. LTD. (IV01-IV-01), VIJAY - PARTH COMPLEX, BANDAR ROAD, MAHUVA(GUJARAT) - 364290  
PH :02844-226226 / 9227893041.

**MANDAL**

319. KIRAN MOTORS (IW01-IW-01), SURVEY NO. 708, MANDAL - DETROJ HIGHWAY, NR. RELIANCE PETROL PUMP, MANDAL , DI: AHMEDABAD, GUJARAT. - 382130  
PH :9408803925.

**MANDVI**

320. K.D.MOTORS (UY01-UY-01), PLOT NO.25,26 & 27, RAJ COMMERCIAL, SURVEY NO.246, NEAR "THE BEACH RESORT", MANDVI NALIYA ROAD, MANDVI-KUTCH - 370465  
PH :02834-295100 / 01.

**MANSA**

321. NANDA AUTOMOBILES (2B01-OL-04), OPP. GIDC, VISNAGAR ROAD, MANSA, DISTRICT-GANDHINAGAR, GUJARAT - 382845  
PH :9727921000.

**MEHSANA**

322. TANU MOTORS PVT. LTD. (Q801-D1-04), SURVEY NO.78, NEAR SUNRISE AUTOMOBILES (AMW DEALER), GUJARAT STATE HIGHWAY NO.41, MEHSANA - 384002  
PH :02762-291102, 291103, 291104.

**METODA**

323. ATUL MOTORS PVT. LTD. (5503-BLW-08), PLOT NO. 2328, GATE NO. 2, METODA GIDC, METODA, TALUKA LODHIKA, DISTRICT - RAJKOT, GUJARAT - 360021  
PH :9924688774.

**MODASA**

324. KIRAN MOTORS LIMITED (P601-CR-02), SHAMLAL JI ROAD,SABARKANTHA DIST., MODASA - 383315  
PH :8155995111.

**MORBI**

325. PERFECT AUTO SERVICES (5502-X5-07), SURVEY NO. 351/2, PLOT NO. 10, DHARTI INDUSTRIAL AREA, RAJPURA ROAD, SANALA, MORBI , TEHSIL-MORBI, DISTT.-MORBI, GUJARAT. - 363641  
PH :9879518052, 9099058044 9925199569.

**MOTI KHAVADI**

**DEALER WORKSHOP (AS ON 01.01.2018 )**

326. ATUL MOTORS (PVT) LTD (AAU1-AAU-01), PLOT NO.22 & 29, NEAR PADANA POLICE STATION, JAMNAGAR-KHAMBALIYA HIGHWAY, MOTI KHAVDI, ZANKHAR, TA: LALPUR, DIST - JAMNAGAR, GUJARAT. - 361140  
PH :0288-2846015.

**MUNDRA**

327. B M AUTOLINK (7702-AJ-02), PRAGPAR ROAD,MUNDRA,DISTRICT-KUTCH, GUJARAT, - 370421  
PH :02838-296020.

**NADIAD**

328. AMAR CARS PVT LTD (F702-P7-02), NEAR RAJHANS MULTIPLEX,NADIAD-UTTARSANDA ROAD - 387370  
PH :0268-2587981, 2587980.

**NAVSARI**

329. KATARIA AUTOMOBILES PVT. LTD (Q701-Q7-01), PLOT NO.-891, OPP PAUVA MILL, NH-8,NEAR GANESH SISODRA CHOKDI,GANESH SISODIA NAVSARI, GUJARAT - 396463  
PH :02637-304444/304439.

**OLPAD**

330. COMET CAR SALES & SERVICE PVT. LTD. (4006-ZZ-02), 1906/1907, OPP. KUMBHARVAD, JUNA PURA, OLPAD - 394540  
PH :0261 -220066 / 220088.

**PADRA**

331. AMAR CARS (2205-OC-02), NEAR WESTERN BYPASS, AT SAMIYALA, PADRA, DIST. – VADODARA, GUJARAT - 391440  
PH :02662-223355/223366.

**PALANPUR**

332. TANU MOTORS (Q801-Q8-01), OPP.DHARTI RESORT, ABU- AHMEDABAD HIGHWAY, PALANPUR - 385001  
PH :02742-254477/254499/254000.  
333. STARLINE CARS (P) LTD (D101-Q8-08), SURVEY NO.4 & 5/2, OPPOSITE L K PETROL PUMP, PALANPUR-DEESA HIGHWAY, PALANPUR-385001, DISTT BANASKANTHA, GUJARAT - 385001  
PH :2742-265665.

**PALITANA**

334. ETERNAL MOTORS (–), RE SURVEY NO. 75/1, YASHOVJIYAJ NAGAR, PLOT NO. 15, TALUKA – PALITANA, DISTRICT – BHAVNAGAR, GUJARAT. - 364270  
PH :7043340575.

**PALSANA**

335. KATARIA AUTOMOBILES PVT. LTD (4004-ZF-07), BESIDE SAINATH COMPLEX, KADODARA AHMEDABAD ROAD , NH-8, UMBHEL GAM,TALUKA: PALSANA KADODARA, SURAT. - 382721  
PH :9228004677, 8866001593.

**PATAN**

336. STARLINE CARS (P) LTD (D101-Q9-02), CHANASMA HIGHWAY, PATAN - 384265  
PH :02766-7046046184, 7046046186.

**PORBANDAR**

337. ATUL MOTORS (F401-T8-05), PLOT NO. 208, GIDC VANANA, NATIONAL HIGHWAY , PORBANDAR, DIST. PORBANDAR GUJARAT - 360577  
PH :0286-290002.

**PRANTIJ**

338. KIRAN MOTORS LIMITED (AAI1-AAI-01), NO.6/P, OPP. VEGETABLE MARKET, PRANTIJ HIGHWAY, VILLAGE-KHAMALPUR, TALUKA-PRANTIJ, DISTT. SABARKANTHA, GUJARAT - 383205  
PH :9624401888.

**RADHANPUR**

339. STARLINE CARS (P) LTD (BNI1-BNI-01), SURVEY NO. 208/A, MOUJA – RADHANPUR, RADHANPUR MAIN ROAD, DISTRICT – PATAN, GUJARAT. - 385340  
PH :9824601773.

**RAJKOT**

340. ATUL MOTORS (PVT) LTD (5503-55-01), NEAR BHAKTI NAGAR STATION CIRCLE,TAGORE ROAD, RAJKOT - 360002  
PH :0281-2462781/82.  
341. ATUL MOTORS (PVT) LTD (5503-55-02), BEHIND HP PUMP,UNIVERSITY ROAD ,NEAR SNK SCHOOL, RAJKOT - 360005  
PH :0281-2575513/14.  
342. PERFECT AUTO SERVICES (5502-55-01), PERFECT HOUSE,GONDAL ROAD,VANDI,RAJKOT - 360004  
PH :0281-360588, 366759.  
343. PERFECT AUTO SERVICES (5502-55-04), 150 RING ROAD,OPP. GANDHIGRAM POLICE CHOWKI,RAJKOT - 360005  
PH :0281-2576233, 2576234.  
344. ATUL MOTORS (PVT) LTD (5503-55-08), RAJKOT AHMEDABAD HIGHWAY, NR. CHANDARANA PETROL PUMP, OPP. GUJARAT SAMACHAR PRESS, AT. NAVAGAM RAJKOT - 360003  
PH :0281-2704573.

345. PERFECT AUTO SERVICES (5502-55-08), R.S. NO. 50/1, 150 FEET RING ROAD, RAIL NAGAR, RONKI, RAJKOT, GUJARAT. - 360006  
PH :9979861995.

346. KATARIA AUTOMOBILES PVT. LTD. (5504-55-01), S. NO. 10/1, TPS NO. – 10, KALAVAD ROAD, MOTAMAVA, RAJKOT, GUJARAT. - 360001  
PH :9824190300.

**RAJPIPLA**

347. RAVIRATNA MOTORS PVT. LTD. (9X01-9X-01), OPP. JALARAM SAW MILL, NEAR HARSIDDHI MATAJI TEMPLE, RAJPIPLA, DIST: NARMADA, GUJARAT - 393145  
PH :02640-223508.

**RAJULA**

348. ATUL MOTORS PVT LTD (BAK1-BAK-01), HINDORNA CHOWKDI, JAFRABAD ROAD, RAJULA DISTT. AMRELI (GUJARAT) - 365560  
PH :02794-221501.

**SANTRAMPUR**

349. R B CARS PVT. LTD. (2C01-RY-03), NEAR PTC COLLEGE, SANT ROAD, SANTRAMPUR,DISTT.- PANCHMAHAL - 389260  
PH :02675 -221752.

**SAVLI**

350. KIRAN MOTORS LTD. (CFD1-CFD-01), SURVEY NO. 2592/1 PAKKI 2, NEAR RELIANCE PETROL PUMP, BHADRVA CHOWKDI, SAVLI – TIMBA ROAD, SAVIL, TALUK – SAVLI, DISTRICT – VADODARA, GUJARAT. - 391770  
PH :9624099195.

**SAYAN**

351. KIRAN MOTORS LTD. (OO01-OO-01), PLOT NO.6 TO 10 OF R BLOCK, SURVEY NO.209, VILLAGE PARIA, TALUKA: OLPAD, SAYAN - 394130  
PH :9228007037/9712010100.

**SHAPAR**

352. ATUL MOTORS PVT. LTD. (BQZ1-BQZ-01), SHOP NO. 1 TO 4, SURVEY NO. 305/1, PLOT NO. 169, SHAPAR, DISTRICT – RAJKOT, GUJARAT - 360024  
PH :8460692223.

**SIDDHPUR**

353. STARLINE CARS PVT. LTD. (–), PLOT NO. 140-1285/7, SIDHPUR, TALUKA – VADGAM, DISTRICT – PATAN. - 384151  
PH :9824601773.

**SURAT**

354. DHRU MOTORS (4002-40-01), JEEVAN GANGA NAGAR,NEAR JEEVAN JYOT THEATRE,UDHNA MAIN ROAD,SURAT - 394210  
PH :0261-406071/72.

355. DHRU MOTORS (4002-40-1B), 207, NEW INDUSTRIAL ESTATE,ROAD NO.-6,UDHNA UDYOG NAGAR, SURAT - 394210  
PH :0261-0261-2272118/ 9978900862.

356. KATARIA AUTOMOBILES PVT. LTD (4004-40-04), OPP. VATSALYA BUNGLOWS,NEAR GUJARAT GAS CNG STATION,UDHNA MADGULLA ROAD, VESU SURAT - 395007  
PH :0261-2211005/9228004674.

357. KATARIA AUTOMOBILES PVT. LTD (4004-40-05), KATARIA ARCADE,OPP. RAJHANS CINEMA,DUMAS ROAD, PIPLOD, SURAT - 395007  
PH :0261-3081238, 3081240, 3081251.

358. KIRAN MOTORS LIMITED (4001-40-01), SURAT-BARDOLI ROAD,DUMBHAL,NEAR PUNA JAKAT NAKA,SURAT - 395010  
PH :9824701590/9712010100.

359. KIRAN MOTORS LIMITED (4001-40-02), PANDESARA,BAMROLI ROAD,SURAT - 395002  
PH :0261-2630361-4.

360. COMET CAR SALES & SERVICE PVT. LTD. (4006-40-01), CHIKUWADI COMPLEX, GH8 ROAD, PANDESARA, SURAT. - 394221  
PH :0261 -3091234.

361. KATARIA AUTOMOBILES LTD. (4004-40-08), BLOCK NO.233, TP NO.8, OPP. SHREE LEKHA RESIDENCY, PALANPORE, ADAJAN, SURAT - 394310  
PH :0261-2778810 / 20 / 30 / 40.

362. KIRAN MOTORS (P) LTD. (4005-40-01), PLOT NO. 443, FP NO. 26 MOJE PALGAM, ADAJAN, SURAT - 395009  
PH :9712010100.

363. AMAR CARS PVT LTD (4009-40-01), BLOCK NO.116, SURVEY NO.128/1, SURAT-KAMREJ ROAD, VALAK PATIYA, NEAR VALAK NAGAR, TALUKA-KAMREJ, DISTT:SURAT - 395006  
PH :8980042799/89800471899.

364. AMAR CARS PVT LTD (4009-40-02), PLOT NO.10&11, SURVEY NO.7 & 9, SONARAS COMPOUND, NEAR DGVCL OFFICE, KARMNATH MAHADEV TEMPLE LANE, KAPODARA, VARACHHA ROAD, SURAT - 395006  
PH :7069026555/7069026666.

365. COMET CAR SALES & SERVICE PVT. LTD. (4006-40-03), R. S. NO. 311, T. P. SCHEME-3, FINAL PLOT NO. 102/A, KATARGAM, SURAT, DISTRICT – SURAT, GUJARAT. - 395004  
PH :0261-2480877, 2604877.

**SURENDERNAGAR**

366. DREAM VEHICLES PVT. LTD. (LC01-LC-01), 261/P, OPP MARKETING YARD,GIDC AREA,WADHWAN CITY, SURENDERNAGAR - 363030  
PH :02752-241314 / 651516.

**DEALER WORKSHOP (AS ON 01.01.2018 )**

**TANKARA**

367. ATUL MOTORS PVT. LTD. (BQY1-BQY-01), PLOT NO. 8/1, S. NO. 107, VILLAGE – JABALPUR, TALUKA – TANKARA, SUB DISTRICT – MORBI, DISTRICT – RAJKOT. - 363660  
PH :9904100076.

**UMERGAON**

368. KATARIA AUTOMOBILES (BNB1-BNB-01), PLOT NO. 239, LORD COMPLEX, SHOP NO. B-9 AND B-10, UMERGAON, DISTRICT – VALSAD, GUJARAT. - 396170  
PH :769885000.

**UMRETH**

369. AMAR CARS PVT. LTD. (CFE1-CFE-01), R. S. NO. 30/2, NADIAD-DAKOR ROAD, UMRETH , DIST.ANAND, GUJARAT. - 388220  
PH :7567898716.

**UNA**

370. PERFECT AUTO SERVICES (BFD1-BFD-01), SURVEY NO. 113, PLOT NO. 6, OPP. SWAMI VIVEKANAND VIDYALAYA, NEAR BANSIDHAR PETROL PUMP, BHAVNAGAR HIGHWAY, VAYAJPUR, UNA, DISTRICT – GIR SOMNATH, GUJARAT. - 362560  
PH :8511147523.

**UNJHA**

371. TANU MOTORS (Q801-GR-02), OPP. DHANA DAL FACTORY,MEHSANA PALANPUR HIGHWAY, UNJHA - 384170  
PH :02742-224499.

**VADODARA**

372. AMAR CARS PVT LTD (2203-22-01), GORWA ROAD,VARODARA,GUJARAT. - 390016  
PH :0265-2291500, 01, 02.  
373. KIRAN MOTORS LIMITED (2201-22-01), 909/4,G.I.D.C.MAKARPURA,VADODARA - 390010  
PH :0265-2642212.  
374. KIRAN MOTORS LIMITED (2201-22-02), PLOT NO.160,SUB-1 NUTAN GUJ.INDLESTATE,OLD CHHANI ROAD, VADODARA - 390002  
PH :0265-2771744, 45.  
375. AMAR CARS PVT LTD (2203-22-02), KALA GHODA, OPP. KIRTI MANDIR, VADODARA, DIS: VADODARA, GUJARAT - 390001  
PH :0265-2428282.  
376. KATARIA AUTOMOBILES PVT. LTD (2204-22-01), 984/4,GIDC, OLD NH-8,MAKARPURA ROAD, VADODARA, GUJARAT - 390010  
PH :0265-3091257 / 34.  
377. AMAR CARS PVT LTD (2205-22-01), VARASIYA AIRPORT ROAD, OPP POONAM CINEMA, KARELIBAUG, VADODARA,GUJARAT - 390016  
PH :0265-2488787.

378. KIRAN MOTORS LIMITED (2201-22-03), C/O ARBUDA COLD STORAGE, 823 POWER CABLE ROAD, DHARMSINH ROAD, OPP. UMA AMAR PARTY PLOT, NEAR CHHANI JAKAT NAKA, VADODARA - 390002  
PH :0265-2771122.  
379. KATARIA AUTOMOBILES PVT. LTD (2204-22-02), OPPOSITE SHARDA MANDIR HIGH SCHOOL, VINOBA BHAVE ROAD, SALATWADA, VADODARA - 390001  
PH :08866002482 / 1584.

**VALSAD**

380. KATARIA AUTOMOBILES PVT. LTD (0104-2E-06), SURVEY NO. 211,ATUL-ALSAD ROAD,PARNERA,AVALSAD, GUJARAT - 396020  
PH :02632 -233244 / 233245.

**VALVADA**

381. VITESSE TRADING LIMITED (0503-V1-05), SURVEY NO.137/1 Q 148/1 VILLAGE VALVADA,NATIONAL HIGHWAY-8, NEAR KARAMBELI STATION, DISTT.VALSAD(GUJ) - 396105  
PH :0260-787301.

**VANSDA**

382. KATARIA AUTOMOBILES PVT. LTD. (Q701-SB-02), JAMNABA PARK, VANSDA HANUMAN BARI CHAR RASTA, VANSDA-DHARAMPUR ROAD, RANI FALIYA, VANSDA, DISTRICT – NAVSARI, GUJARAT - 396580  
PH :02630-223490.

**VAPI**

383. KATARIA AUTOMOBILES PVT. LTD (0104-97-03), PLOT NO. C-29,NATIONAL HIGHWAY-8,G. I. D. C., VAPI, TAL. PARDI - 396195  
PH :0260-3081240/3081260.  
384. KATARIA AUTOMOBILES PVT. LTD (0104-97-09), PLOT NO. 304/2, VILLAGE BALITHA, NH-8, OPP BABA SITARAM TEMPLE, NEAR SWAMINARAYAN SCHOOL, SALAV, VAPI , DISTRICT -VALSAD, GUJARAT - 369191  
PH :0260-2408202/8866001591/9327740903.

**VERAVAL**

385. PERFECT AUTO SERVICES (5502-AH-05), NR. BALIYA HANUMAM,VERAVAL - JUNAGADH HIGHWAY, JUNAGADH, GUJARAT - 362265  
PH :02876-221122.

**VIJAPUR**

386. STARLINE CARS (P) LTD (D101-V2-04), HIMMATNAGAR HIGHWAY ,ANANDPURA CHAR RASTA, VIJAPUR - 382870  
PH :02763-220059.

**VIRAMGAM**

387. KIRAN MOTORS LIMITED (AAB1-AAB-01), SURVEY NO.319/P, NILKI CHOKDI, VIRAMGAM, DISTT: AHMEDABAD, GUJARAT. - 382150  
PH :8156016222.

**VISNAGAR**

388. STARLINE CARS (P) LTD (D101-RW-05), VISNAGAR -AMBAJI ROAD, OPP. DHAROI COLONY, VISNAGAR, DISTT.- MEHSANA - 384315  
PH :02765-222977.

**VYARA**

389. COMET CAR SALES & SERVICE PVT. LTD. (BIY1-BIY-01), SHOP NO. 11 & 12, BLOCK NO. 175/1/A, RS NO. 113, VYARA-SURAT ROAD, VYARA, DISTRICT – TAPI, GUJARAT - 394650  
PH :02626-221410/11.

**WAGHODIA**

390. KATARIA AUTOMOBILES PVT. LTD. (BZZ1-BZZ-01), OPPOSITE BHARAT PETROLEUM, WAGHODIA, TALUKA – WAGHODIA, DISTRICT – VADODARA, GUJARAT. - 391760  
PH :8153022000.

**WANKANER**

391. ATUL MOTORS PVT LIMITED (BAL1-BAL-01), RAJKOT-WANKANER HIGHWAY, NEAR JADESHWAR CHAMBERS, NEAR INTERNATIONAL CERAMIC, WANKANER (GUJARAT) - 363621  
PH :02828-221556.

**HARYANA**

**AMBALA**

392. EAKANSH WHEELS (1802-18-01), STONE NO. 126, JAGADARI ROAD, VILLAGE TEPLA, AMBALA - 133001  
PH :0171-2822500,600,900.  
393. EAKANSH WHEELS (1802-18-03), PLOT NO. 8, BASANT VIHAR, BEHIND SWASTIK MARBLE, NEAR MOTOR MARKET, AMBALA CITY, HARYANA - 133001  
PH :01712542549, 9991802000.  
394. MODERN AUTOMOBILES (1801-18-01), MODEL TOWN CROSSING, G.T.ROAD, AMBALA, HARYANA - 134003  
PH :0171-2521444, 2520155.  
395. MODERN AUTOMOBILES (1801-18-02), NEAR AMAR PALI RESTAURANT, G.T. ROAD, AMBALA - 134003  
PH :0171-2520448.

**ASSANDH**

396. KARNAL MOTORS (8906-CS-04), OPP. NEW GRAIN MARKET, KARNAL ROAD ASSANDH, DISTT. KARNAL - 272032  
PH :1749-272032.

**BAHADURGARH**

397. SIDHI VINAYAK VEHICLES PRIVATE LIMITED (2G01-2G-01), 1202, M.I.E, PART-B, MAIN ROHTAK ROAD, BAHADURGARH, DIST. JHAJJAR (HARYANA). - 124507  
PH :01276268102 / 01276661111 / 9812580555.  
398. SIDHI VINAYAK VEHICLES PRIVATE LIMITED (2G01-2G-02), KHASRA NO. 1681-82, MODERN INDUSTRIAL AREA, PART – B, BAHADURGARH. - 124507  
PH :9992200429.

**BARARA**

399. EAKANSH WHEELS (NX01-NX-01), SH-4, KALA AMB - SHAHBAD - BARARA ROAD, BARARA - 133201  
PH :01731-286400.

**BARWALA**

400. MODERN AUTOMOBILES (BSA2-BSA-01), KHEWAT/KHOTONI NO. 388, KHASARA NO. 46/9, 10, OPPOSITE AXIS BANK, VILLAGE BATAPUR, P.O. BARWALA, TEHSIL AND DISTT. PANCHKULA, HARYANA - 134118  
PH :9416021648.

**BAWAL**

401. DINCO 4 WHEELS LLP (AUTO VIBES) (BBD2-BBD-01), KHATA NO. 326 AND KHATAUNI NO. 362, OPPOSITE PRATHAM HOUSING, NH-8, BAWAL, DISTRICT – REWARI, HARYANA . - 123501  
PH :7082100250.

**BERI**

402. SIDHI VINAYAK VEHICLES PVT. LTD. (BEV1-BEV-01), PLOT NO. 53/2, NEAR MATA MANDIR, BERI DUJANA ROAD, BERI , DIST. JHAJJAR - 124201  
PH :9992200415.

**BHAPOLI**

403. AUTO GALLERY (A UNIT OF RKH AUTOMOBILES PVT. LTD.) (CKV1-CKV-01), KHEWAT NO. 136, VILLAGE – JHAMBA, TEHSIL – BAPOLI, DISTRICT – PANIPAT. - 132103  
PH :7009396727.

**BHIWANI**

404. JAGMOHAN MOTORS (X301-X3-01), DELHI ROHTAK ROAD, NEAR RADHA SWAMI SATSANG MANDIR, BHIWANI - 127021  
PH :9812003964.

**BILASPUR**

**DEALER WORKSHOP (AS ON 01.01.2018 )**

405. PANDIT AUTOMOBILES PVT. LTD.  
(BGH1-BGH-01), NEAR GRAMIN BANK,  
JAGADHRI ROAD, BILASPUR, DISTRICT –  
YAMUNANAGAR, HARYANA. - 135102  
PH :01732-247777, 9812455350, 9812455879.
- BILASPUR (HARYANA)**
406. PLATINUM MOTOCORP LLP (2L04-CIA-02),  
KHASRA NO.54/67, CHOUDHARY NIHAL SINGH  
MARKET, BILASPUR CHOWK, NH-8, BILASPUR,  
DISTRICT – GURUGRAM. - 122413  
PH :9205192666.
- CHARKHI DADRI**
407. JAGMOHAN MOTORS (X301-CT-02), BHIWANI  
LOHARU ROAD, CHARKHI DADRI, BHIWANI -  
127306  
PH :9992200363, 9992200362.
- CHEEKA**
408. EAKANSH MOTORS PVT. LTD. (U802-HU-04),  
MARBLE MARKET, PATIALA ROAD, CHEEKA,  
HARYANA, - 136034  
PH :01743222277 / 01743222288.
- CHHACHHARAULI**
409. PANDIT AUTOMOBILES (-), HB NO. 311, NEAR  
MDAV SCHOOL, TEHSIL – CHHACHHRAULI,  
DISTRICT – YAMUNA NAGAR.  
PH :9812455896.
- DADRI-TOE**
410. SIDHI VINAYAK VEHICLES PRIVATE LIMITED  
(BVH1-BVH-01), KHEWAT NO.270, 273 KILA  
NO.11/2/2 & 14 (B-0), 15/2 (7-16) VILL - DADRI  
TOE, MAIN BUS STAND JHAJJAR-GURGAON  
ROAD, TEHSIL - JHAJJAR, DISTT.-JHAJJAR,  
HARYANA. - 124103  
PH :9992200433.
- ELLENABAD**
411. SHAKTI MOTORS PVT.LTD. (E401-IN-03),  
SURERA CHOWNK, NEAR CHAUDHARI MANI  
RAM COLLEGE, SIRSA ROAD, ELLENABAD -  
125055  
PH :1666-230168, 221953, 9729871902.
- FARIDABAD**
412. TCS AUTOMOBILES (5804-58-01), PLOT NO-1A,  
SECTOR-6, FARIDABAD, - 121001  
PH :0129 -4292829.
413. VIPUL MOTORS LTD. (5801-58-03), UNIT-II, PLOT  
NO. 1A 19/6, MATHURA ROAD, FARIDABAD -  
121006  
PH :0129-4003052, 4286000,24.30.
414. VIPUL MOTORS LTD. (5801-58-01), 27/5 KM,  
MAIN MATHURA ROAD, FARIDABAD - 121002  
PH :0129-4285000,33.66, 286640, 41, 290685.

415. FAIR DEAL CARS PVT. LTD. (5805-58-01), PLOT  
NO.-17A, NIT INDUSTRIAL AREA, NIT  
FARIDABAD - 121003  
PH :9953340624.
416. TCS AUTOWORLD PVT. LTD. (TCS &  
ASSOCIATES PVT. LTD. ) (5804-58-02), 20.4 KMS  
MILESTONE, BHASKAR COMPOUND, AMAR  
NAGAR, MAIN MATHURA ROAD, FARIDABAD,  
HARYANA. - 121003  
PH :0129-2256789.
- FARRUKHNAGAR**
417. PLATINUM MOTOCORP LLP (KE01-KE-01),  
KHEVAT NO. 299, MUSTIL NO.-12, KHASRA NO.  
-19/3 AND 22/2, VILLAGE – SEHADPUR  
MOHAMADPUR, TEHSIL – FARRUKHNAGAR,  
DISTRICT – GURGAON. - 122506  
PH :9205192660, 9810181273, 9205192661.
- FATEHABAD**
418. SHAKTI MOTORS PVT.LTD. (2H02-2H-01), NH-10,  
SIRSA ROAD, FATEHABAD - 125050  
PH :01667221799 / 01667221699 / 9896032100.
- GANAUR**
419. JAGMOHAN AUTOMOTIVES PVT. LTD.  
(NA04-NA-01), RAILWAY ROAD, GANAUR -  
131101  
PH :0130-2461500.
- GHARAUNDA**
420. KARNAL MOTORS (8906-MR-05), WARD NO.-1,  
BEHIND GOVT. SR. SEC. SCHOOL COLONY,  
GHARAUNDA, - 132114  
PH :01748-252030,252040.
- GOHANA**
421. JAGMOHAN AUTOMOTIVES PVT. LTD.  
(CU03-CU-01), NEAR KHANPUR CHOWNK,  
ROHTAK PANIPAT HIGHWAY, GOHANA, DISTT. -  
SONEPAT - 131301  
PH :9992200357.
- GURGAON**
422. COMPETENT AUTOMOBILES CO LTD  
(9505-95-01), A-25, INFOCITY, SECTOR-33,  
GURGAON - 122004  
PH :0124-425200.
423. PASCO AUTOMOBILES (9506-95-01), PASCO  
HOUSE, 6 PALAM GURGAON ROAD,  
INDUSTRIAL ESTATE, GURGAON - 122006  
PH :0124-8912555, 8912000, 8912869, 8912870.
424. PASCO AUTOMOBILES (9506-95-02), SECTOR  
17-18, DIVIDER ROAD, GURGAON, HARYANA, -  
122015  
PH :0124-4012555.
425. VIPUL MOTORS LTD. (5801-95-02), 504, UDYOG  
VIHAR, PHASE-III, GURGAON - 122001  
PH :0124-4395700/1, 4004019-23, 9811723030.

426. ROHAN MOTORS LTD. (9508-95-01), 2482/84,  
SECTOR-52A, WAZIRABAD VILLAGE, OPP.  
AARDI CITY MALL, GURGAON - 122001  
PH :7065574220.
427. VIPUL MOTORS LTD. (5801-95-04), PLOT  
NO.5/22/1, SARHAUL VILLAGE,SECTOR-18,  
MAIN ROAD, GURGAON. (HARYANA) - 201102  
PH :0124-4285000.
428. PREM MOTORS PVT. LTD. (9511-95-01), PLOT  
NO.101, SAINI PLAZA MARKET, OPP. H BLOCK,  
NEAR RAM MANDIR, PALAM VIHAR, GURGAON -  
122017  
PH :7065003410, 7065003388.
429. PREM MOTORS PVT. LTD. (9512-95-01), PLOT  
NO. 3, IDC, OPPOSITE SECTOR-14, GURGAON -  
122001  
PH :7065003377, 7065003388.
430. RANA MOTORS PVT LTD (9509-95-02), PLOT  
NO.60, IDC, GURGAON - 122001  
PH :0124-4867777.
431. PASCO AUTOMOBILES (9510-95-01), PLOT NO.  
34/3, DINESH JAIN COMPLEX, DELHI-AJMER  
EXPRESSWAY (NH-8), RAJIV CHOWK,  
GURGAON, HARYANA. - 122001  
PH :9810047332, 9810052514.
432. RANA MOTORS PVT LTD (9509-95-03), QILA NO.  
8/2, MUSTAKIL NO. 25, SECTOR 17-18, DIVIDING  
ROAD, GURGAON. - 122001  
PH :0124-2340140.
- HANSI**
433. JAGMOHAN MOTORS (GT02-GT-01), G. T.  
HIGHWAY ROAD, MAIN ROHTAK HANSI ROAD,  
NEAR HOLLAND TRACTORS AGENCY & HP  
PETROL, HANSI - 124001  
PH :9992200383.
- HISSAR**
434. HISSAR AUTOMOBILES (7601-76-01), 5TH KM  
STONE, SIRSA ROAD, HISSAR, HARYANA -  
125001  
PH :01662-76310, 76021.
435. MODERN AUTOMOBILES (7602-76-01), OPP.  
VIDYUT NAGAR, DELHI ROAD, HISAR, - 125005  
PH :01662-20000, 21000.
436. MODERN AUTOMOBILES (7602-76-02), OPP.  
BBMB, HISSAR DELHI ROAD, HISSAR - 125001  
PH :9354511110.
437. UNIQUE MOTORS PVT LTD (7603-76-01), OPP.  
BHANU INDUSTRIES, DELHI ROAD, VILLAGE:  
SATROD,HISSAR (HARYANA) - 125006  
PH :8818055538.
- JHAJJAR**
438. SIDHI VINAYAK VEHICLES PRIVATE LIMITED  
(0B01-0B-01), NEAR GOVT. POLYTECHNIC,  
BAHADURGARH ROAD, JHAJJAR - 124507  
PH :01251-271115 /271119.

439. SIDHI VINAYAK VEHICLES PRIVATE LIMITED  
(0B01-0B-02), BERI ROAD, JHAJJAR, HARYANA. -  
124103  
PH :9992200415.
- JIND**
440. EAKANSH MOTORS PVT. LTD. (U802-2K-06),  
ROHTAK ROAD, NATIONAL HIGHWAY-71, OPP.  
GRAIN MARKET, JIND, HARYANA - 126102  
PH :01681-247666.
- JULANA**
441. EAKANSH MOTORS PVT. LTD. (MA01-MA-01),  
JIND ROHTAK MAIN ROAD, OPP. NEW BUS  
STAND, JULANA, DIST. JIND, HARYANA - 126101  
PH :8395906111.
- KAITHAL**
442. EAKANSH MOTORS PVT. LTD. (U802-U8-01),  
AMBALA ROAD, NH-65, KAITHAL - 136027  
PH :01746-225959, 229100, 309330.
- KALKA**
443. MODERN AUTOMOBILES (EG02-EG-01),  
ADJOINING INDIAN OIL PETROL PUMP, RAM  
NAGAR, NH-22, KALKA, DISTRICT –  
PANCHKULA, HARYANA - 133302  
PH :0173-224999/220555.
- KARNAL**
444. KARNAL MOTORS (8906-89-01), 71/3  
MILESTONE, G.T.ROAD, KARNAL - 132001  
PH :0184-255555, 274387.
445. KARNAL MOTORS (8906-89-02), OPP. BUS  
STAND, AMBALA CHANDIGARH HIGHWAY,  
KARNAL - 132001  
PH :0184-2274287.
446. MODERN AUTOMOBILES (8907-89-01), NEAR  
NAMASTE CHOWK, OLD G.T.ROAD, KARNAL -  
132001  
PH :0184-2272503.
- KHARKHODA**
447. JAGMOHAN AUTOMOTIVES PVT. LTD.  
(BU02-BU-01), NEAR KANYA GURUKUL  
MAHAVIDYALYA, DELHI ROAD, NEAR UNION  
BANK, KHARKHODA (HARYANA) - 131402  
PH :0130-2584111.
- KOSLI**
448. DINCO 4 WHEELS LLP (AUTO VIBES)  
(CAN1-CAN-01), OPPOSITE RAJIV GANDHI  
STADIUM, TEHSIL ROAD KOSLI, DISTRICT –  
REWARI, HARYANA . - 123302  
PH :7082100202.
- KUND**

**DEALER WORKSHOP (AS ON 01.01.2018 )**

449. DINCO 4 WHEELS LLP (AUTO VIBES)  
(CJL1-CJL-01), NEAR KUND BARRIER, OPP. SBI  
BANK, NARNAUL ROAD, VILLAGE - MANETHI,  
KUND, DISTRICT - REWARI, HARYANA - 123102  
PH :7082100204, 9215164549.

**KUNDLI**

450. JAGMOHAN AUTOMOTIVES PVT. LTD.  
(GU03-GU-01), OPP. TDI OFFICE, DELHI  
KUNDALI BORDER, GT KARNAL ROAD  
SONEPAT - 131001  
PH :8059900535.

**KURUKSHETRA**

451. KARNAL MOTORS (8906-U6-03), PLOT NO. 156,  
INDUSTRIAL AREA, SECTOR-2, KURUKSHETRA  
PH :01744-232827.

**MADLAUDA**

452. HARISONS AUTOMOBILES (CFK1-CFK-01),  
ASANDH ROAD, VILLAGE - MADLAUDA, TEHSIL -  
MADLAUDA, DISTRICT - PANIPAT. - 132113  
PH :0180-2667788.

**MANDI DABWALI**

453. SHAKTI MOTORS PVT.LTD. (E401-KU-02),  
SANGARIA ROAD, DABWALI, DISTT.-SIRSA -  
125104  
PH :01668-229988,229966, 9896023577.

**MANESAR**

454. PLATINUM MOTOCORP LLP (2L04-2L-01), PLOT  
NO.282, SEC 6, IMT MANESAR DISTT.  
GURGAON. - 122052  
PH :0124-2656500.

**MEHAM**

455. JAGMOHAN MOTORS (A601-NZ-08), MAIN  
MARKET, NATIONAL HIGHWAY-10,  
ROHTAK-HISSAR ROAD, MEHAM,  
DISTRICT-ROHTAK - 124101  
PH :9992100310.

**NARAINGARH**

456. EAKANSH WHEELS (1802-CV-02), NH-72,  
AMBALA-KALA AMB ROAD, NEAR ADARSH  
FILLING STATION, NARAINGARH - 134203  
PH :1734-285500.

**NARNAUL**

457. PLATINUM MOTOCORP LLP (9Q02-9Q-01),  
KAILASH NAGAR, REWARI ROAD, NARNAUL,  
HARYANA,  
PH :9205192861.

**NARWANA**

458. EAKANSH MOTORS PVT. LTD. (U802-CW-03),  
OPP. HAFED GODOWN-2, NH-65 AKHERAM  
NAGAR, NARWANA - 126116  
PH :9813583100.

**PALWAL**

459. ROHAN MOTORS LTD. (EE01-EE-01), SANWAL  
COLONY, MAIN MATHURA ROAD, NEAR SDM  
COURT, PALWAL - 121101  
PH :1275-304100.

**PANCHKULA**

460. MODERN AUTOMOBILES (0702-K3-03), PLOT  
NO. 318, INDUSTRIAL AREA, PHASE-2,  
PANCHKULA - 134113  
PH :0172-2594200.  
461. AUTOPACE NETWORK PVT. LTD (0705-K3-03),  
PLOT NO. 5, INDUSTRIAL AREA, PHASE-1,  
PANCHKULA, HARYANA. - 134113  
PH :9878427062.

**PANIPAT**

462. HARISONS AUTOMOBILES (D301-D3-01),  
G.T.ROAD , PANIPATHARYANA - 132103  
PH :01742-67202, 67225, 67782.  
463. HARISONS AUTOMOBILES (D301-D3-03), NEAR  
JATAL ROAD, OLD CANAL- PANIPAT - 132103  
PH :01802698088, 01804091801.  
464. HARISONS AUTOMOBILES (D301-D3-04), PLOT  
NO.23, SECTOR-25, PHASE-1, PART-1, PANIPAT  
(HARYANA) . - 132103  
PH :0180-2667799,2667788.  
465. AUTO GALLERY ( A UNIT OF RKH  
AUTOMOBILES PRIVATE LIMITED )  
(D302-D3-01), KHASRA NO. 43/6, 44/9 & 10,  
VILLAGE - JATTIPUR, NEAR HOTEL SWARNA  
MAHAL, NH-1, PANIPAT, HARYANA.  
PH :9053400551.

**PATAUDI**

466. PLATINUM MOTOCORP LLP (BY03-BY-01), HALI  
MANDI ROAD, OPPOSITE SHIV MURTI,  
PATAUDI, DIST. - GURGAON - 122503  
PH :0124-2672100.

**PEHOWA**

467. KARNAL MOTORS (8906-2M-06), NEAR SHARMA  
SERVICE STATION, KURUKSHETRA ROAD,  
PEHOWA - 136128  
PH :01741220911, 9996038881.

**PUNDRI**

468. EAKANSH MOTORS PVT. LTD. (BFF1-BFF-01),  
KILA NO- 3/10, KHEWAT 2147 OPP. HARCHARAN  
FILLING STATION, KAITHAL ROAD, PUNDRI  
DIST. KAITHAL, HARYANA - 136026  
PH :8395906111.

**RADAUR**

469. PANDIT AUTOMOBILES PVT.LTD. (D201-EN-02),  
OPP. JMIT ENGG. COLLEGE, NEAR BUS STAND,  
RADAUR, DISTRICT-RADAUR, HARYANA -  
135001  
PH :01732-283165, 9812455884.

**REWARI**

470. DINCO 4 WHEELS LLP (AUTO VIBES)  
(U102-U1-01), BAWAL ROAD, NEAR BYE PASS  
ROAD, REWARI (HARYANA)) - 123401  
PH :1274-261347.

**ROHTAK**

471. JAGMOHAN MOTORS (A601-A6-01), SONEPAT  
ROAD, ROHTAK - 124001  
PH :01262-55002-5.  
472. JAGMOHAN MOTORS (A601-A6-03), NEAR  
SUKHPURA CHOWK, DELHI BYEPASS ROAD,  
ROHTAK - 124001  
PH :9992200385.

**SAFFIDON**

473. EAKANSH MOTORS PVT. LTD. (U802-JU-05),  
NEAR BRSK SCHOOL, OPPOSITE RELIANCE  
PETROL PUMP, PANIPAT ROAD, SAFFIDON,  
DISTRICT- JIND - 126112  
PH :8996155345.

**SALAHAWAS**

474. SIDHI VINAYAK VEHICLES PRIVATE LIMITED  
(BEQ1-BEQ-01), KHATA NO. 550, KHASRA NO.  
62/17/2(4-4) 18/2(4-9) 19/1/1(3-1), JHAJJAR-KOSLI  
ROAD (VIA MATANHEL), NEAR BDPO OFFICE  
VPO & TEHSIL - SALAHAWAS, DISTRICT -  
JHAJJAR, HARYANA, - 124146  
PH :9467165111.

**SAMALKHA**

475. HARISONS AUTOMOBILES (D301-LY-02),  
INDUSTRIAL AREA, GT ROAD, SAMALKHA,  
DISTT. PANIPAT, HARYANA - 132101  
PH :8607000122.

**SAMPLA**

476. JAGMOHAN MOTORS PVT. LTD. (NY01-NY-01),  
NEAR VASUNDRA CAFÉ, DELHI ROHTAK ROAD,  
SAMPLA, DISTT. ROHTAK - 124501  
PH :9812000351.

**SHAHABAD**

477. KARNAL MOTORS PVT. LTD. (CCR1-CCR-01),  
KHEWAT NO. 460, KATONI NO. 486, KHASRA  
NO. 170, TEHSIL - SHAHABAD, DIST.-  
KURUKSHETRA. - 136135  
PH :9996206000.

**SIRSA**

478. SHAKTI MOTORS PVT.LTD. (E401-E4-01),  
DABBALI RD., SIRSA, HARYANA - 125055  
PH :01666-30168.

**SOHNA**

479. PASCO AUTOMOBILES (9506-KZ-03), DAMDAMA  
MORE, GURGAON -SOHNA ROAD, SOHNA,  
HARYANA, - 122103  
PH :0124-4952001.

**SONEPAT**

480. JAGMOHAN AUTOMOTIVES PVT. LTD.  
(J502-J5-02), GAYATRI GARDEN, MURTHAL  
ROAD, SONEPAT (HARYANA) - 131001  
PH :9812615000.

**SONIPAT**

481. JAGMOHAN AUTOMOTIVES PVT. LTD.  
(J502-J5-01), BAHALGARH-DELHI ROAD, OPP.  
POWER HOUSE, SONIPAT - 131001  
PH :01264-230114, 236106-07.

**TAURU**

482. PASCO AUTOMOBILES (BIV1-BIV-01), KILA NO.  
34/1/2, REWARI ROAD, TAURU, DIST.-MEWAT,  
HARYANA. - 122015  
PH :8683000902, 9873001497.

**TOHANA**

483. SHAKTI MOTORS PVT.LTD. (XP01-XP-01), NEAR  
GREEN VALLEY PUBLIC SCHOOL, RATIA ROAD,  
TOHANA - 125120  
PH :01692-220099,220199.

**TOSHAM**

484. JAGMOHAN MOTORS LTD. (0Y01-0Y-01),  
BHIWANI ROAD, TEH. TOSHAM, DIST. BHIWANI.  
- 127040  
PH :8059900566.

**YAMUNANAGAR**

485. PANDIT AUTOMOBILES PVT.LTD. (D201-D2-01),  
GOVINDPURI ROAD, JAGADRI, YAMUNANAGAR  
- 135001  
PH :01732-30099.  
486. PANDIT AUTOMOBILES PVT.LTD. (D201-D2-03),  
PLOT NO.E-8, INDUSTRIAL AREA, ITI ROAD,  
YAMUNA NAGAR (HARYANA) - 135001  
PH :9996426004.

**HIMACHAL PRADESH**

**BADDI**

487. GOYAL MOTORS PVT. LTD. (7D01-CIF-04),  
KHATA/KHATAUNI NO. 26/26, KHASRA NO.  
93/56/32 AND 94/56/32, KITAS 2, REVENUE  
MAUZA - CHAK JANGI, HADBAST NO. 203,  
TEHSIL - BADDI, DISTRICT - SOLAN, HIMACHAL  
PRADESH. - 173205  
PH :9418076972.

**BAIJNATH**

488. KANGRA VEHICLEADES (BBC1-BBC-01), TASHI  
JONG, PAPROLA-BAIJNATH, NH-20, KANGRA  
-MANDI ROAD, TEHSIL BAIJNATH, DISTT.  
KANGRA - 176115  
PH :01892-251379.

**BANIKHET**

**DEALER WORKSHOP (AS ON 01.01.2018 )**

489. PATHANKOT VEHICLEADES PVT. LTD.  
(BWN1-BWN-01), KHASRA NO.709, KHATA  
KHATOONI NO.23, BANI KHET, THE-DALHOUSIE,  
DISTT. CHAMBA - 176303  
PH :01899-254186, 232036, 9418048803.

**BILASPUR**

490. COMPETENT AUTOMOBILES CO. LTD.  
(6Y01-6Y-01), KHEWAT NO. 8/8 KHATAUNI,  
KHASRA NO. 137/30, 31, MAUZA KOTHI,  
PARGANA 9, P. O. – CHANDPUR, TEHSIL –  
SADAR, DIST.- BILASPUR, HIMACHAL  
PRADESH. - 174001  
PH :7807166832, 7807800330 / 7807800440.

**CHAMBA**

491. KANGRA VEHICLEADES (D902-JF-03), MOHALLA  
SULTANPUR, BALU BRIDGE, CHAMBA - 176310  
PH :01899222086 ,  
9418059252.  
492. KANGRA VEHICLEADES PVT. LTD. (D902-JF-05),  
KHASRA NO. 88/96, 1 & KHASRA NO.628/276,  
VILLAGE & PO SAROO, THE. & DISTT. CHAMBA,  
HIMACHAL PRADESH. - 176310  
PH :9988717437.

**DEHRA**

493. KANGRA VEHICLEADES (D902-HT-02), VILLAGE  
& P.O. SUNHET, TEHSIL DEHRA, DIST. KANGRA  
- 177101  
PH :01970-234477.

**GAGGAL**

494. KANGRA VEHICLEADES (BBV1-BBV-01),  
NATIONAL HIGHWAY -20 ,ZAMANABAD ROAD,  
ICHHI, GAGGAL, DISTT. KANGRA , HIMACHAL  
PRADESH - 176209  
PH :9857645440.

**HAMIRPUR**

495. COMPETENT AUTOMOBILES CO LTD  
(W901-W9-01), VILLAGE TIKKAR, P.O DIDWIN  
TEHSIL INDORA, DISTT. KANGRA - 177401  
PH :01972-256281-84.

**INDORA**

496. PATHANKOT VEHICLEADES PVT. LTD.  
(BHE1-BHE-01), VILLAGE CHANDOR, PO &  
TEHSIL INDORA, DISTT. KANGRA, PIN-176401,  
HIMACHAL PRADESH - 176401  
PH :9418008627.

**JAISINGHPUR**

497. KANGRA VEHICLEADES (BVA1-BVA-01), HARS  
PATTAN ROAD, OPP. SABJI MANDI, TEHSIL –  
JAISINGHPUR, DIST. – KANGRA, HIMACHAL  
PRADESH. - 176095  
PH :9418477756.

**JOGINDER NAGAR**

498. COMPETENT AUTOMOBILES CO. LTD.  
(BBO1-BBO-01), VILL. DHELU PO DOHAG,  
JOGINDER NAGAR (H.P.) - 175015  
PH :9418263465.

**KULLU**

499. COMPETENT AUTOMOBILES (2Q01-2Q-01),  
OPPOSITE S.S.B. TRAINING CENTRE, SHAMSHI,  
KULLU - 175126  
PH :1902-260665, 9625797817.

**KUNIHAR**

500. GOYAL MOTORS PVT. LTD. (BBX1-BBX-01),  
KHATA NO. – 77, VILLAGE KOTHI, P.O.  
KUNNIHAR, TEHSIL – ARKI, DISTRICT –  
SOLAN, HIMACHAL PRADESH - 173207  
PH :9818138772.

**MANALI**

501. COMPETENT AUTOMOBILES CO. LTD.  
(BKU1-BKU-01), VILL. CHOURI VIHAR (AALU  
GROUND), P.O. & THE SIL- MANALI, DIST.  
KULLU, (H.P.) - 175131  
PH :9418387465.

**MANDI**

502. COMPETENT AUTOMOBILES CO. LTD.  
(B301-B3-01), GUTKAR INDUSTRIAL AREA,  
DELHI MANDI ROAD, N.H.21 GUTKAR, MANDI -  
124501  
PH :01905-23865.

**NADAUN**

503. COMPETENT AUTOMOBILES CO. LTD.  
(BXA1-BXA-01), VILLAGE JALAN, KHASRA  
NO.183, PO & TEHSIL NADAUN, DISTT.  
HAMIRPUR, HIMACHAL PRADESH - 177041  
PH :01972-232865.

**NAGROTA**

504. KANGRA VEHICLEADES (D902-D9-01), MALAN,  
NAGROTA - BAGWAN, KANGRA, H.P. - 176047  
PH :01892-251379, 251387.

**NAGROTA BAGWAN**

505. KANGRA VEHICLEADES PVT. LTD. (D902-D9-06),  
JHIKLI AMBARI, MOUZA AMBARI, MALAN,  
NAGROTA BAGWAN, TEHSIL & DISTT. KANGRA,  
HIMACHAL PRADESH - 176047  
PH :01892-251379, 251387.

**NAGROTA SURIAN**

506. KANGRA VEHICLEADES (BGH1-BGI-01), KHEWAT  
NO. 115, KHATAUNI NO. 127, KHASRA NO. 2037,  
MAHAL BASSA, SUB TEHSIL – NAGROTA  
SURIAN, DISTRICT – KANGRA.  
PH :9418488999.

**NALAGARH**

507. GOYAL MOTORS (IB02-IB-01), NEAR HP PETROL  
PUMP, VILLAGE PEERSTHAN, P.O & TEHSIL  
NALAGARH, DISTT. SOLAN (H.P.) - 174101  
PH :9418069672.

**NURPUR**

508. KANGRA VEHICLEADES (D902-JG-04), VILLAGE  
JACHH, PO JASSUR, TEHSIL NURPUR, DISTT.  
KANGRA - 176201  
PH :01893-226789, 226333.

**PALAMPUR**

509. KANGRA VEHICLEADES (2T01-2T-01), NEAR  
IOCL PUMP, KANGRA MANDI ROAD,  
PALAMPUR, DISTT. KANGRA, HIMACHAL  
PRADESH. - 176061  
PH :1894-236227.

**PAONTA SAHIB**

510. GOYAL MOTORS PVT. LTD. (A901-8G-02), OPP  
BIBUJEET KAUR SENIOR SECONDARY SCHOOL,  
SHAMSHERPUR , NH-72, PAONTA SAHIB -  
173025  
PH :9418061728.

**RAJGARH**

511. GOYAL MOTORS PVT. LTD. (BJX1-BJX-01),  
KHATA NO. 517/505, 478/3, KHASRA NO. – 38/98  
VILLAGE NERI RATAULI, P.O. RAJGARH TEHSIL  
– RAJGARH, DISTRICT – SIRMAUR , HIMACHAL  
PRADESH - 173101  
PH :9818138772.

**RAMPUR**

512. GOYAL MOTORS PVT. LTD. (CEZ1-CEZ-01),  
KHASRA NO. 824/825, MINN NO. 155/396,  
163/411, NAGLI, ROHRU ROAD, RAMPUR,  
TEHSIL – RAMPUR, DISTRICT – SHIMLA. -  
172001  
PH :94183245752.

**ROHRU**

513. GOYAL MOTORS (JZ01-JZ-01), CHARGAON  
SHIMLA ROAD, ROHRU, DISTRICT -SHIMLA -  
171207  
PH :9418018472.

**SHIMLA**

514. GOYAL MOTORS PVT. LTD. (A901-A9-01),  
TARADEVI, SHIMLA,(H.P.) - 171010  
PH :0177-231872.

**SOLAN**

515. GOYAL MOTORS PVT. LTD. (7D01-7D-01), DEON  
GHAT, SOLAN - 173211  
PH :01792-220472.

**UNA**

516. COMPETENT AUTOMOBILES (QD01-QD-01),  
VILLAGE RAINSARY,P.O JHALERA,TEHSIL &  
DISTRICT-UNA - 174303  
PH :1972-256281-84.

**JAMMU & KASHMIR**

**AKHNOOR**

517. JAMMU MOTORS (2X02-2X-01), MAIN ROAD  
DASKAL, TEHSIL – AKHNOOR, DISTRICT -  
JAMMU - 181201  
PH :1924-252021, 9419109162.

**ANANTNAG**

518. PEAKS AUTO PVT. LTD. (2Y01-2Y-01), NH-1A,  
MOUZA UROONHALL, THE & DISTT. ANANTNAG  
- 228165  
PH :1932-228165.

**BANDIPORA**

519. JAMKASH VEHICLEADES (KASHMIR) PVT. LTD.  
(1205-OA-04), AJAR BANDIPORA , J&K - 193502  
PH :01957-225185.

**BARAMULA**

520. JAMKASH VEHICLEADS(KASHMIR)PVT. LTD.  
(8C01-8C-01), VILLAGE SANGRAMA,WAGAROO,  
BARAMULA - 193101  
PH :0194-2138951.

**DODA**

521. J & K VEHICLEADES PVT. LTD (2Z02-2Z-01),  
MINTO CAR CARE, AKHYARABAD, MAIN ROAD,  
DODA CITY, DODA (J&K) - 182202  
PH :01996233146.

**GANDERBAL**

522. JAMKASH VEHICLEADES (KASHMIR) PVT. LTD.  
(ZA01-ZA-01), MALSHAIIE BAGH, GANDERBAL  
(J&K) - 191201  
PH :0194-2416156.

**HANDWARA**

523. JAMKASH VEHICLEADES (KASHMIR) PVT. LTD.  
(BYA1-BYA-01), KHEWAT NO-31, KHATTA  
NO-298, SURVEY NO- 3764/1816, MOZA  
BRARIPORA, TEH- HANDWARA, DIST-  
KUPWARA, J&K - 193221  
PH :01955-262322, 9419074012.

**JAMMU**

524. JAMKASH VEHICLEADES PVT LTD (3306-33-01),  
NH-1A, BYE PASS, OPP CHANNI HIMMAT,  
JAMMU - 180015  
PH :0191-466681, 464304, 308.  
525. JAMKASH VEHICLEADES PVT LTD (3306-33-02),  
NEAR GENERAL BUS STAND, OPP. PHE  
OFFICE, B.C. ROAD, JAMMU - 180001  
PH :0191-2576235, 2543935, 2520323.

**DEALER WORKSHOP (AS ON 01.01.2018 )**

526. JAMKASH VEHICLEADES PVT LTD (3306-33-04), SUNJWAN, DISTT. JAMMU - 180011  
PH :0191-2468504.
527. PEAKS AUTO JAMMU PVT. LTD. (3312-33-01), GANGYAL INDUSTRIAL AREA, BEHIND COCA COLA FACTORY, JAMMU - 180010  
PH :0191-2484813.
528. JAMMU MOTORS PVT. LTD (3308-33-01), 6, AKHNOOR ROAD, JAMMU. - 180001  
PH :0191-2504746, 2552977, 2505183.
529. JAMMU MOTORS PVT. LTD (3308-33-02), PLOT NO.2, RAJPURA CHUNGI OPP AG OFFICE, AKHNOOR ROAD, JAMMU - 180002  
PH :0191-2504746, 2552977, 2505183.
530. PEAKS AUTO JAMMU PVT. LTD. (3312-33-02), KHASRA NO.425 & 426, KHATA NO.425 & 426, TOPE SHRKHANIAN (BACKSIDE OF BEST PRICE), AKNOOR ROAD, JAMMU. - 180001  
PH :0191-2484813, 9596620057.

**KATHUA**

531. JAMMU MOTORS PVT. LTD. (3802-3B-01), WARD NO.13, CHAK PARTAP SINGH HATLI MORH, NH-1-A, KATHUA TEHSIL KATHUA - 184101  
PH :7837613036.

**KULGAM**

532. PEAKS AUTO PVT. LTD. (0Y01-0Y-01), NEAR GRID STATION,MAIN ROAD, KULGAM - 191202  
PH :1931-260030.

**KUPWARA**

533. JAMKASH VEHICLEADS(KASHMIR)PVT. LTD. (1205-AX-03), JAMKASH VEHICLEADES, NEAR GM FILLING STATION, DC OFFICE ROAD KUPWARA - 193223  
PH :01955-253322.

**LEH**

534. DRUK AUTOZONE (9S01-9S-01), AIRPORT ROAD, LEH (LADAKH), DISTT. LADAKH, LEH - 194101  
PH :01982-250005.

**POONCH**

535. JAMKASH VEHICLEADES PVT LTD (AAW1-AAW-01), VILLAGE KUNUYIAN, TEHSIL HAVELI POONCH, JAMMU & KASHMIR. - 185121  
PH :1965-222972.

**PULWAMA**

536. PEAKS AUTO PVT. LTD. (1204-MU-03), MUGHAL ROAD, GUNGOO, PULWAMA - 192301  
PH :01933-240226.

**RAJOURI**

537. JAMKASH VEHICLEADES PVT LTD (3306-KS-06), KALAKOTE ROAD, VILLAGE BADOL, RAJOURI - 185131  
PH :01962-264973.

**RS PURA**

538. JAMKASH VEHICLEADES PVT LTD (3306-JN-03), GAGAIN MORTH, R S PURA, JAMMU. - 181102  
PH :01923-251951.

**SHOPIAN**

539. PEAKS AUTO PVT. LTD. (AAA1-AAA-01), AGLAR SOFANAMAN, SHOPIAN - 192303  
PH :0194-24666067.

**SIDHRA**

540. JAMKASH VEHICLEADES PVT LTD (CDL1-CDL-01), KHASRA NO.80 & KHATA NO.100, VILLAGE SIDHRA, NH1A, NEAR BHARAT PETROLEUM PETROL PUMP, TEH. & DISTT. JAMMU - 180019  
PH :0191-2662024, 2662025, 2576235.

**SRINAGAR**

541. HIGHLAND AUTOMOBILES PVT.LTD (1202-12-01), SONWAR, SRINAGAR - 190001  
PH :0194-452579, 479928.
542. JAMKASH VEHICLEADS(KASHMIR)PVT. LTD. (1205-12-01), HYDERPURA BY PASS CROSSING, SRINAGAR - 190015  
PH :0194-2435576.
543. PEAKS AUTO PVT. LTD. (1204-12-01), BYE PASS ROAD, NH - 1A, NEAR HOTAL SILVER STAR, SRINAGAR - 191101  
PH :0194-2130281.
544. JAMKASH VEHICLEADS(KASHMIR)PVT. LTD. (1205-12-05), NARBAL CROSSING, NH-1A, SRINAGAR, JAMMU & KASHMIR - 190017  
PH :01951-260308, 260309, 9419003372.

**SUNDERBANI**

545. PEAKS AUTO JAMMU PVT. LTD (AAM3-AAM-01), MOUZA THANDA PANI, TEH. SUNDERBANI - 185153  
PH :1960-233119.

**SURANKOTE**

546. PEAKS AUTO JAMMU PVT. LTD. (TY03-TY-01), NEAR KNJET KING FILLING STATION, BHARAT PETROLEUM, POONCH MUGHAL ROAD, SURANKOTE, DISTT: POONCH - 185101  
PH :9018331442.

**UDHAMPUR**

547. J & K VEHICLEADES PVT. LTD. (D801-D8-01), NATIONAL HIGHWAY 1A, NEAR DAK BANGLOW, UDHAMPUR - 182101  
PH :01992-76266.

**JHARKHAND**

**BAGODAR**

548. RELIABLE INDUSTRIES PVT. LTD. (BHA1-BHA-01), SONTURPI, GT ROAD, GAIDA, BAGODAR, GIRIDIH, JHARKHAND. - 825322  
PH :9835830202.

**BOKARO**

549. HINDUSTAN AUTO AGENCY (B501-B5-02), R1, CITY CENTRE, SECTOR-4, BOKARO STEEL CITY, BOKARO - 827004  
PH :06542-233690/ 9263631315.
550. HINDUSTAN AUTO AGENCY (B501-B5-03), M2, SECTOR-4, CITRY CENTRE, BOKARO STEEL CITY (JHARKHAND) - 827004  
PH :9204796107.

**CHAIBASA**

551. PEBCO MOTORS (BOY1-BOY-01), KOLHAN TIMBER MERCHANT, NEAR RAILWAY CROSSING, TATA ROAD, CHAIBASA, DISTRICT – WEST SINGHDHUM, JHARKHAND.  
PH :9386369716.

**CHIRKUNDA**

552. RELIABLE INDUSTRIES (–), PLOT NO. 109-110, KHAITAN NO. 12, MOUZA NO. 251, P.S. – CHIRKUNDA, DISTRICT – DHANBAD, JHARKHAND. - 828202  
PH :9835830202.

**DALTONGANJ**

553. PREMSONS MOTORS UDYOG PVT LTD (5103-MP-02), KACEHRI ROAD, DALTONGANJ, PALAMU - 822101  
PH : 9386768344.

**DEOGHAR**

554. RELIABLE INDUSTRIES (5202-KR-03), SHAHEED ASHRAM ROAD, JHAUNSAGARHI, DEOGHAR, - 814112  
PH :9431125332.

**DHANBAD**

555. RELIABLE INDUSTRIES (5202-52-01), KATRAS ROAD, DHANBAD, JHARKHAND. - 826001  
PH :0326-301507, 301508,9431125332.
556. RELIABLE INDUSTRIES (5202-52-02), BEHIND PRABHAT KHABAR, AT: KOLAKUSMA, P.O K.G. ASHRAM, SARAIIDHELA , DHANBAD - 828127  
PH :8986749072.
557. RELIABLE INDUSTRIES (5202-52-06), SUGIAIDIH, HIRAK ROAD, SARAIIDHELA, DHANBAD, JHARKHAND. - 828127  
PH :9835830202.

**DUMKA**

558. RELIABLE INDUSTRIES (L701-L7-01), OPP DUDHANI PETROL PUMP, DEOGHAR-PAKUR ROAD,DUMKA ( JHARKHAND) - 814101  
PH :9708555924.

**GARHWA**

559. PREMSONS MOTOR UDYOG PVT. LTD. (VX01-VX-01), KHATA NO. 4, KHESTRA NO. 108, 109, THANA NO. 342, PIPRAKALA, GARHWA, JHARKHAND.  
PH :9085524040.

**GHATSHILA**

560. PEBCO MOTORS LTD. (AIA1-AIA-01), PLOT NO. 68, KHASRA NO.128, MAUZA PAORA, NH-33, NEAR FULL-DUNGRI CHOWK,GHATSHILA, EAST SINGHBHUM (JHARKHAND) - 832303  
PH :9308433388.

**GIRIDIH**

561. RELIABLE INDUSTRIES (5202-3D-04), MOHANPUR, PACHAMBA ROAD, GIRIDIH. - 815301  
PH :06532-222969/ 9934205123.

**GODDA**

562. RELIABLE INDUSTRIES (5202-EJ-05), ASANBANI CHOWK, MAIN ROAD, GODDA. - 814133  
PH :9431121479.

**GUMLA**

563. PREMSONS MOTOR UDYOG PVT. LTD. (5103-20-04), VANASTHALI COMPLEX PUGUCHAMPA NAGAR,NH-23,SISAI ROAD,GUMLA - 835207  
PH :06524-221117.

**HAZARIBAGH**

564. HINDUSTAN AUTO AGENCY (Y901-Y9-01), NEAR SBI MAIN BRANCH, MAIN ROAD, HAZARIBAGH. - 825301  
PH :9263631324.
565. HINDUSTAN AUTO AGENCY (Y901-Y9-02), PLOT NO. 233 AND 234, MORANGI, THANA - MUFFASSIL NO. 257, HAZARIBAGH, JHARKHAND. - 825301  
PH :9263631327, 9031098015.

**JAMSHEDPUR**

566. MOTOR WORLD (3102-31-01), N.H-33, NEAR PARDIH CHOWK, MANGO, JAMSHEDPUR - 831012  
PH :0657-2360346, 2360347.
567. PEBCO MOTORS LTD. (3101-31-01), MEDIUM SECTOR, INDUSTRIAL AREA, ADITYAPUR, JAMSHEDPUR - 831001  
PH :0657-409106, 107.
568. PEBCO MOTORS LTD. (3101-31-02), 16 BALICHALA, CONTRACTORS & GODOWN AREA, SONARI, JAMSHEDPUR - 831011  
PH :9308433388.

**JAMTARA**



**DEALER WORKSHOP (AS ON 01.01.2018 )**

569. RELIABLE INDUSTRIES (BOX1-BOX-01), PLOT NO. 483, PARWAT BIHAR, DUMKA ROAD, JAMTARA, JHARKHAND. - 815351  
PH :9835814404.

**KHELARI**

570. SUDHA BUSINESSS ENTERPRISES PVT. LTD. (CFO1-CFO-01), PLOT 113, MOUZA- BUKBUKA, BESIDE PAHADI MANDIR, KHELARI, RANCHI - 829205  
PH :0651-6458222, 9534199997.

**KODARMA**

571. HINDUSTAN AUTO AGENCY (VR01-VR-01), AT LALMAN DIGTHJ, BESIDE KRISHNA SURYA COLD STORAGE, JHUMRI TILAIYA, P.S. TILAIYA, DISTRICT – KODERMA, JHARKHAND. PH :7004286238.

**RAMGARH**

572. HINDUSTAN AUTO AGENCY (AV01-AV-01), MARAR, RANCHI ROAD (NH-33), RAMGARH - 829122  
PH :9263631320.

**RANCHI**

573. PREMSONS MOTORS UDYOG PVT LTD (5103-51-01), 502, KANKE ROAD, RANCHI. - 834008  
PH :0651-2231886, 9304807349.  
574. PREMSONS MOTOR UDYOG PVT. LTD. (5103-51-03), 10/P, NAMKUM INDUSTRIAL ESTATE,BEHIND HIGH TENSION INSULATOR FACTORY, LOWER CHUTIA, RANCHI - 834010  
PH :0651-3210400, 3190400/9304807354.  
575. PREMSONS MOTOR UDYOG PVT. LTD. (5103-51-05), PLOT NO.31 & 134, JOHNSON MORH, TUPUDANA INDUSTRIAL AREA, TUPUDANA, RANCHI - 834003  
PH :0651-6560180.  
576. SUDHA BUSINESS ENTERPRISES PVT. LTD. (5107-51-02), PLOT NO. 74, OPPOSITE OTC GROUND, HEHAL, RATU ROAD, RANCHI, JHARKHAND - 834005  
PH :9534199997.  
577. SUDHA BUSINESS ENTERPRISES PVT. LTD. (5107-51-03), PLOT NO. 39, NEAR BOOTY MORE, RANCHI-RAMGARH ROAD, RANCHI. - 835217  
PH :9534199997.

**KARAIKAL**

**KARAIKAL**

578. SHENBAKA CARS PVT. LTD. (CCF1-CCF-01), R. S. NO. 173/3PT, T. S. NO. 9/5, WARD, L-BLOCK, NO. 3, KARAIKAL NAGORE MAIN ROAD, VILLAGE - ODUTHURAI REVENUE, NERAVY COMMUNE, KARAIKAL MUNICIPALITY, KARAIKAL. - 609602  
PH :4368-227800/1/2.

**KARNATAKA**

**ANEKAL**

579. PRATHAM MOTORS (0205-FA-04), SY#45/3, KAVAL HOSAHALLI, KASABA HOBLI, ANEKAL TALLUK - 562106  
PH :9343222764.

**ANKOLA**

580. BHARATH AUTO CARS PVT LTD (FC02-FC-01), NEAR NARAYANA TEMPLE KAKKAR MUTTA, BELEGULI CROSS, ANKOLA, UK DISTRICT - 581314  
PH :08388-231330.

**ATHANI**

581. SHANTESHA MOTORS (BWA1-BWA-01), RS NO. 605, SHIVAYOGI NAGAR, BIJAPUR ROAD, ATHANI, DIST. - BELGAUM. - 591304  
PH :8884472587, 9538715071.

**ATHRADI**

582. ABHARAN MOTORS (G601-UK-04), HERABETTU ROAD ATHARDI UDUPI - 576107  
PH :0820-6452061/2/3/4.

**ATTIBELE**

583. SURAKSHAA CAR CARE PVT. LTD. (BMM1-BMM-01), SURVEY NO.22/7/8, SARJAPUR MAIN ROAD, INDIABELE VILLAGE, OPP. TO GOLDEN LIBERTY, ATTIBELE P.O., BANGALORE. - 562107  
PH :9449865665.

**BAGALKOT**

584. VIJAY MOTOWINGS (ZL01-ZL-01), 180/4-2,BELGUM RAICHUR ROAD,NEAR APMC MARKET YARD, BAGALKOT - 587103  
PH :08354-2001193/94.

**BANGALORE**

585. BIMAL AUTO AGENCY INDIA PVT. LTD. (0216-02-01), 60/2, MAHADEVPURA, WHITE FIELD ROAD, BANGALORE - 560048  
PH :080-30583361/2/3.  
586. BIMAL AUTO AGENCY INDIA PVT. LTD. (0216-02-02), NO. 69/2, SARAKKI, KANAKAPURA ROAD, BANGALORE - 560078  
PH :080-30482295/6/3/1.  
587. BIMAL AUTO AGENCY INDIA PVT. LTD. (0216-02-03), NO.7/1, KALANAAGRAHARA VILLAGE, MOUNT ST. JOSEPH TRAINING COLLEGE FOR JESUITS COMPOUND, IIMB POST, BANNERGHATTA RD. , BANGALORE - 560076  
PH :080-30280511/12.

588. BIMAL AUTO AGENCY INDIA PVT. LTD. (0216-02-04), 6TH CROSS, OFF OLD AIRPORT ROAD, HAL 2ND STAGE POST, BANGALORE - 560038  
PH :080-30584638/41/42, 9845026252.

589. BIMAL AUTO AGENCY INDIA PVT. LTD. (0218-02-01), NO. - 60/3, VENKATALA VILLAGE, YELAHANKA HOBLI, BANGALORE NORTH TALLUK - 560064  
PH :080-30088801-09.

590. GARUDA AUTOCRAFT PVT LTD (0212-02-01), SURVEY NO. 13, 11TH KM., KANAKPURA ROAD, BANGALORE - 560062  
PH :080-26322500/2/3.

591. GARUDA AUTOCRAFT PVT LTD (0212-02-02), 119/1, 11TH CROSS,MALLESHWARAM,BANGALORE, - 560003  
PH :080-23460136/140/142.

592. KALYANI MOTORS (P) LTD (0211-02-01), MYSORE ROAD,PANTHARAPALYA,KENGRI HOBLI,BANGALORE - 583201  
PH :080-28606004/05/06/07.

593. MANDOVI MOTORS PVT LTD (0201-02-01), 24/4, 7TH MAIN,WILSON GARDENS,BANGALORE - 560027  
PH :080-22233763.

594. MANDOVI MOTORS PVT LTD (0201-02-05), NO.2/106 (NEXT TO KASSIA BLDG.),17TH CROSS,MAGADI CHORD ROAD EXTN. VIJAYANAGAR,BANGALORE - 560079  
PH :080-23400685.

595. MANDOVI MOTORS PVT LTD (0201-02-07), 17/A-2&3 IND.SUBURB.IIND STAGE, GORAGUNTEPALAYA, TUMKUR ROAD. YESWANTHPUR, BANGALORE - 560022  
PH :080-23374130.

596. MANDOVI MOTORS PVT LTD (0201-02-08), NO. 70 SARAKKI INDUSTRIAL LAYOUT,J.P NAGAR,3RD PHASE, BANGALORE - 560078  
PH :080-26589945 /26584363.

597. MANDOVI MOTORS PVT LTD (0201-02-0C), NO 1 TO 5, NAVODAYA HBSC, 4TH STAGE, 4TH MAIN, RAJAJINAGAR INDUSTRIAL TOWN, BASAWESHWAR NAGAR - 560044  
PH :080-23158777/23159777.

598. MANDOVI MOTORS PVT LTD (0201-02-0D), 6/8, SHREE GANGA GARDEN, GANGA NILAYA, HENNUR CROSS, KALYANAGAR POST - 560043  
PH :080-25445560/61.

599. PRATHAM MOTORS (0205-02-01), 16, BALLANDUR, SARJAPUR RING ROAD, BANGALORE - 560037  
PH :080-41262929.

600. PRATHAM MOTORS (0205-02-02), STHANIKAM'S ARCADE, OPP. ST THERESA HOSPITAL, DR. RAJ KUMAR ROAD, A BLOCK,RAJAJINAGAR 2 STAGE, BANGALORE - 560010  
PH :080-30141800.

601. PRATHAM MOTORS (0205-02-03), NO. 319 -324 ,QUEENS ROAD CROSS, BANGALORE. - 560001  
PH :080-30741700.

602. RNS MOTORS (7301-02-03), 2275 TUMKUR ROAD, GURGUNTEPALYA, YESHWANTPUR, BANGALORE - 560022  
PH :080-23474354-58.

603. RNS MOTORS (7301-02-04), HOSUR ROAD,BOMMANAHALLI,MADIVALA POST,BANGALORE - 560068  
PH :080-24115901.

604. RNS MOTORS (7301-02-06), TUMKUR ROAD, NH-4, YESHWANTPUR, BANGALORE - 560022  
PH :0836-43479803 15 /14.

605. SAGAR AUTOMOBILES (0203-02-01), 39/2 BANNERGHATTA ROAD,BYRASANDRA,BANGALORE - 560029  
PH :080-30426063/2.

606. SAGAR AUTOMOBILES (0203-02-02), 28/1 KANAKPURA ROAD,BASANAVAGUDI,BANGALORE - 560004  
PH :080-41204666.

607. SURAKSHAA CAR CARE PVT LTD (0280-02-01), 30/3 K AGRAHARA, HOSUR MAIN ROAD, ELECTRONIC CITY, BANGALORE  
PH :080-28522222/3/4.

608. MANDOVI MOTORS PVT LTD (0201-02-0E), SY NO.26,AMBLIPURA VILLAGE,VATHUR HOBLI,BANGALORE,EAST TALUKA. - 560102  
PH :080-25747764/76/62/63/64.

609. MANDOVI MOTORS PVT LTD (0201-02-9B), PLOT NO.-257/1-13, BANNERGHATTA ROAD, N.S. PALYA, BANGALORE - 560078  
PH :080-26681323,26589945.

610. KALYANI MOTORS (KR PURAM) (0213-02-02), SY. NO.:58/1A & 61/22, AVALAHALLI, NH-4, K.R. PURAM, BANGALORE. - 560049  
PH :080-33235000.

611. KALYANI MOTORS PVT. LTD. (0213-02-03), NO.129/4, KUNDALAHALLI VILLAGE, OPP. TO BROOKE FIELD HOSPITAL, BROOKFIELD, BENGALURU. - 574239  
PH :080-40419000.

612. SURAKSHAA CAR CARE PVT. LTD. (0280-02-02), #54/1, BOMMANAHALLI, HOSUR MAIN ROAD, BANGALORE - 560068  
PH :080-25732018.

613. KALYANI MOTORS PVT LTD (0213-02-04), 250/1,BILEKAHALLI, BANNERGHATTA ROAD, BENGALURUE - 560076  
PH :080-803041911.

**DEALER WORKSHOP (AS ON 01.01.2018 )**

614. SURAKSHAA CAR CARE PVT. LTD. (0280-02-03), NO.84, POTHALAPPA GARDEN, LASHKAR BUILDING, HOSUR ROAD, ADUGODI, BANGALORE. - 560030  
PH :08153-290299.
615. BIMAL AUTO AGENCY (0218-02-04), PLOT NO.37/38, 2ND STAGE, PEENYA INDUSTRIAL AREA, BANGALORE - 560058  
PH :9945237213.
616. RNS MOTORS (7301-02-0G), 106/7, BELLARY ROAD, NEAR IOC PETROL BUNK, AMRUTHAALLI, NEAR HEBBAL FLYOVER, BENGALURU (KARNATAKA) - 560092  
PH :080-23534286.
617. PRATHAM MOTORS (0205-02-05), #58/5 KUDLU VILLAGE, NEXT TO ZEE SCHOOL, SARIJAPUR HOBLI, ANEKAL TALUK, BANGALORE - 560034  
PH :080-30712020.
618. RNS MOTORS LIMITED (7301-02-0H), PLOT NO.129, KIADB INDUSTRIAL AREA, HEBBAGODI VILLAGE, BOMMASANDRA, JIGINI LINK ROAD, BANGALORE - 562158  
PH :080-43110200.
619. GARUDA AUTOCRAFT PVT LTD (0212-02-03), 10/1, HEBBAL, AMANIKERE KASABA HOBLI, YOGESH NAGAR, BANGALORE - 560024  
PH :080-23621332.
620. BIMAL AUTO AGENCY INDIA PVT. LTD. (0286-02-01), #184/185, OPP. FORUM VALUE MALL, WHITE FIELD MAIN ROAD, BANGALORE - 560066  
PH :080-30693089.
621. SURAKSHAA CAR CARE PVT. LTD. (0280-02-04), PLOT NO. 8 & 9, NEXT TO BDA COMPLEX, 4TH BLOCK, 100 FT ROAD, KORAMANGALA, BANGALORE, KARNATAKA - 560034  
PH :080-25529009/10/01.
622. KALYANI MOTORS PVT LTD. (0287-02-01), # 10/5, NAGADEVANHALLI, KENGERI, MYSORE ROAD, BANGALORE, KARNATAKA - 560056  
PH :080-30036333.
623. MANDОВI MOTORS PVT LTD (0201-02-0G), NO. 42/2, CENTRAL STREET, NEXT TO SANGEETH THEATRE, SHIVAJI NAGAR, BANGALORE, KARNATAKA - 560003  
PH :9731407344.
624. BIMAL AUTO AGENCY INDIA PVT. LTD. (0216-02-06), PLOT NO. 82, DODDA BANASWADI MAIN ROAD, BEHIND IOC PETROL PUMP, NEXT TO AIYAPPA TEMPLE, BANASWADI, BANGALORE, KARNATAKA - 560033  
PH :080-41143168.
625. MANDОВI MOTORS PVT LTD (0201-02-0H), BBMP NO.4C, WARD NO.83, JOLLY ESTATE, OLD MADRAS ROAD, NAGAWARAPALYA, BANGALORE - 560093  
PH :080-25341144/77.

626. VARUN MOTORS PVT. LTD. (0292-02-01), HNO. 72/19-6 & HNO. 67/2, YESHWANTPUR INDUSTRIAL SUBURB, WARD NO. 10, RAJAJI NAGAR, BANGALORE. - 560022  
PH :080-23085555, 7337834600.
627. KALYANI MOTORS PVT. LTD. (0213-02-05), PLOT NO. 74/5, HORMAVU MAIN ROAD, NEAR BBMP OFFICE, KR PURAM HOBLI, BANGALORE. - 560043  
PH :9900599946.
628. KATARIA AUTOMOBILES PVT. LTD. (0294-02-01), NO. 5, 15TH CROSS, KOLANDAPPA GARDEN, ANEPALYA, POST - AADUGODI, BANGALORE. - 560030  
PH :7337880450, 9998086020.
629. MANDОВI MOTORS PVT. LTD. (0201-02-0I), KATHA NO.4, SITUATED AT GANAKAL DHAKALE. SRINIVASपुरA, KENGERI HOBLI, UTTARAHALLI, BANGALORE - 560060  
PH :9945235516.
630. VARUN MOTORS PVT. LTD. (0292-02-02), BEARING NO. 27/1 & 27/2, SURVEY NO. 41/3 & 42/7 BAGALAGUNTA, HESSARGHATTA MAIN ROAD, NEAR WIDIA SCHOOL BUS STOP, NAGASANDRA POST, BANGALORE. - 560073  
PH :22160606, 7338286729.
631. MANDОВI MOTORS PVT. LTD. (0201-02-0J), SITE NO. 58/1, J.B. KAVAL, MAJOR SANDEEP UNNIKRISHNAN ROAD, VIDYARANYAPURA, BANGALORE. - 560097  
PH :9945235514.
632. KATARIA AUTOMOBILES PVT. LTD. (0293-02-01), SURVEY NO. 8/3, 10/4, 10/2, VILLAGE - THALAGHATTAPURA, KANAKAPURA MAIN ROAD, NEAR NANDI TOYOTA, UTTARAHALLI HOBLI, TALUK - BENGALURU SOUTH, BANGALORE, KARNATAKA. - 560043  
PH :8884434340.
633. RNS MOTORS LIMITED (7301-02-0J), SY. NO. 11/2 & 12/1, VILLAGE - ARAKERE, BEGUR HOBLI, BANNERGHATTA ROAD, BANGALORE - 560076  
PH :9538965601.

**BANGARPET**

634. SURAKSHA CAR CARE PVT. LTD. (0R04-OR-01), 180/4 OPP. APMC YARD, KOLAR-BANGARPET ROAD, BANGARPET (KARNATAKA) - 563114  
PH :082153-290299.

**BANTWAL**

635. MANDОВI MOTORS PVT LTD (TR01-TR-01), NH-75, PANEMANGALORE, B.C. ROAD, BANTWAL, KARANATAKA - 574231  
PH :080-2410123.

**BELGAUM**

636. SHANTESHA MOTOR (P) LTD (E801-E8-01), MUJAWAR COMPOUND, NEHRU NAGAR,BELGAUM. - 590010  
PH :0831-2473308/4204523/2476162.
637. SHANTESHA MOTOR (P) LTD (E801-E8-03), PLOT NO. 5,AZAMNAGAR,BELGAUM. - 590006  
PH :0831-2470871.
638. SHANTESHA MOTOR (P) LTD (E801-E8-04), PLOT NO. 8, SURVEY NO. 251/51, HAVLOCK ROAD CAMP, BELGAUM - 290010  
PH :0831-2425001/2.

**BELLARY**

639. K P F PVT. LTD (G201-G2-01), P.B. NO. 58,BELLARY HOSPET ROAD,ALLIPURA,BELLARY - 583101  
PH :08392-237666/685.
640. K P F PVT. LTD (G201-G2-03), 1ST CROSS, OPP. WOMAN'S COLLEGE, BESIDE CS MULTI SPECIALITY HOSPITAL, BELLARY. - 583103  
PH :08392-258900.

**BELTHANGADY**

641. BHARATH AUTO CARS PVT LTD (4503-HM-04), MAIN ROAD, BELTHANGADY, BELTHANGADY TALUK DK DISTRICT - 574214  
PH :08256-234130.

**BHATKAL**

642. BHARATH AUTO CARS PVT LTD (CEF1-CEF-01), SURVEY NO. 157/2A, SUSGADI VILLAGE, NH66, BHATKAL, UTTARKANNADA DISTRICT, KARNATAKA. - 581320  
PH :9448979530.

**BIDAR**

643. LAHOTI MOTORS PVT. LTD. (EX01-EX-01), SI 50/51,PRATAP NAGAR, UDGIR ROAD, KIADB INDUSTRIAL AREA, NAUBAD, BIDAR - 585402  
PH :08482-232975.

**BIJAPUR**

644. RNS MOTORS (7301-T7-0I), SURVEY NO.25K/1, CHITRADURGA SHOLAPUR ROAD, VIJAYPURA, BIJAPUR DISTT. KARNATAKA - 586109  
PH :08352-242821.

**BYNDOOR**

645. ABHARAN MOTORS PVT. LTD. (BUH1-BUH-01), 3-256 & 3-257, SOUPARNIKA COMPLEX, NH 66, VILLAGE - YEDATHRE, BYNDOOR, KUNDAPUR TALUK, UDUPI DISTT. - 576214  
PH :7899751777.

**CHALLAKERE**

646. SAKETH AUTOMOBILES (CKN1-CKN-01), SITE NO. 9 & 10, SY. NO. 96/1, OPP. SUJIMALLESHWARA NAGAR, BELLARY ROAD, CHALLAKERE. - 577522  
PH :9686550126.

**CHAMRAJ NAGAR**

647. MANDОВI MOTORS PVT. LTD. (0E01-0E-01), RAJ KAMAL BUILDING, SATHYAMANGALA ROAD, KUVEMPU EXTENSION, CHAMRAJNAGAR (KARNATAKA) - 571313  
PH :08226-222857/858.

**CHANNAGIRI**

648. SHRUTI MOTORS (BUQ1-BUQ-01), SURVEY NO.5, MACHANAYAKANAHALLI, OPP. FIRE STATION, CHITRADURGA ROAD, N.H.13, CHANNAGIRI DISTT. DAVANGERE - 577213  
PH :7899934143.

**CHANNAPATNA**

649. KALYANI MOTORS PVT LTD (BSX1-BSX-01), PROPERTY NO.58, MALUR GRAMA, MALLUR HOBLI, CHANNAPATNA TALUKA RAMANAGARA DISTRICT - 562160  
PH :080-28078999.

**CHANNARAYAPATNA**

650. VENKAT MOTORS (HC01-HC-01), PLOT NO. 389, 38/3, 132/1, BESIDES THIRUMALA RICE MILL, MYSORE ROAD, CHANNARAYAPATNA, DISTRICT: HASSAN, KARNATAKA. - 573116  
PH :08172- 256622, 09844377477.

**CHICKBALLAPUR**

651. BIMAL AUTO AGENCY INDIA PVT. LTD. (KJ02-KJ-01), NO. 169/1, AMMANI KANDAVARAKERE VILLAGE, KASABA HOBLI, CHIKBALLAPURA DISTRICT - 562101  
PH :08156-300500/02/1.

**CHIKMANGALORE**

652. SHRUTI MOTORS (B701-3F-02), AIT CIRCLE, KM ROAD, CHIKMANGALUR - 577102  
PH :08262-221183, 221184.

**CHIKODI**

653. SHANTESHA MOTORS (E801-ZB-05), OPP. IOC PUMP, NEAR B.K.COLLEGE, MIRAJ ROAD, CHIKKODI, KARNATAKA - 591201  
PH :08338-273120,272744.

**CHINTAMANI**

654. PRATHAM MOTORS PVT. LTD (0205-BQ-06), SURVEY NO. 33, NEXT TO VIJAYA P U COLLEGE, OPP. GOPASANDRA LAKE, SREENIVASपुरA MAIN ROAD, CHINTAMANI, KARNATAKA - 563125  
PH :7899761301.

**CHITRADURGA**

655. SAKETH AUTOMOBILES (AL01-AL-01), NEAR VEDA COMPLEX, NH-4, M H ROAD, CHITRADURGA - 572130  
PH :08132-221414.

**DAVANGERE**

**DEALER WORKSHOP (AS ON 01.01.2018 )**

656. SHRUTI MOTORS (S101-S1-01), NEAR  
PANCHDEVASTHANA, P. B. ROAD,  
DAVANGERE, KARNATAKA - 577004  
PH :9663377855.

**DEVANAHALLI**

657. BIMAL AUTO AGENCY (WH01-WH-01), SURVEY  
NO.241/114/6, 11TH WARD, BB ROAD,  
DEVANAHALLI, BANGALORE DISTT: - 562110  
PH :080-27681778.

**DHARWAD**

658. REVANKAR MOTORS PVT. LTD. (BIX1-BIX-01),  
SURVEY NO.1, PLOT NO. 10, OLD PB ROAD,  
OPP. KVG BANK, SAYDAPUR VILLAGE,  
DHARWAD, KARNATAKA - 580001  
PH :0836-2444666.

**DODDABALLAPUR**

659. PRATHAM MOTORS PVT. LTD. (BUA1-BUA-01),  
PLOT NO. 50, OBADENAHALLI INDUSTRIAL  
AREA, DODDABALLAPUR 3RD PHASE, SY. NO.  
107, AREHALLI GUDDADAHALLI, KASABA HOBLI  
TALUK - DODDABALLAPUR, DISTRICT -  
BENGALURU RURAL.  
PH :9108142626.

**GADAG**

660. RNS MOTORS (7301-RK-0E), PLOT NO. 64,  
DIAGONALLY OPP. REGIONAL TRANSPORT  
OFFICE, HUBLI GADAG MAIN ROAD, GADAG -  
582103  
PH :08372-230072,230076.

**GANGAWATHI**

661. MUNEER CARS (N701-KA-03), JAGANMATHA  
COMPLEX,RAICHUR ROAD,GANGAVATI, -  
583227  
PH :08533-270055.

**GAURIBIDANUR**

662. MANDОВI MOTORS PVT LTD (BUY1-BUY-01),  
NO.592/522, E DIVISION, OPP. PUSHSPANJALI  
TALKIES, B.H. ROAD, GAURIBIDANUR TOWN,  
DISTT. CHIKBALLAPUR - 561210  
PH :9945235531.

**GOKAK**

663. SHANTESHA MOTORS PVT LTD (IR01-IR-01), RS  
NO.106/3D/2A, APMC ROAD, GOKAK, BELGAUM  
DISTT. - 591307  
PH :08332-226006.

**GONIKOPPAL**

664. MANDОВI MOTORS PVT LTD (2501-U3-07),  
KAIKERY VILLAGE,GONIKOPPAL,, - 571213  
PH :08274-279801.

**GULBARGA**

665. LAHOTI MOTORS (E902-E9-01), LAHOTI  
GARDENS,NEAR KMF, HUMNABAD  
ROAD,GULBARGA - 585104  
PH :08472-258142.

**GUNDLUPET**

666. FRIENDLY MOTORS (INDIA) PVT. LTD.  
(BPU1-BPU-01), ASSESSMENT NO. 2491/S. NO.  
51/1, 2, 3, N.S. 11 AND ASSESSMENT NO.  
2494/S. NO. 51/ N.S. 11, MYSORE-OOTY ROAD,  
GUNDLUPET. - 571111  
PH :9741785588.

**HAGARIBOMMANAHALLI**

667. MUNEER CARS ( A UNIT OF MUNEER  
ENTERPRISES PVT. LTD.) (BUX1-BUX-01), SITE  
NO.112A/2 & 112A/3, BLOCK NO.2, WARD NO.3,  
HAGARIBOMMANAHALLI PANCHAYAT, BELLARY  
DISTRICT. - 583212  
PH :08394-266227.

**HASSAN**

668. VENKAT MOTORS (C802-C8-01), NO. 326,  
HASSAN GROWTH CENTRE, H.N. PURA ROAD,  
HASSAN - 573201  
PH :08172-243405/404.

**HAVERI**

669. REVANKAR MOTORS PVT LTD (BBM1-BBM-01),  
NEAR TMAE SOCIETY CAMPUS,  
IJARILAKAMAPUR, PB ROAD, HAVERI - 581110  
PH :08375-235900.

**HEGGADADEVANA KOTE (H D KOTE)**

670. FRIENDLY MOTORS (INDIA) PVT. LTD.  
(CJC1-CJC-01), SURVEY NO. 5/4, VILLAGE -  
YARAHALLI, KASABA HOBLI, TALUK -  
H.D.KOTE, DISTRICT - MYSORE. - 571125  
PH :0821-4005200.

**HOSKOTE**

671. BIMAL AUTO AGENCY INDIA PVT. LTD.  
(0216-SM-05), NO. 205/108, SITUATED AT  
HOSKOTE TALUK, KASABA HOSKOTE TOWN,  
DISTT. - BANGALORE - 562114  
PH :080-8111398104.

**HOSPET**

672. MUNEER CARS (N701-N7-01), BELLARY  
ROAD,SANKLAPUR,HOSPET , - 583203  
PH :08394-266226.

**HUBLI**

673. RNS MOTORS (7301-73-01), PUNE - BANGALOR  
ROAD, UNKAL, HUBLI - 580025  
PH :0836-2271825/2271239.  
674. RNS MOTORS (7301-73-0F), GOKUL ROAD  
MUREDSESHWAR BHAVAN , HUBLI - 580030  
PH :0836-2236051/52.

675. REVANKAR MOTORS PVT LTD (7303-73-01), CTS  
NO.165/A, WARD NO.III, DESHPANDE NAGAR,  
HUBLI (KARNATAKA) - 580029  
PH :0836-6613332.

**KADABA**

676. MANDОВI MOTORS PVT LTD (BYE1-BYE-01),  
SURVEY NO.-11/20, KALARA, KADABA POST,  
DAKSHIN KANNADA DISTT., KARNATAKA -  
574221  
PH :08251-260351.

**KADUR**

677. SHRUTI MOTORS (BQS1-BQS-01), SHOP NO. 1 &  
2, DAGA COMPLEX, ULUKINAKALLU, NEAR  
PEARLS CLUB, B.H. ROAD, KADUR, DISTRICT -  
CHIKMAGALLUR. - 577548  
PH :7022007621.

**KANAKAPURA**

678. KALYANI MOTORS PVT. LTD. (BXY1-BXY-01),  
SURVEY NO. 447/1B, KASABA HOBLI,  
BUDIGUPPE GRAMA, TALUKA- KANAKAPURA,  
DISTRICT- RAMANAGARA. KARNATAKA. -  
562117  
PH :9900050130.

**KARKALA**

679. ABHARAN MOTORS (G601-HY-03), NH-13,  
MANGALORE KUDREMUKH ROAD, PULKERI,  
KARKALA - 574104  
PH :08258-233055,233085.

**KARWAR**

680. BHARATH AUTO CARS PVT LTD (8J01-8J-01),  
SURVEY NO. 459/2B, 456/2B AND 456/3,  
CHITTAKULA VILLAGE, KARWAR TALUKA,  
UTTARKANNADA DISTRICT, KARNATAKA. -  
581301  
PH :08382-265530.

**KENGERI**

681. KALYANI MOTORS (P) LTD (0211-HP-03), RV  
COLLEGE,KENGERI,BANGALORE,,, - 560059  
PH :080-28607057.

**KOLAR**

682. MANDОВI MOTORS PVT LTD (0201-QU-0F), 67/3  
BANGALORE-CHENNAI HIGHWAY,  
KONDARAJANA HALLI, OPP HOTEL SHANTHI  
SAGAR, KOLAR. - 563101  
PH :8152-210077.

**KOPPAL**

683. KPF PVT LTD (ER01-ER-01), SL. 283/10, NEAR  
MINI VIDHAN SOUDHA, KOPPAL HOSPET ROAD  
NH63, KOPPAL - 583238  
PH :08539-225500.

**KUMTA**

684. BHARATH AUTO CARS PVT LTD (AFA2-AFA-01),  
MALLYA'S COMPOUND, NH-66, ALVEKODI  
KALBAGH VILLAGE, KUMTA (KARNATAKA) -  
581334  
PH :08386-223330.

**KUNDAPUR**

685. ABHARAN MOTORS (G601-CY-02), NH-17,  
THAKKATTE, KUNDAPURA - 272877  
PH :08254-272877.

**KUNIGAL**

686. SAKETH AUTOMOBILES (VQ01-VQ-01), NEAR  
KRS AGRAHARA,BM ROAD, KUNIGAL, TUMKUR  
DISTRICT, KARNATAKA - 572130  
PH :08132-221414.

**KUSHAL NAGAR**

687. MANDОВI MOTORS (VN01-VN-01), SY  
NO:88,MADAPATANA,KUSHAL  
NAGAR,SOMVARPUR,NORTH KODAGU,  
KARNATAKA - 571234  
PH :08276-272365,273365.

**LINGASUGUR**

688. MUNEER CARS ( A UNIT OF MUNEER  
ENTERPRISES PVT. LTD.) (BOQ1-BOQ-01),  
PLOT NO. 11, BASAMMA COMPLEX, RAICHUR  
ROAD, LINGSUGUR, RAICHUR, KARNATAKA -  
584122  
PH :8532-251555.

**MADIKERI**

689. FRIENDLY MOTORS (INDIA) PVT. LTD.  
(2502-QX-02), BASAPPA THEATURE BUILDING,  
DASAWAL ROAD,MADIKERI KODAGU DISTRICT.  
- 571201  
PH :08272-222900, 9741785533,9741785588.

**MANDYA**

690. MANDОВI MOTORS PVT LTD (2501-BD-06),  
1660/A, KALLAHALLI EXTENSION, M.C. ROAD, -  
571401  
PH :08232-230260.

**MANGALORE**

691. BHARATH AUTO CARS PVT LTD (4503-45-01),  
NH-17, KUNTIKAN JUNCTION, DEREBAIL, NEAR  
A.J. HOSPITAL, MANGALORE - 575004  
PH :0824-2223030.  
692. MANDОВI MOTORS PVT LTD (4502-45-01),  
ARVIND BUILDING, BALMATTIA ROAD,  
HAMPANKATTA, MANGALORE - 575001  
PH :0824-2410123, 2410128.  
693. MANDОВI MOTORS PVT LTD (4502-45-03), NO.,  
HASSAN GROWTH CENTRE,ADYAR,N.H.  
-48,MANGALORE - 575007  
PH :0824-2275123.

**DEALER WORKSHOP (AS ON 01.01.2018 )**

694. MANDОВI MOTORS PVT LTD (4502-45-07), BALLAL INDUSTRIAL ESTATE, YAYYADI, MANGALORE,KARNATAKA - 575008  
PH :0824-3194123.
695. BHARATH AUTO CARS PVT LTD (4503-45-06), PLOT NO. 290/1, 291/1, KODIALBAIL VILLAGE, NEXT TO BHARATH BEEDI WORKS PVT. LTD., BUNTS HOSTEL, KADRI ROAD, MANGALORE, KARNATAKA - 575002  
PH :0824-222330.
696. MANDОВI MOTORS PVT LTD (4502-45-08), DOOR NO. 2-63/4, SUIITH BAGH LANE, YEYYADE, MANGALORE, DISTRICT – DAKSHINA KANNADA, KARNATAKA - 575008  
PH :0824-2985123.

**MUDBIDRI**

697. BHARATH AUTO CARS PVT LTD (4503-HN-03), BHARATH BEEDI COMPOUND, NEAR ALVAR'S HOSPITAL, MOODBIDRI - 574227  
PH :08258-238630.

**MULKI**

698. BHARATH AUTO CARS PVT LTD (4503-QV-05), BHARATH BEEDI COMPOUND, NH-17 MULKI - 574154  
PH :0824-2293030.

**MURUDESHWAR**

699. RNS MOTORS (7301-T8-02), NH-17, MANGALORE-BOMBAY ROAD, MURUDESHWAR, KARNATAKA - 581350  
PH :08385-260295/96/97.

**MYSORE**

700. FRIENDLY MOTORS (2502-25-01), MANATHAVADI ROAD, VIDYARANYA PURAM, MYSORE - 570008  
PH :0821-4005200.
701. MANDОВI MOTORS PVT LTD (2501-25-05), NO.182/145/C, BANNUR ROAD, SIDHARTHA NAGAR, MYSORE, KARNATAKA - 570011  
PH :0821-4244417 /4000001.
702. MANDОВI MOTORS PVT LTD (2501-25-08), 217/2,, HUNSUR ROAD, HINKAL POST, MYSORE, KARNATAKA - 570017  
PH :0821-4009900.
703. MANDОВI MOTORS PVT LTD (2501-25-01), NO: 5 K.R.S.ROAD, MYSORE - 570005  
PH :0821-4240000.

**NANJANGUD**

704. FRIENDLY MOTORS (BYK1-BYK-01), 4340/4159/4, HULLAHALLI ROAD, NANJANGUD, DISTRICT – MYSORE, KARNATAKA. - 571301  
PH :8221-297444, 7259255558.

**NELAMANGALA**

705. RNS MOTORS LIMITED (BBH1-BBH-01), NO.167/2, TUMKUR ROAD, KASABA HOBLI, NH4, NELAMANGALA, BANGALORE RURAL DT., BENGALURU, KARNATAKA - 562123  
PH :080-27700245.

**NELYADI**

706. BHARATH AUTO CARS PVT. LTD. (BPF1-BPF-01), SURVEY NO. 97/11P AND SURVEY NO. 97/9, VILLAGE - HOSAMAJALU KAUKRADY, POST - NELYADI, TALUK - PUTTUR, DIST -DAKSHIN KANNADA . - 574229  
PH :9886072730.

**PUTTUR**

707. BHARATH AUTO CARS PVT LTD (4503-CZ-02), NEAR RAIWAY STATION, HARADY, PUTTUR - 517583  
PH :08251-230230.

**RAICHUR**

708. MUNEEER CARS (N701-3K-02), #12-10-64,GOUSHAL ROAD,SIYA TALAB AREA,RAICHUR - 584101  
PH :9449870774.

**RAMANAGARAM**

709. KALYANI MOTORS (P) LTD (0211-JB-02), #K1318/2034C,OPP TO ROTARY HOSPITAL,BM ROAD, RAMNAGARAM - 571511  
PH :080-27275991/2/3/4.

**SAGAR**

710. SHRUTI MOTORS (WF01-WF-01), BESIDE H GANAPATHIYAPPA PETROL BUNK (BP), B H ROAD, NH-206, SAGAR, SHIMOGA DISTT. - 577401  
PH :08183-222123.

**SAKLESHPUR**

711. VENKAT MOTORS (BPW1-BPW-01), SITE NO. 19, 3RD WARD, SARASWATHIPURAM, SAKLESHPUR TOWN, DISTRICT – HASSAN.  
PH :7892809834.

**SARJAPURA**

712. PRATHAM MOTORS PVT. LTD. (BSY1-BSY-01), SURVEY NO. 476/3, SARJAPUR TOWN, TALUKA – ANEKAL, SARJAPUR HOBLI, DISTRICT – BANGALORE URBAN, KARNATAKA. - 562125  
PH :9590009944, 7760962890 / 9880838249.

**SHIMOGA**

713. SHRUTI MOTORS (B701-B7-01), K.NO 599, SHANKARMUTT ROAD, SHIMOGA - 577201  
PH :08182-277976.
714. SHRUTI MOTORS (B701-B7-03), BLOCK L-1, INDUSTRIAL ESTATE, BEHIND HP PETROL BUNK, SAGAR ROAD, SHIMOGA. - 577204  
PH :08182-250177,277976.

715. SHRUTI MOTORS (B701-B7-05), SURVEY NO. 41/3 & 41/4, HONNALI ROAD, SHANTHI NAGAR, SHIMOGA. - 577201  
PH :9845399367.

**SIDDAPUR**

716. BHARATH AUTO CARS PVT. LTD. (BPY1-BPY-01), SURVEY NO. 211, NEAR IOCL PETROL BUNK, JOG ROAD, VILLAGE – HOSUR, TALUK – SIDDAPUR, DISTRICT – UTTARA KANNADA. - 581355  
PH :9448979530.

**SINDHANUR**

717. KPF MOTORS PVT LTD (FX01-FX-01), SURVEY NO. 755/1, DOOR NO. 6-1-216/3 WARD NO. 19, GANGAVATHI ROAD, SINDHANUR, RAICHUR, KARNATAKA - 584128  
PH :08535-221299.

**SIRSI**

718. RNS MOTORS (7301-MQ-0D), K H B COLONY, SIRSI - 581402  
PH :08384-234854.

**SULLIYA**

719. MANDОВI MOTORS PVT LTD (4502-EW-04), ODABAI SULLIA,MANGALORE MYSORE ROAD,KARNATAKA - 574239  
PH :08257-232325 , 232317.

**SURATHKAL**

720. MANDОВI MOTORS PVT LTD (4502-TG-02), KANA ROAD, SURATHKAL - 574158  
PH :0824-4256987/4258899.

**THIRTHAHALLI**

721. SHRUTI MOTORS (BQR1-BQR-01), PLOT NO. 1507/2187, OPP. TO HEGDE PETROL PUMP, AGUMBE ROAD, THIRTHAHALLI – 577 432.  
PH :7625080168.

**THOKOTU**

722. BHARATH AUTO CARS PVT LTD (QW01-QW-01), NH-66, KAPIKAD, ULLAL,THOKOTTU, DAKSHINA KANNADA DISTT. - 575017  
PH :0824-2464630.

**TIPTUR**

723. SAKETH AUTOMOBILES (H101-HV-03), BANDIHALLI INDUSTRIAL ESTATE, N.H.:206, TIPTUR, KARNATAKA - 572201  
PH :08134-253663.

**TUMKUR**

724. SAKETH AUTOMOBILES (H101-H1-01), SIRA ROAD, TUMKUR - 572106  
PH :0816-2256433/66.

**UDUPI**

725. ABHARAN MOTORS (G601-G6-01), N.H. 17, NITTUR, UDUPI - 576103  
PH :0820-6454111/222/333/777.
726. ABHARAN MOTORS PVT. LTD. (G601-G6-05), NO. 305/1C, DOOR NO. 5-51A, RAILWAY STATION ROAD, INDRALI, UDUPI, DISTT. - UDUPI . - 576101  
PH :9845242777.

**UJIRE**

727. BHARATH AUTO CARS PVT LTD (BWT1-BWT-01), SURVEY NO.237-2B1, MANGALORE-CHARMADY ROAD, NEAR INDIAN OIL PETROL PUMP, SAMPIGE NAGAR, UJIRE, BELTHANGADY TALUKA, DISTT. DAKSHINA KANNADA, KARNATAKA. - 574240  
PH :8256-234230, 9986503030.

**UPPINANGADI**

728. MANDОВI MOTORS PVT LTD (4502-NL-05), NR PADMA VIDYA IOC PETROL STATION-34, NEKKILADY, UPPINANGADY - 574241  
PH :08251-252123/128/129.

**VITTAL**

729. MANDОВI MOTORS PVT. LTD. (CCE1-CCE-01), DOOR NO. 1-287 (9), JISHAN COMPLEX, VITTAL TOWN, TALUKA – BANTWAL, DISTRICT – DAKSHIN KANNADA - 574243  
PH :08255-239123.

**KERALA**

**ADOOR**

730. INDUS MOTOR CO. PVT. LTD. (2702-CJ-0A), M. C. ROAD, MITHRAPURAM, ADOOR, PATHANMTHITTA - 689518  
PH :9745998303.
731. AVG MOTORS LTD. (Y501-CJ-02), KOTTAMUKAL, K.P. ROAD, ADOOR PO, PATHANAMTHITTA, KERALA - 691523  
PH :9446355900.

**ALANALLUR**

732. KVR AUTOCARS PVT. LTD. (CIW1-CIW-01), BUILDING NO. 10/1050, CHANDAPPADI, MANNARKAD ROAD, POST – ALANALLUR, TALUKA – MANNARKAD, DISTRICT - PALAKKAD, KERALA. - 678601  
PH :9747020832.

**ALAPPUZA**

733. HERCULES AUTOMOBILES INTERNATIONAL (P) LTD (E501-E5-01), CCSB ROAD, CHUNGAM, ALLEPPY, - 688011  
PH :9847580000.
734. HERCULES AUTOMOBILES INTERNATIONAL (P) LTD (E501-E5-03), PATHIRAPALLY, NH-47, ALAPPUZA - 688521  
PH :9747022412.

**DEALER WORKSHOP (AS ON 01.01.2018 )**

**ALATHUR**

735. BRD CAR WORLD PVT LTD (BRW1-BRW-01), SURVEY NO. 456/8, 455/8, 455/9, ERATTUKKULAM, KATTUSSERY VILLAGE, ALATHUR TALUKA, PALAKKAD DISTRICT, KERALA - 678682  
PH :9745634999.

**ALUVA**

736. BRD CAR WORLD LTD. (A404-CBO-09), RE SURVEY NO.330/7, NH-47, KUNNUPURAM, PO-DESHAM PANCHAYATH, CHENGAMANAD, ALUVA - 683102  
PH :8599094913.

**ANCHAL**

737. SARATHY AUTOCARS (BQT1-BQT-01), SURVEY NO. 371/9, VILLAGE – IDAMULAKKAL, P.O. – ANCHAL, TALUK – PUNALUR, DISTRICT – KOLLAM.  
PH :9526073765.  
738. HERCULES AUTOMOBILES (-), RE SURVEY NO. 581/5, BLOACK NO. 33, VILLAGE – ANCHAL, NEAR ALBILAL DRIVING SCHOOL, KAITHADY JUNCTION, ANCHAL – 691 306.  
PH :907584640.

**ANGAMALY**

739. INDUS MOTOR CO. PVT. LTD. (2702-JW-0F), ANGAMAALY KALADY ROAD, MC ROAD, ANGAMALY - 683572  
PH :9745998434.  
740. POPULAR VEHICLES & SERVICES LTD. (2701-JW-0D), 182-AIRPORT JUNCTION NAGAR,M. C. ROAD,ANGAMALY - 683572  
PH :8086898002.

**ATTINGAL**

741. POPULAR VEHICLES & SERVICES LTD. (1601-SX-07), PALAMKONAM, PERUNKULAM,VIA-ALAMCODE, ATTINGAL - 695102  
PH :8086078788.

**BALARAMAPURAM**

742. POPULAR VEHICLES & SERVICES LTD. (1601-AQA-11), POOVAR ROAD, VAZHIMUKKU, BALARAMAPURAM P.O., TRIVANDRUM DISTRICT - 695501  
PH :0471-8943345922.

**CALICUT**

743. INDUS MOTOR CO. PVT. LTD. (4701-47-01), MARUTI WORKSHOP, PANIKKER ROAD, CALICUT, NADAKKAVE - 673011  
PH :9745998019.

744. INDUS MOTOR CO. PVT. LTD. (4701-47-06), KOYA ROAD JUNCTION, PUTHIYANCADI, POST WEST HILL, CALICUT - 673005  
PH :9745998020.

745. INDUS MOTOR CO. PVT. LTD. (4701-47-08), NEAR STEEL COMPLEX, NALLALAM, CALICUT - 673655  
PH :9745998018.

746. POPULAR VEHICLES & SERVICES LTD. (4702-47-02), BEHIND MIMS, EASWARAMANGALAM ROAD, GOVINDAPURAM P.O., CALICUT - 673016  
PH :8086078650.

747. POPULAR VEHICLES & SERVICES LTD. (4702-47-07), NH-17 BYE PASS,PACHAKKIL, MALAPARAMBU P.O., KOZHICODE, CALICUT - 673009  
PH :8086078651.

748. CARINO MOTORS (CARINO AUTO INFRA PVT. LTD.) (4704-47-01), RE SURVEY NO. 13, BUILDING NO. 5/648, KRISHNARAJUNA BUILDING, AREEKAD, VILLAGE AND PANCHAYATH – CHERUVANNUR, P.O. – NALLALAM, CALICUT (KOZHICODE) , KERALA.  
PH :7592898888.

**CHALAKUDI**

749. BRD CAR WORLD (ZJ02-ZJ-01), MURINGOOR P.O., CHALAKUDY - 680316  
PH :9567869239.

**CHALLAKUDDY**

750. POPULAR VEHICLES & SERVICES LTD. (2701-8U-0C), OPPSITE CCMK HOSPITAL, VELLIKULAM ROAD, CHALAKUDY, KERALA - 680307  
PH :9946104653.

**CHANGARAMKULAM**

751. A M MOTORS (VH01-VH-01), MELE MANTHADAM, ALANKODE, P.O., CHANGARAMKULAM, MALAPPURAM DISTT, KERALA - 679585  
PH :9895756008.

**CHAVAKAD**

752. BRD CAR WORLD LTD. (A404-OJ-06), ORUMANAYOOR P.O.CHAVAKKAD, DISTRICT-THRISSUR - 680512  
PH :9645963999.

**CHENGANNUR**

753. SARATHY AUTO CARS (C701-UL-06), PRAVUMKOD, THIRUVANVANDOOR P.O, CHENGANNUR TALUK, ALAPPUZHA (DIST) - 689124  
PH :9947270665.

**CHERPULASSERY**

754. KVR AUTO CARS PVT LTD (NB01-NB-01), SURVEY NO. 154/4, RS NO. 154/4, VILLAGE – CHERUPPALASSERY, TALUK – OTTAPPALAM, DISTRICT – PALAKKAD - 679503  
PH :9747020582, 280100.

**CHERTHALA**

755. INDUS MOTOR CO. PVT. LTD. (VL03-VL-01), OPPOSITE TO S.N. COLLEGE, S.N. PURAM P.O., KANJIKKUZHI,CHERTHALA, ALAPPUZHA-DIST. - 688552  
PH :9745997633.

**CHINGAVANAM**

756. HERCULES AUTOMOBILES INTERNATIONAL (P) LTD (6801-I6-01), SURVEY NO 290/9, 290/9/2, MAVILANGU KARA, CHINGAVANAM P.O., DISTT. KOTTAYAM (KERALA) - 686531  
PH :9847315969.

**CHULLIMANOOR**

757. HERCULES AUTOMOBILES INTERNATIONAL (P) LTD (BAI1-BAI-01), RE-SURVEY NO. 43/7, VILLAGE – ANAND, CHULLIMANOOR TOWN, TALUKA – NEDUMANGAD, DISTRICT – TRIVANDRUM, KERALA - 695541  
PH :9843341623, 9895770167.

**COCHIN**

758. INDUS MOTOR CO. PVT. LTD. (2702-27-02), BEHIND COMMERCIAL SALES TAX, M.G. ROAD, COCHIN, - 682015  
PH :9745998040.

759. INDUS MOTOR CO. PVT. LTD. (2702-27-09), PALARIVATTOM KAKANAD ROAD, KAKANAD, COCHIN, - 682030  
PH :9745998013.

760. POPULAR VEHICLES & SERVICES LTD. (2701-27-01), PERANDOOR ROAD, PUNNAKAL, ELAMAKKARA, COCHIN - 682025  
PH :9846017725.

761. POPULAR VEHICLES & SERVICES LTD. (2701-27-04), NEAR LISI HOSPITAL, OPP. IMA BLOOD BANK, COCHIN, - 682018  
PH :9846498616.

762. SAI SERVICE PVT. LTD. (2705-27-01), 50/1 15L, ,CHERANALLOOR ROAD,EDAPPALLY,COCHIN - 682024  
PH :9645106195.

763. SAI SERVICE PVT. LTD. (2705-27-02), NH-47,,PATHADIPALAM,EDAPPALLY,COCHIN - 682024  
PH :9645105057.

764. SAI SERVICE PVT. LTD. (2705-27-08), KETTEZHUTHUM KADAVU, INTUC JUNCTION, NETTOOR, ERNAKULAM, COCHIN (KERALA) - 682040  
PH :9645106339.

765. GEORGE MAJO AUTOMOBILES PVT. LTD. (2709-27-01), DOOR NO 5/452, 5/452A, 5/453, OLD ELOOR ROAD, ELOOR JUNCTION, NORTH KALAMASSERY, DISTRICT - ERNAKULAM, COCHIN. - 683104  
PH :7559997864, 4237700.

766. INDUS MOTOR CO. PVT. LTD. (2702-27-0L), SURVEY NO. 30-A/32, KARIKKAD ROAD, THEKKUMBHAGAM, PUTHIYAKAVU, TRIPUNITHURA, ERNAKULAM, KERALA - 682301  
PH :9745992070.

**EDAPPAL**

767. POPULAR VEHICLES & SERVICES LTD. (4702-AM-05), KOZHIKODA ROAD, KAVILPADY, EDAPPAL, MALAPPURAM - 679582  
PH :9946104680.

**FORT KOCHI**

768. SAI SERVICE PVT. LTD. (BRS1-BRS-01), PLOT NO 83/1,2 OPPOSITE TO KUMAR PETROL PUMP, STATUE ROAD, CHULLIKKAL POST, FORT KOCHI - 682005  
PH :9645106138.

**IRINJALAKUDA**

769. BRD CAR WORLD LTD. (A404-KQ-05), KARUPADANNA P.O., IRINJALAKUDA, THRISSUR - 680670  
PH :9539006999.

**IRITTY**

770. INDUS MOTORS CO. PVT. LTD. (R002-VJ-02), SURVEY NO. 48, BUILDING NO. 214, PERUPARAMBA, IRIITTY, KANNUR, KERALA - 670703  
PH :9747554929.

**KAIPAMANGALAM**

771. SAI SERVICE PVT. LTD. (2705-RP-07), VAZHAMBALAM PO, KAIPAMANGALAM,THRISSURE - 680681  
PH :9645105053.

**KALAMASSERY**

772. INDUS MOTOR CO. PVT. LTD. (2702-Q3-07), KALAMASSERY, ALUVA WEST, ERNAKULAM DIST, KERALA - 683106  
PH :9745998012.

**KALLAMBALAM**

773. HERCULES AUTOMOBILES INTERNATIONAL (P) LTD (1603-QZ-04), DOOR # MP/2/500, KAVALAYOOR PANCHAYAT, KALLAMBALAM, CHIRAYINKEEZHU TALUKA, TRIVANDRUM - 695605  
PH :8086079100.

**KALPETTA**

**DEALER WORKSHOP (AS ON 01.01.2018 )**

774. INDUS MOTOR CO. PVT. LTD. (4701-JE-0C),  
MEENANGADI, KAKKAVAYAL P.O., NORTH  
KALPETTA,WAYAND - 673591  
PH :9745998592.

**KANHANGAD**

775. KVR CARS (3L01-K2-02), ARANGADI, P.O.  
KANHANGAD, DIST. KASARGOD, - 671315  
PH :9605040999.

776. POPULAR VEHICLES & SERVICES LTD.  
(4702-K2-06), HIGHWAY JUNCTION,KANHANGAD  
SOUTH P.O.,KANHANGAD - 689641  
PH :9846400300.

777. INDUS MOTOR CO. PVT. LTD. (4701-K2-0F),  
SURVEY NO.491/3A1 AND 491/3A2, AJANUR  
VILLAGE, KANHANGAD, HOSADURGA TALUK,  
KASARAGOD DISTT, KERALA. - 671541  
PH :9745998024.

**KANJIRAPPALLY**

778. INDUS MOTOR CO. PVT. LTD. (7E01-9Y-02),  
VADAKUMBHAGAM KARAYIL, KUNNAMBHAGAM  
P.O., KANJIRAPPALLY - 686506  
PH :9745998009.

**KANNUR**

779. HAR CARS (K101-K1-01), HAR AVENUE,  
KANNOOTHUMCHAL, CHOYVA POST, KANNUR -  
670006  
PH :9539009392.

780. HAR CARS (K101-K1-03), POTTIAN SHEKHARAN  
ROAD, MAKKANY , SOUTH BAZAR, KANNUR -  
670002  
PH :9539009405.

781. INDUS MOTORS CO (P) LTD (4701-K1-0E),  
BALANKINAR JN., KATTAMPALLY.P.O, KANNUR  
- 690011  
PH :9745998023.

782. KVR CARS (3L01-K1-04), CP-3-651-B, OPP.  
DHANRAJ TALKIES, PUTHIYATHERU,  
CHIRAKKAL POST, KANNUR, KERALA - 670011  
PH :7558028889.

783. POPULAR VEHICLES & SERVICES LTD.  
(4702-K1-0F), PLOT NO.82/6A, NEAR  
CHARAPPURAM SREEMUTHAPPAN KAVU,  
KAPPAD ROAD, THAZHE CHOYVA (PO),  
KANNUR - 670018  
PH :9846400300.

**KARIKKAD**

784. BRD CAR WORLD LTD. (A404-GE-02), BRD  
INDUSTRIAL ESTATE,KARIKKAD,  
KUNNAMKULAM - 680519  
PH :995804599.

**KARUNAGAPALLY**

785. SARATHY AUTO CARS (C701-AQ-05), K.S.  
PURAM,NEELIKULAM,  
KARUNAGAPPALLY,KOLLAM, - 690544  
PH :9947277765.

**KASARGOD**

786. KVR CARS (3L01-3L-01), ANANGUR,  
VIDYANAGAR (PO), NH17, KASARGOD - 671123  
PH :9747011100.

787. POPULAR VEHICLES & SERVICES LTD.  
(4702-3L-0D), MUNDAKULAM, CHEMMANAD  
(PO), KASARGOD - 671371  
PH :8086078864.

788. INDUS MOTORS CO. PVT. LTD. (R002-3L-03),  
SURVEY NO.384/3C 10, MUTTATHODY VILLAGE,  
INDIRA NAGAR, KASARAGOD - 671541  
PH :9747550747.

**KATTAPANA**

789. INDUS MOTOR (ZN01-ZN-01),  
KATTAPPANA-IDUKKI KAVALA, BYE PASS  
ROAD, KATTAPPANA, IDUKKI (DIST.). - 685508  
PH :9746743460.

**KAYAMKULAM**

790. HERCULES AUTOMOBILES INTERNATIONAL (P)  
LTD (E501-8L-04), NH-47, KOTTUKULANGARA  
JUNCTION, KAYAMKULAM, ALLAPPUZHA  
DIST,KERALA - 690502  
PH :9947040824.

791. INDUS MOTOR CO. PVT. LTD. (2702-8L-05),  
KARIYILAKULANGARA, KAYANKULAM P.O.,  
ALAPPUZHA DISTT. - 690572  
PH :9745998005.

792. POPULAR VEHICLES & SERVICES LTD.  
(B802-8L-03), NH 47, KOTTUKULANGARA,  
KAYAMKULAM P.O., ALAPPUZHA DISTT. -  
690502  
PH :9946105601.

**KILLIPPALAM**

793. POPULAR VEHICLES & SERVICES LTD.  
(1601-16-05), OPP. ST. JUDE CHURCH,CIT  
ROAD, KILLIPPALAM,TRIVANDRUM - 695002  
PH :8589992434.

**KODANGALLUR**

794. SAI SERVICE PVT. LTD. (2705-8K-03),  
NH-17,T.K.S.PURAM,,KODUNGALLOOR - 680667  
PH :8606980006.

**KODUVALLY**

795. A M MOTORS (BGX1-BGX-01), SURVEY NO-91/9,  
91/10,NALLANKADY, VAVAD POST, KODUVALLY,  
KOZHIKODE DISTRICT, KERALA - 673572  
PH :9895979023.

**KOLLAM**

796. INDUS MOTOR CO. PVT. LTD. (1602-Q4-03), OLD  
SARATHY THEATRE, PUNALLOOR ROAD,  
KOLLAM - 691005  
PH :9745998004.

797. POPULAR VEHICLES & SERVICES LTD.  
(1601-Q4-04), H & C COMPOUND,  
MUNDACKAL, KOLLAM - 680006  
PH :98464 98656.

**KOLLAM (QUILON)**

798. SARATHY AUTO CARS (C701-C7-01), NH-47 BYE  
PASS,AYATHIL(P.O.),QUILON - 691017  
PH :9847072065.

799. SARATHY AUTO CARS (C701-C7-08), SURVEY  
NO. (SIDCO) 318/1, SHED NO. B12,  
UMAYANALLUR SIDCO INDUSTRIAL ESTATE,  
KOLLAM. - 691589  
PH :0474-9847072065, 2537280.

**KONDOTTY**

800. INDUS MOTORS CO. PVT. LTD. (ID02-ID-01),  
SURVEY NO. 16/1, BLOCK NO. 36 (OLD SURVEY  
NO. 100/1), NEDIYIRUPPU VILLAGE, KONDOTTY  
PO, ERNAD TALUKA, MALAPURAM DISTRICT,  
KERALA - 683573  
PH :9745997875.

**KOOTHATTUKULAM**

801. SAI SERVICE PVT. LTD. (VM01-VM-01),  
EDAPUTHUSSERY BUILDING, M.C. ROAD, OPP.  
MARYGIRI PUBLIC SCHOOL,  
KOOTHATHUKULAM P.O., ERNAKULAM DT. -  
686662  
PH :9645106258.

**KOTHAMANGALAM**

802. INDUS MOTOR CO. PVT. LTD. (7E01-9V-03),  
PALAKKADAN  
BUILDING,CHANKLAM,KOTHAMANGALAM -  
686691  
PH :9745998479.

803. POPULAR VEHICLES & SERVICES LTD.  
(2701-9V-0B), NEAR BSNL OFFICE,  
THANGALAM, KOTOHAMANGALAM, KERALA -  
686691  
PH :9946104661.

**KOTTAKKAL**

804. INDUS MOTOR CO. PVT. LTD. (4701-8M-09),  
NEAR MATHRUBHUMI PRESS, P.O.  
KOTTAKKAL, MALAPPURAM DIST, - 676503  
PH :9745998017.

805. POPULAR VEHICLES & SERVICES LTD.  
(4702-8M-03), NH-17,.,CHANDAPARAMBU,  
RANBATHANI P.O, MALAPPURAM, KOTTAKAL -  
676510  
PH :9946104631.

**KOTTARAKKARA**

806. POPULAR VEHICLES & SERVICES LTD.  
(S801-S8-01), MYLOM, MC ROAD,  
KOTTARAKKARA, DISTT-KOLLAM, KERELA -  
691531  
PH :8086073466.

807. SARATHY AUTO CARS (S802-S8-01), WARD  
NO.40, MELILLIA PANCHAYATH, IPPALLOOR  
LOWER KARIKAM, KOTTARKARA DISTT.  
KOLLAM (KERALA) - 691531  
PH :9947073065.

808. HERCULES AUTOMOBILES INTERNATIONAL (P)  
LTD (S803-S8-01), S.NO-7/61,7/63,7/71,7/111,  
KALAYAPURAM VILLAGE, MYLUM  
PANCHAYATH,KOTTARAKKARA TALUKA,  
KOLLAM DISTRICT. - 691560  
PH :9995807163.

**KOTTAYAM**

809. AVG MOTORS LTD. (B801-B8-01),  
ERAYILKADAVU, KOTTAYAM - 686001  
PH :9446323999.

810. INDUS MOTOR CO. PVT. LTD. (2702-B8-04),  
MULANKUZHA JN., NATTAKOM P.O.,  
KOTTAYAM , KERALA - 686013  
PH :9745998007.

811. INDUS MOTOR CO. PVT. LTD. (2702-B8-0C),  
MANIPPUZHA, NATTAKOM P.O.,KOTTAYAM -  
686013  
PH :9745998007.

812. POPULAR VEHICLES & SERVICES LTD.  
(B802-B8-01), NEAR ST. THOMAS CHURCH, S.H.  
MOUNT, P.O, KOTTAYAM - 686006  
PH :9539007400.

**KOZHENCHERRY**

813. AVG MOTORS LTD. (W801-AS-03),  
KOZHENCHERRY, COLLEGE JUNCTION,  
DISTRICT- PATHANAMTHITTA, - 689641  
PH :9446492988.

**KUNNAMKULAM**

814. POPULAR VEHICLES & SERVICES LTD.  
(2701-8N-07), CHOONDAL,TRISSUR ROAD,  
KUNNAMKULAM, TRISSUR DIST - 680502  
PH :9846397066.

**LAKKIDI PERUR**

815. A M MOTORS LTD. (CER1-CER-01), 217/7, 217/2,  
278/2, 278/1, PALAPPURAM, P.O. OTTAPPALAM,  
LEKKIDI PERUR DISTT. PALAKKAD, - 679302  
PH :8086305555.

**MALAPURAM**

816. A.M. MOTORS (E601-E6-01), VARANGODE,  
DOWNHILL, MALAPURAM, - 676519  
PH :98959705325.

**MALLAPALLY**

**DEALER WORKSHOP (AS ON 01.01.2018 )**

817. INDUS MOTORS (I201-I2-01), THOPPIL COMPLEX, MALLAPPALLY KOTTAYAM RD, MALLAPPALLY WEST, MALLAPPALLY (KERALA) - 689585  
PH :9747541400.

**MANJERI**

818. A.M. MOTORS (E601-8V-05), THURAKKAL BYEPASS, MANJERI, MALAPURAM, KERALA - 676121  
PH :9895756035.  
819. K V R AUTO CARS PVT. LTD. (8V02-8V-01), CH BYE PASS ROAD, MANJERI, MALAPPURAM, KERALA - 676123  
PH :9947020741.  
820. POPULAR VEHICLES & SERVICES LTD. (4702-8V-0E), NARUKARA VILLAGE, RAJIV GANDHI BYEPASS JN., THRUKKAL, MANJERI (KERALA) - 676121  
PH :8589992405.

**MANNARKAD**

821. A.M. MOTORS (E601-RA-07), NH-213, MAINNARKAD, DIST.-PALAKKAD - 678582  
PH :9895979048.  
822. INDUS MOTORS (2702-RA-0K), ANAKATTY ROAD, AANDIPPADAM, NELLIPPUZHA-PO. MANNARKAD,KERALA - 678583  
PH :9745995948.

**MAVELIKARA**

823. POPULAR VEHICLES & SERVICES LTD. (B802-S9-02), KONNAYIL SUVAKO INDUSTRIAL COMPLEX, SHED A-1., KOLLAkadavu INDUSTRIAL ESTATE, KOCHAL MOODU, KALLIMEL P.O., MAVELIKKARA, KERALA - 690570  
PH :9846298622.  
824. INDUS MOTORS (1602-S9-07), NEAR PRATHIBA THEATRE, PUTTHIYAKAVU, MAVELIKKARA - 690101  
PH :9745998137.  
825. HERCULES AUTOMOBILES INTERNATIONAL (P) LTD (S901-S9-01), SURVEY NO. 227/3, SHANTHIVANAM JUNCTION, CHERUKOLE P.O., MAVELIKKARA, KERALA - 690104  
PH :9747022424.

**MUVATTUPUZHA**

826. INDUS MOTOR CO. PVT. LTD. (7E01-7E-01), NH-49, MUVATUPUZA KODAMANGALAM ROAD, NEAR R.K. HOSPITAL, MUVATUPUZHA, ERNAKULAM DIST - 686661  
PH :9745998011.  
827. POPULAR VEHICLES & SERVICES LTD. (2708-7E-02), MUTHUKALLU JUNCTION,PERUMPALLUR P.O., MUVATTUPUZHA, KERALA - 686673  
PH :9846374786.

828. INDUS MOTOR CO. PVT. LTD. (7E01-7E-08), BUILDING NO. 11/146(A), KADATHY MARKET, NH-49, MUVATTUPUZHA, DISTRICT - ERNAKULAM. - 686673  
PH :974599858.

**NEYYANTINKARA**

829. HERCULES AUTOMOBILES INTERNATIONAL (P) LTD (1603-AT-02), NH 47, KOTTAMAN , KOLLAYIL PANCHAYAT, NEYYATTINKARA, TRIVANDRUM, - 695503  
PH :9995867628.

**NEYYATINKARA**

830. INDUS MOTORS (AT01-AT-01), INDUS MOTOR CO. PVT. LTD. , OLD M.V THEATRE, NEAR KSRTC BUS STATION, NEYYATINKARA, DIST. TRIVANDRUM - 695121  
PH :9747544500.

**NILAMBUR**

831. INDUS MOTOR CO. PVT. LTD. (4701-AF-0A), MINERVA JUNCTION, NILAMBUR , KERALA - 679329  
PH :9745998396.  
832. INDUS MOTOR CO. PVT. LTD. (4701-AF-0D), MANAVEDHAM HIGH SCHOOL ROAD, CHANDAKUNNU - NILAMBUR PO, NILAMBUR, MALAPURAM DIST. - 679329  
PH :9745998414.

**NILAMEL**

833. HERCULES AUTOMOBILES INTERNATIONAL (P) LTD (1603-DA-03), M. C. ROAD, KANNANCODU, NILAMEL, KOLLAM (DIST.) - 691535  
PH :8086079107.

**OTTAPALAM**

834. INDUS MOTOR CO. PVT. LTD. (PA01-PA-01), BUILDING NO.23/667, 23/669, PALAKKAD-OTTAPPALAM ROAD, OTTAPPALAM VILLAGE, OTTAPPALAM TALUKA, PALAKKAD DIST., KERALA. - 679101  
PH :9745998014.

**PALA**

835. POPULAR VEHICLES & SERVICES LTD. (B802-GN-04), 12TH MILE,PALA-PONKUNNAM ROAD,PALA - 686575  
PH :8086073454.  
836. INDUS MOTOR CO. PVT. LTD. (7E01-GN-05), OPP. ALPHONSA COLLAGE ARUNAPURAM(PO), PALA, KOTTAYAM - 686574  
PH :9745998878.  
837. AVG MOTORS LTD. (GN03-GN-01), SURVEY NO.670/1, BLOCK-21, LALAM VILLAGE, ANTHINADU MEENANCHIL, PALA, KOTTAYAM DIST. - 686651  
PH :9447137246.

838. INDUS MOTORS CO. PVT. LTD. (7E01-GN-07), SURVEY NO. 176, BLOCK NO. 16, HIGHWAY JUNCTION, ETTUMANOOR-POOJAR HIGHWAY, CHERPUNKAL, PALA, KOTTAYAM DISTRICT - 686584  
PH :9747516934.

**PALAKKAD**

839. INDUS MOTOR CO. PVT. LTD. (2702-Y2-0G), VADAKKUMURI-NH-47, KANNADI, KUZHALMAMMAM (P.O.), PALAKKAD. - 678701  
PH :9745998590.  
840. POPULAR VEHICLES & SERVICES LTD. (2701-Y2-09), OPP. PALANA HOSPITAL,KODUVAYOOR ROAD,KINASSERY P.O.,PALAKKAD - 678707  
PH :9846300650.  
841. INDUS MOTOR CO. PVT. LTD. (Y202-Y2-01), DOOR NO: 5/366 & 367, NH 47, KOOTUPATHA, CHANDRANAGAR POST, PALAKKAD - 678007  
PH :9747519500.

**PARAVOOR**

842. BRD CAR WORLD LTD. (A404-ZS-08), MAVINCHUVADU, MANNAM P.O., NORTH PARAVUR, PARAVOOR (KERALA) - 683520  
PH :9587868239.

**PATHANAMTHITTA**

843. AVG MOTORS LTD. (W801-W8-02), JUNNUGAPADY, MYLAPRA ROAD, PATHANAMTHITTA, - 689671  
PH :9744077183.  
844. AVG MOTORS LTD. (W801-W8-04), SURVEY NO. 53/7A/3, WARD NO. 13, OLD THEATER ROAD, KUMBABAZHA, PATHANAMTHITTA.  
PH :468-2232002, 8606805577.

**PATHNAMTHITTA**

845. INDUS MOTOR CO. PVT. LTD. (1602-16-04), KUMBABAZHA, PATHANAMTHITTA - 689653  
PH :9745998008.  
846. POPULAR VEHICLES & SERVICES LTD. (B802-W8-05), T.K. ROAD, NEAR COLLECTORATE,PATHANAMTHITTA - 689645  
PH :9946105687.

**PATTAMBI**

847. A.M. MOTORS (E601-8P-04), SHORANUR ROAD, PATTAMBI, DISTRICT-PALAKKAD, - 679306  
PH :9567866059.  
848. INDUS MOTOR CO. PVT. LTD. (2702-8P-0B), PERINTHALMANNA ROAD, THEKKUMURI, PATTAMBI - 679303  
PH :9745998295.

849. A.M. MOTORS (E601-8P-09), CHERPULASSERY ROAD, KOOMBAN KALLU, KARIMPULLI, MELE PATTAMBI POST, PALAKKAD DISTT., KERALA. - 679306  
PH :9567866059.

**PAYANNUR**

850. POPULAR VEHICLES & SERVICES LTD. (4702-9Z-04), N H 17,,EZHILODE P O, ,PAYYANUR - 670309  
PH :9846036510.

**PERINTHALMANNA**

851. A.M. MOTORS (E601-7H-03), NEAR FIRE STATION, HOSPITAL ROAD, PERINTHALMANNA - 679322  
PH :8129818235.  
852. KVR AUTOCARS PVT. LTD. (7H01-7H-01), SURVEY NO. 87/8-15, CALICUT ROAD, NEAR ITC, THIRURKAD, PERINTHALMANNA - 679351  
PH :9747020573.  
853. KVR AUTOCARS PVT. LTD. (7H01-7H-08), OOTY ROAD, PERINTHALMANNA, MALAPPURAM(DT.), KERALA - 679322  
PH :9747020837.

**PERUMBAVOOR**

854. SAI SERVICE PVT. LTD. (2705-8W-04), M.C.ROAD,PERUMBAVOOR,ERNAKULAM DIST.,KERALA - 683542  
PH :9645106543.

**POINACHI**

855. KVR CARS (3L01-GF-03), CHOWKI, MAILLATTY(P.O.), (VIA) UDUMA, POINACHI, KERALA - 671319  
PH :9526021822.

**PUNALUR**

856. SARATHY AUTO CARS (C701-8Q-03), NH-208, Q.S. ROAD,ELAMPAL POST,PUNALUR, KOLLAM DIST - 691322  
PH :9847073065.

**QUILANDY**

857. INDUS MOTOR CO. PVT. LTD. (3001-3O-01), BUILDING NO.13/53 A, CHENGOTTUKKAVE VILLAGE, QUILANDY, KOZHIKODE DISTT. - 673306  
PH :9745997875.

**RAMANATTUKARA**

858. A.M. MOTORS (E601-KB-06), NEAR RED CRESCENT HOSPITAL, FEROKE, CHUNGAM, CALICUT DISTRICT, RAMANATTUKARA, - 673632  
PH :9567866144.

**RANNI**

**DEALER WORKSHOP (AS ON 01.01.2018 )**

859. INDUS MOTOR CO. PVT. LTD. (7E01-JX-06),  
CHELLAKKAD-PO, PATHANAMTHITTA(  
DISTRICT), RANNI - 689677  
PH :9745998737.

**SASTHAMKOTTAH**

860. INDUS MOTORS CO. PVT. LTD. (1602-RT-09),  
NO. SP IX/661, 662, 663, KADAPUZHA ROAD,  
PORUVAZHY P.O., BHARANIKUVU,  
SASTHAMKOTTAH, KOLLAM – , KERALA -  
690520  
PH :9745998849.

**SHORNUR**

861. POPULAR VEHICLES & SERVICES LTD.  
(2701-11-0E), PALAKKAD PATTAMBI ROAD,  
KULAPPULLY JUNCTION, VADANAMKURUSSI,  
SHORNUR - 679124  
PH :8589992425.

**TALIPARAMBA**

862. HAR CARS (K101-9W-02), SREEKANDAPURAM  
MAIN ROAD, KANNUR (DIST), KERALA,  
THALIPARAMBA - 670141  
PH :9539009480.

**TELLICHERRY**

863. INDUS MOTOR CO. PVT. LTD. (4701-Y3-04),  
TEMPLE GATE, MAKKOOTAM, THALAYI,  
TELLICHERRY , KERALA - 670102  
PH :9747520100.

**THALASSERY**

864. INDUS MOTOR CO. PVT. LTD. (R002-RO-01),  
NETTUR POST, KODUVALLY, THALASSERY,  
KANNUR DISTRICT - 670105  
PH :9745998022.

**THIRUVALLA**

865. AVG MOTORS LTD. (Y501-Y5-01), M.C ROAD,  
PERUMTHURUTHI, THIRUVALLA ,  
PATHANAMTHITTA DISTT - 689107  
PH :8606071155.  
866. POPULAR VEHICLES & SERVICE (B802-Y5-06),  
KAVUMBHAGOM P.O, THIRUVALLA,  
PATHANAMTHITTA (DIST.), KERALA - 689103  
PH :8086073489.

**THIRUVANANTHAPURAM**

867. SOUTH PARK MOTORS PVT. LTD. (1604-16-01),  
SURVEY NO. 985/3-4-5-6, VILLAGE -  
KADAKAMPALLY, CHACKAI BYPASS, TALUKA -  
TRIVANDRUM, TRIVANDRUM, KERALA - 695029  
PH :9526100008.  
868. SOUTH PARK MOTORS PVT. LTD. (1605-16-01),  
RE SURVEY NO. 9/3, TO 9/5, 9/8, TO 9/10, 9/15,  
9/18, 9/19, 6/12, 9/23, KAZHKOOTAM,  
VAZHAYILA, VILLAGE – PEROORKADA,  
TRIVANDRUM - 695005  
PH :471-3050000, 9539031111, 9544040005.

869. SARATHY AUTO CARS LTD. (C701-16-09),  
77/2-11, NEMOM VILLAGE, PAPPANAMCODU  
INDUSTRIAL AREA, TALUKA AND DISTRICT-  
THIRUVANANTHPURAM, KERALA.  
PH :9744816565.

**THODUPUZHA**

870. INDUS MOTOR CO. PVT. LTD. (7E01-HZ-04),  
PALA ROAD, THODUPUZHA - 685584  
PH :9745998631.

**THRISSUR**

871. BRD CAR WORLD LTD. (A404-A4-01), NH 47,BYE  
PASS,KONIKARRA POST,THALORE, THRISSUR -  
680031  
PH :9995807141.  
872. INDUS MOTOR CO. PVT. LTD. (2702-A4-08),  
KUNAMKULLAM CHAVAKKAD ROAD, OPPOSITE  
CHOOLPURAM MOSQUE, GURUYOOR,  
THRISSUR - 680505  
PH :9745998015.  
873. INDUS MOTOR CO. PVT. LTD. (2702-A4-0D),  
JYOTHI COMPLEX, GURUVAYOOR ROAD, WEST  
FORT, THRISSUR - 680004  
PH :9745998014.  
874. POPULAR VEHICLES & SERVICES LTD.  
(2701-A4-05), KUNNATHUMKARA,  
PARAVATTANI, THRISSUR, KERALA - 680655  
PH :8589992404.  
875. SAI SERVICE PVT. LTD. (2705-A4-06),  
17/30,POOTHOLE,THRISSUR,KERALA - 680004  
PH :9645106089.  
876. BRD CAR WORLD LTD. (A404-A4-07),  
GURUVAYOOR ROAD, PUNKUNNAM P.O.,  
PUZHAKKAL, THRISSUR - 680002  
PH :9746476529.

**THRITHALLUR**

877. BRD CAR WORLD LTD. (A404-SS-04), PO-  
THRITHALLUR, NH-17, THRITHALLUR THRISSUR  
- 680619  
PH :9539197888.

**TIRUR**

878. A.M. MOTORS (E601-Y4-02), SATELLITE AUTO  
WORKS, PAYYANAGADI POST, TIRUR - 676101  
PH :9895940000.  
879. KVR AUTOCARS PVT. LTD. (7H01-Y4-05), T.P  
7/204-B, TANUR ROAD,MOOCHIKKAL,  
MEENADATHUR P.O., TIRUR,  
DISTRICT-MALAPPURAM, KERALA - 676307  
PH :9747020673.  
880. A.M. MOTORS (E601-Y4-08),  
THALAKKADATHOOR PO,  
MALAPPURAM,MALAPPURAM DISTT. - 676103  
PH :9895705323.

**TRIPRAYAR**

881. POPULAR VEHICLES & SERVICES LTD.  
(2701-8R-08), NEAR CENTURY PLAZA, NATTIKA  
P.O, TRIPRAYAR, TRISSUR DIST - 680566  
PH :9846699245.

**TRIPUNTARA**

882. SAI SERVICE PVT. LTD. (2705-AK-05), HILL  
PALACE ROAD,KARINGACHIRA,COCHIN -  
682301  
PH :9645105067.

**TRIVANDRUM**

883. HERCULES AUTOMOBILES INTERNATIONAL (P)  
LTD (1603-16-01), VAZHAYILA P.O.,  
TRIVANDRUM - 695564  
PH :9995867854.  
884. INDUS MOTOR CO. PVT. LTD. (1602-16-02), NH  
BYE PASS ROAD, VEMPALAVATTOM,  
TRIVANDRUM - 695029  
PH :9745998003.  
885. INDUS MOTOR CO. PVT. LTD. (1602-16-01), T.C.  
24/885 THYCAUD P.O., THYCAUD P.O.,  
METTUKUDA, TRIVANDRUM - 695014  
PH :9745998001.  
886. INDUS MOTOR CO. PVT. LTD. (1602-16-05), G.G.  
MEDICAL COLLAGE P.O., MURINJAPALAM,  
TRIVANDRUM, MURINJAPALAM, , - 695011  
PH :9745998002.  
887. POPULAR VEHICLES & SERVICES LTD.  
(1601-16-01), C.I.T. ROAD, KILLIPALAM,  
KARAMANA P.O, TRIVANDRUM - 695002  
PH :9846498633.  
888. SARATHY AUTO CARS (C701-16-04), KOVALAM  
BYEPASS,SN NAGAR, MANACAUD (PO),  
TRIVANDRUM - 695009  
PH :9847401465.  
889. INDUS MOTOR CO. PVT. LTD. (1602-16-08),  
NEAR MUSLIM JUMA MASJID, MUKKAM  
PLAMOODE, VATTAPPARA-MANNANTHALA M C  
ROAD, VATTAPPARA PO,  
MANNANTHALA,TRIVANDRUM - 695028  
PH :9747540100.  
890. INDUS MOTORS CO. PVT. LTD. (1602-16-11),  
SURVEY NO.3, TC-7/1069(9), MARUTHAMKUZHI,  
SASTHAMANGALAM VILLAGE, PTP NAGAR  
ROAD, KANJIRAMPARA P.O., TRIVANDRUM -  
695030  
PH :9746743357.

**UPPALA**

891. POPULAR VEHICLES & SERVICES LTD.  
(4702-4I-0A), N.H.17, KAIKAMPA, UPPALA P.O.,  
KASARGOD (KERALA) - 671322  
PH :8589051616.  
892. KVR CARS (4I02-4I-01), NH 17, BANDIYODE,  
MANGALAPADI (PO), UPPALA, KASARGOD  
DISTT.,KERALA - 671324  
PH :9747021211.

**URAKAM**

893. INDUS MOTORS (AAH1-AAH-01),  
IRINJALAKKUDA ROAD, POOCHUNNIPPADAM,  
URAKAM PO, TRICHUR DISTT., KERALA -  
680562  
PH :9745998044.

**VADAKARA**

894. INDUS MOTOR CO. PVT. LTD. (4701-8S-07), BYE  
PASS JN,VATAKARA-673104,CALICUT, - 673104  
PH :9745998021.  
895. POPULAR VEHICLES & SERVICES (8S02-8S-01),  
NEAR MADAPPALLY GOVT. COLLEGE,  
MADAPPALLY, P.O. VADAKARA, KOZHIKODE  
(KERALA) - 673102  
PH :8943345935.

**VAIKOM**

896. INDUS MOTOR CO. PVT. LTD. (2702-WN-0J),  
THODUPUZHA ROAD, THALAYOLAPARAMBU,  
VAIKOM(TALUK), DISTRICT-KOTTAYAM,  
KERALA - 686605  
PH :9746743003.

**VETTICHIRA**

897. KVR AUTOCARS PVT. LTD. (7H01-MZ-03), AP IV,  
75A TO G, NH-17, CHUNKAM, DIST.  
MALAPPURAM, VETTICHIRA, - 676552  
PH :9747020023.

**WADAKKANCHERY**

898. BRD CAR WORLD LTD. (A404-MX-03),  
VAZHAKODE, CHELAKARA ROAD,  
MULLURKARA P.O., WADAKKANCHERY,  
THRISSUR DIST - 680583  
PH :9567869403.

**MADHYA PRADESH**

**ANUPPUR**

899. SHUBH MOTORS PVT. LTD. (BIB1-BIB-01), NEAR  
HDFC BANK, TEHSIL ROAD, ANNUPUR - 484224  
PH :9755595596, 9752546255.

**ASHOK NAGAR**

900. PREM MOTORS PVT. LTD. (DS01-DS-02),  
SURVEY NO. 67/2/3, SINGAKHEDI HOUSE GUNA  
BYPASS NEAR RAJ MATA CIRCLE,  
ASHOKNAGAR, MADHYA PRADESH. - 473331  
PH :9926809110.

**ASHTA**

901. JEEWAN MOTORS PVT. LTD. (BSF1-BSF-01),  
KHASRA NO.111/1 NEAR RELIANCE PETROL  
PUMP, BHOPAL ROAD, ASHTA, DISTT. SEHORE  
(M.P.) - 466001  
PH :9826429604.

**BADNAWAR**



**DEALER WORKSHOP (AS ON 01.01.2018 )**

902. PATEL MOTORS PVT. LTD. (BPT1-BPT-01),  
KHASRA NO. 2194/1, BADNAGAR ROAD, BADI  
CHOUPATI, OPPOSITE BSNL TOWER,  
BADNAWAR, DISTT. - DHAR, MADHYA  
PRADESH. - 454660  
PH :07295-232228, 9977703512.

**BADWAH**

903. NIMAR MOTORS PVT. LTD. (AU01-UJ-05),  
NIRMAL COMPLEX , INDORE ROAD , BARWAH -  
451001  
PH :224567, 7770878726.

**BALAGHAT**

904. KUNAL MOTORS (U501-TP-04), KH NO.-1/56,  
JHULELAL DHARMSHALA ROAD, BALAGHAT,  
MADHYA PRADESH - 4811001  
PH :07632-240088.

**BARELI**

905. MY CAR (BHOPAL) PVT LTD. (I302-I3-01),  
KHASRA NO.423/2, NH-12, J.J. ROAD, NEAR  
SHRIVASTAV MARRIAGE GARDEN, BARELI  
DISTRICT RAISEN (M.P.) - 464668  
PH :07486-230103.

**BARNAGAR**

906. RUKMANI MOTORS (P) LTD (BBK1-BBK-01),  
RUNIJA ROAD ,BARNAGAR CITY, DISTRICT  
UJJAIN - 456771  
PH :9755512100.

**BARWANI**

907. NIMAR MOTORS PVT. LTD. (AU01-SA-02), NEAR  
ICE FACTORY,RAJGHAT ROAD, BARWANI -  
451551  
PH :07290-224366.

**BEGAMGANJ**

908. RAJRUP MOTOR JUNCTION (A UNIT OF RMJ  
MOTORS PVT. LTD.) (CIL1-CIL-01),  
BHOPAL-SAGAR MAIN ROAD, BEGAMGANJ,  
DISTRICT – RAISEN, MADHYA PRADESH. -  
464881  
PH :7024119905.

**BERASIA**

909. RAJRUP MOTOR JUNCTION (A UNIT OF RMJ  
MOTORS PVT. LTD.) (CKG1-CKG-01), BHOPAL  
ROAD, OPP. BERASIA HOSPITAL, BERASIA,  
DISTRICT – BHOPAL, MADHYA PRADESH. -  
463106  
PH :7024119909.

**BETMA**

910. OCEAN MOTORS PVT. LTD. (BVR1-BVR-01),  
OPPOSITE MPEB OFFICE,  
INDORE-AHEMDABAD ROAD, BETMA, DISTRICT  
– INDORE, MADHYA PRADESH . - 453001  
PH :7389936444.

**BETUL**

911. KUNAL MOTORS (U501-U5-02), BHOPAL -  
NAGPUR NATIONAL HIGHWAY, NEAR BADORA  
CHOWK,, BETUL - 460001  
PH :07141-239991 / 239992.

**BHOPAL**

912. JEEWAN MOTORS (0302-03-01), 9E SECTOR  
A,INDUSTRIAL AREA, GOVINDPURA, BHOPAL -  
462024  
PH :0755-4058888.  
913. MY CAR (BHOPAL) LTD (0303-03-01),  
189,JINSI,NH-12,BHOPAL (MP) - 462008  
PH :0755-4022800 / 4222999.  
914. MY CAR (BHOPAL) LTD (0303-03-03), 196,  
MANDAKINI HOUSING SOCIETY,,KOLAR  
ROAD, BHOPAL,MADHYA PRADESH - 462042  
PH :0755-4082854.  
915. SATYAM MOTORS (0307-03-01),  
NH-12,SUVEESHA NAGAR,HOSHANGABAD  
ROAD MISROAD - 462040  
PH :0755-4422000 / 4422056.  
916. JEEWAN MOTORS (0302-03-03), PLOT NO. 157,  
NEAR PUNJAB & SINDH BANK M.P. NAGAR  
ZONE-II, BHOPAL - 462023  
PH :0755-2558831, 9626429605.  
917. JEEWAN MOTORS PVT. LTD. (0302-03-04),  
KHASRA NO. 54-55/1/1, NEAR RELIANCE  
FRESH,CHUNA BHATTI MAIN ROAD, INDIAN OIL  
PETROL PUMP, BHOPAL (M.P.) - 462036  
PH :0755-4057988.  
918. RAJRUP MOTOR JUNCTION (A UNIT OF RMJ  
MOTORS PVT. LTD.) (0308-03-01), 8A,  
SECTOR-C, J.K. ROAD, GOVINDPURA  
INDUSTRIAL AREA, BHOPAL, MADHYA  
PRADESH - 462023  
PH :755-4063529,30,31,32,33,34,35.

**BIAORA**

919. PRIME CARS (3Q01-0F-03), NR.  
INDORE-BHOPAL SQUARE, A B ROAD, BIAORA -  
465674  
PH :7374-230063.

**BINA**

920. ADINATH MOTORS (BHQ2-BHQ-01), PLOT NO.  
2/3/4/5 AMANTIGEL LAND SEMI URBAN  
INDUSTRIAL AREA, BINA, KHURAI ROAD (NH 26)  
BINA, DISTRICT – SAGAR, MADHYA PRADESH -  
470113  
PH :9009780030.

**BURHANPUR**

921. NIMAR MOTORS PVT. LTD. (BRR1-BRR-01),  
KHASRA NO. 654/15-16, BASEMENT OF HOTEL  
AMBIKA RESIDENCY, OPP. PAKIZA  
SHOWROOM, SANJAY NAGAR, AMRAVATI  
ROAD, BURHANPUR, MADHYA PRADESH -  
450331  
PH :07325-242211.

**CHATTARPUR**

922. ADINATH MOTORS (8B02-8B-01), MAHOBA  
ROAD, NEAR BUS STAND, CHHATARPUR, DISTT  
SAGAR - 471001  
PH :07682-241446.

**CHHINDWARA**

923. KUNAL MOTORS (U501-U5-03), OPP. KUNAL  
MOTORS SHOWROOM, ,LAL BAGH  
TIRAHA,BEHIND TRUE VALUE OUTLET,  
NASIRABAD ROAD, CHHINDWARA(MP), - 480001  
PH :07162-236436.  
924. KUNAL MOTORS (U501-U5-06), PLOT NO. 546,  
LAHGARUA NEAR MULLU BABA MANDIR,  
NARSINGHPUR ROAD, CHINDWARA, MADHYA  
PRADESH - 480002  
PH :8349999112.

**DAMOH**

925. ADINATH MOTORS (RD02-RD-01), KILLARI  
NAKA, SAGAR ROAD, DAMOH - 470661  
PH :07812-221740.

**DATIA**

926. PREM MOTORS PVT. LTD. (3003-WE-05),  
NR.BHOJPURIA MOTORS, BHANDER ROAD,  
DATIA, MADHYA PRADESH - 475661  
PH :07522-233236.

**DEPALPUR**

927. OCEAN MOTORS PVT. LTD. (WB01-WB-03),  
NEAR LEELA RESIDENCY,INDORE  
ROAD,DEPALPUR,DIST.INDORE-MP - 453115  
PH :07322-220505, 222501.

**DEWAS**

928. PRIME CARS PVT. LTD. (3Q01-3Q-01),  
RASULPUR BYPASS TIRAHA, AB ROAD, DEWAS  
- 455001  
PH :07272-259301.

**DHAR**

929. RUKMANI MOTORS (P) LTD (5304-LM-02), 41/2  
MAGAJIPURA,DHAR,, - 454001  
PH :7292-223500.

**DINDORI**

930. STANDARD AUTO AGENCIES (AVA1-AVA-01),  
SUKKHAR WARD 1, NEAR DHURVE PETROL  
PUMP,DINDORI - 481661  
PH :07644-280030,7771014728.

**GADARWARA**

931. STANDARD AUTO AGENCIES (BOI2-BOI-01),  
KHASRA NO. 130/31/A & 131/2, HALKA NO. 18/1,  
NO. 119, GADARWARA, DISTRICT –  
NARSINGHPUR. - 487551  
PH :8319784336.

**GANJBASODA**

932. MY CAR (BHOPAL) LTD. (AEA1-AEA-01), NEAR  
GHUNGRU GARDEN , TYONDA ROAD ,  
GANJBASODA, VIDISHA DISTT., M.P. - 464221  
PH :7389928892.

**GAUTAMPURA**

933. OCEAN MOTORS PVT. LTD. (CFW1-CFW-01),  
RUNJI CHOURAHA, GAUTAMPURA, TEHSIL -  
DEPALPUR, DISTT.-INDORE, MADHYA  
PRADESH . - 453220  
PH :7322-230501, 7389937314.

**GUNA**

934. PREM MOTORS PVT. LTD. (S301-S3-01), OPP  
R.T.O.,A.B. ROAD,GUNA, - 473001  
PH :07542-268015 / 268081.

**GWALIOR**

935. PREM MOTORS PVT. LTD. (3003-30-01), M. L. B.  
ROAD,GWALIOR,, - 474002  
PH :0751-4010757.  
936. PREM MOTORS (3005-30-01), SHIVPURI LINK  
ROAD, GWALIOR - 474002  
PH :0751-4055137.

**HARDA**

937. INFINITY CARS (KM01-VY-02), NEAR  
RTO,INDORE HIGHWAY ROAD,HARDA MP -  
461331  
PH :8889284444.

**HOSHANGABAD**

938. INFINITY CARS (KM01-KM-01), 185, RAMJIBABA  
GROUND, HOSHANGABAD, MADHYA PRADESH  
- 461001  
PH :07574-256677.

**ICHHAWAR**

939. RAJRUP MOTOR JUNCTION (A UNIT OF RMJ  
MOTORS PVT. LTD.) (CIK1-CIK-01), SEHORE  
NADAN ROAD, NEAR SARASWATI SCHOOL,  
ICHHAWAR, DISTRICT – SEHORE, MADHYA  
PRADESH. - 466115  
PH :9926488501.

**INDORE**

940. MY CAR PVT. LTD. (5305-53-01), 78/1/3,  
HUKMAKHEDI RAU, ADJESCENT IPS ACADEMY,  
A6 ROAD,INDORE - 452031  
PH :0731-4272727.  
941. PATEL MOTORS (INDORE) PVT. LTD.  
(5303-53-02), 176/1,PIPLYA RAU,A.B. ROAD  
,INDORE - 452017  
PH :0731-4245222.

**DEALER WORKSHOP (AS ON 01.01.2018 )**

942. PATEL MOTORS (INDORE) PVT. LTD.  
(5303-53-01), 428/3/3,NIRANJANPUR,A B  
ROAD,INDORE - 452010  
PH :0731-4033333.
943. RUKMANI MOTORS (P) LTD (5304-53-01),  
2-3,,A.B. ROAD,INDORE - 452001  
PH :0731-4075401.
944. RUKMANI MOTORS (P) LTD (5304-53-03), NO.  
-4/5, MANORAMA GANJ, INDORE - 452001  
PH :0731-4075408.
945. OCEAN MOTORS PVT. LTD. (5306-53-01), PLOT  
NO.49, SCHEME NO.97, PART 4. COMMERCIAL  
MANDI, CAIT SQUARE, RING ROAD, INDORE,  
MP. - 452001  
PH :0731-6627500, 6627505.
946. OCEAN MOTORS (5306-53-02), NEAR QUEENS  
COLLEGE,ASHARAM BAPU ASHRAM, KHANDWA  
ROAD,INDORE - 452017  
PH :0731-6817505,2877505.
947. MY CAR (INDORE) PVT. LTD. (5305-53-02),  
KHASARA NO.15/1/8 GRAM PIPLIYA KUMAR  
GODOWN NO.1112, DEWAS NAKA, INDORE. -  
452010  
PH :0731-4737373.
948. PATEL MOTORS (5303-53-03), M.O.G. LINES,  
NEAR GANGWAL BUS STAND, DHAR ROAD,  
INDORE (M.P.) - 452006  
PH :0731-2383099,2382099.
949. OCEAN MOTORS PVT. LTD. (5306-53-03),  
SCHEME NO.94, SECTOR A, PLOT NO. 28FA,  
RING ROAD, NEAR PIPLIYAHANA CIRCLE,  
INDORE (M.P.) - 452001  
PH :9685333331,7389936451.
950. KATHED MOTOCORP (5307-53-01), PLOT NO.  
483/2/2, MAIN DHAR ROAD, NEAR CHANDAN  
NAGAR POLICE STATION, INDORE, MADHYA  
PRADESH. - 452002  
PH :0731-2616868, 7471111132.
- JABALPUR**
951. SHUBH MOTORS (5403-54-01), MAHANADDA,  
MADAN MAHAL ROAD, JABALPUR,  
MADHYAPRADESH - 486001  
PH :0761-4099999.
952. STANDARD AUTO AGENCY (5402-54-01),  
OPPOSITE ALLAHABAD BANK,DELITE TALKIES  
ROAD,CIVIL LINES, JABALPUR - 482001  
PH :0761-4040405 / 4040406.
953. STANDARD AUTO AGENCY (5402-54-03),  
DEENDAYAL CHECK, DAMOH NAKA, JABALPUR  
- 482002  
PH :0761-4038001.
954. SHUBH MOTORS PVT LTD (5403-54-03), 156/5/1,  
156/3KA, 156/3KHA, 156/3GHA, BEHIND OM  
PETROLEUM, ADHARTAL TIRAHA, JABALPUR,  
MADHYA PRADESH - 482002  
PH :0761-6999952, 9755502292.

- JAORA**
955. PATEL MOTORS (INDORE) PVT. LTD.  
(P801-BFR-04), SURVEY NO.57/11/1, RATLAM  
ROAD, RATLAM NAKA, OPP. KOTHARI AGRIKO,  
INDUSTRIAL AREA, INFRONT OF ST. PAUL  
SCHOOL, JAORA, DISTT. RATLAM, MADHYA  
PRADESH - 457226  
PH :243399, 9826634449, 9926932221.
- JHABUA**
956. PATEL MOTORS (AAR1-AAR-01), INDORE  
AHMEDABAD ROAD, MEGHNAGAR NAKA,  
JHABUA, MADHYA PRADESH. - 457661  
PH :07392-243399, 9826634449.
- KATNI**
957. SHUBH MOTORS PVT LTD (FK01-FK-01),  
KHASRA NO.850, NH-7, JHINJARI, INFRONT OF  
POLICE STATION, JABALPUR ROAD, KATNI,  
MADHYA PRADESH. - 483501  
PH :9755595596.
- KHANDWA**
958. NIMAR MOTORS PVT. LTD. (AU01-3R-03),  
BEFORE VIKAS UDYOG, INDORE ROAD,  
KHANDWA - 450001  
PH :0733-2244088.
- KHARGONE**
959. NIMAR MOTORS PVT. LTD. (AU01-AU-01),  
JETAPUR,SANAWAD ROAD,KHARGAONE. -  
462026  
PH :07282-243285.
960. NIMAR MOTORS PVT. LTD. (AU01-AU-06), PH.  
NO. 35, VILLAGE – DANAPUR, TEHSIL –  
KHARGONE, DISTRICT – KHARGONE, MADHYA  
PRADESH. - 451001  
PH :07282-243788, 243688, 9669569504.
- KHATEGAON**
961. PRIME CARS PVT. LTD. (BXB1-BXB-01), SURVEY  
NO. 85/3, NEMAWAR ROAD, KHATEGAON,  
DISTRICT – DEWAS, MADHYA PRADESH -  
455336  
PH :8889913306.
- KOTMA**
962. SHUBH MOTORS (DO01-DO-01), WARD NO.7,  
ANNUPPUR KOTMA ROAD, DISTT. ANNUPUR,  
KOTMA (M.P.) - 484336  
PH :07658-233777.
- KUKSHI**
963. OCEAN MOTORS PVT. LTD. (BIO1-BIO-01),  
SURVEY NO.593/5/1, 593/6/1, BARWANI ROAD,  
TOLL KANTE KE PASS, TEHSIL-KUKSHI - 454331  
PH :9009780030, 7389945443, 8085999990.
- MAIHAR**

964. CITY CARS (D702-GI-04), UNIT OF AGARWAL  
WHEELS PVT. LTD., NEAR RELIANCE PETROL  
PUMP, NH-7, REWA ROAD, MAIHAR (M.P.) -  
485771  
PH :07674-234575.
- MANAWAR**
965. OCEAN MOTORS PVT. LTD. (BVS1-BVS-01),  
NEAR SHANTIKUNJ COLONY,  
INDORE-MANAWAR MAIN ROAD, TEHSIL –  
MANAWAR, DISTRICT – DHAR. - 454335  
PH :7389936477.
- MANDIDEEP**
966. MY CAR (BHOPAL) PVT LTD. (CGK1-CGK-01),  
NH-12 INFRONT OF BHAVYA CITY NEAR  
VILLAGE – SARAKIA, MANDIDEEP, TEHSIL –  
GOHARGANJ, DISTRICT – RAISEN, MADHYA  
PRADESH. - 464990  
PH :755-3023321.
- MANDLA**
967. STANDARD AUTO AGENCIES (5402-WD-04),  
KATARA ROAD, MANDLA, DIST. MANDLA MP -  
481661  
PH :7642-260600,260622.
- MANDSAUR**
968. PATEL MOTORS (WC01-WC-01), NEAR SHIVANA  
BRIDGE,RATLAM MANDSAUR  
ROAD,MANDSAUR - 458001  
PH :07422-400450, 220372.
- MHOW**
969. OCEAN MOTORS PVT. LTD. (WA01-WA-01), A.B.  
ROAD, NEAR KISANGANJ POLICE STATION,  
MHOW - 453441  
PH :07324-266211, 7389936478.
- MORENA**
970. PREM MOTORS PVT. LTD. (RG01-RG-01), NEAR  
SALES TAX BARRIER SQUARE, AB ROAD  
MORENA - 476001  
PH :07532-233101.
- NAGDA**
971. RUKMANI MOTORS (P) LTD (CHR1-CHR-01),  
PLOT NO. 17, STATE HIGHWAY NO.17,  
INDORIYA ROAD, NAGDA, DISTRICT – UJJAIN,  
MADHYA PRADESH. - 456335  
PH :9755512100.
- NARSINGHPUR**
972. STANDARD AUTO AGENCIES (BB01-BB-01), KH.  
NO. 82/44 & 83/44, NB NO.519, PC NO. 19(42),  
OLD 46 (NEW) MOUZA RONSRA R.I.M. 2, TEHSIL  
& DISTRICT – NARSINGHPUR, MADHYA  
PRADESH. - 487001  
PH :7792-232757.
- NASRULLAGANJ**

973. JEEWAN MOTORS PVT. LTD. (CIN1-CIN-01),  
KHASRA NO. 458, VILLAGE – RALA, TEHSIL –  
NASRULLAGANJ, DISTRICT – SEHORE,  
MADHYA PRADESH. - 466331  
PH :9826017799, 8959900110.
- NEEMUCH**
974. PATEL MOTORS (RATLAM) PVT. LTD.  
(P801-3T-02), MHOW-NEEMUCH  
ROAD,NEEMUCH(MP),. - 458441  
PH :07423-263883-4.
- PANNA**
975. CITY CARS (EQ01-EQ-01), KHASRA NO. 378,  
MOHAN RAJ VILAS CHOURAHA, BESIDE  
MOHAN RAJ HOTEL, CIVIL LINE NH-75, PANNA,  
MADHYA PRADESH . - 488001  
PH :7672-223026, 222593.
- PETLAWAD**
976. PATEL MOTORS (INDORE) PVT. LTD.  
(CJD1-CJD-01), NEAR H. P. PETROL PUMP,  
THANDLA ROAD, PETLAWAD, DISTRICT –  
JHABUA, MADHYA PRADESH. - 457773  
PH :9977703421.
- PIPARIYA**
977. INFINITY CARS (A UNIT OF FOUZDAR CARS  
PVT. LTD.), (CGB1-CGB-01), HATHWAS TIRAHA,  
SHOBHAPUR ROAD, PIPARIYA, MADHYA  
PRADESH. - 461775  
PH :8889282220.
- PITHAMPUR**
978. PATEL MOTORS (INDORE) PVT. LTD.  
(5303-BVD-04), 254-A, SECTOR-1, INDUSTRIAL  
AREA, PITHAMPUR, DISTT. DHAR - 454775  
PH :722-4990999.
- RAISEN**
979. MY CAR (BHOPAL) PVT. LTD. (RF01-RF-01),  
NEAR BAGHEL TRACTORS BEFORE SALE TAX  
TOLL SAGAR ROAD - 464221  
PH :9755550061.
- RATLAM**
980. PATEL MOTORS (INDORE) PVT. LTD.  
(P801-P8-01), 76 C.D&E,INDUSTRIAL  
AREA,RATLAM - 452001  
PH :07412-402529-31-32-33-41.
981. PATEL MOTORS (INDORE) PVT LTD.  
(P801-P8-03), 181/17/18,DOSHI  
GOAN,INDUSTRIAL AREA ,JAORA  
ROAD,RATLAM - 457001  
PH :07412-261463, 261464 ,9926932221.
- REWA**
982. CITY CARS (D702-M2-03), NYPASS  
CHURHATA,DIST. REWA - 482001  
PH :07662-222021.

**DEALER WORKSHOP (AS ON 01.01.2018 )**

**SAGAR**

983. ADINATH MOTORS (G102-G1-01), STATION ROAD, TILAK GANJ, SAGAR (M.P.) - 470001  
PH :07582-403932 / 226560.

**SAJAPUR**

984. PRIME CARS (3Q01-ZC-02), LALGHATI , A B ROAD, SHAJAPUR - 465441  
PH :7364-226333.

**SANWER**

985. MY CAR (INDORE) PVT. LTD. (AAJ1-AAJ-01), S.NO.356/3/1, OLD UJJAIN BYPASS ROAD,TALUKA SANWER, DISTT. INDORE. - 453551  
PH :07321-'220043,7389920507.

**SATNA**

986. CITY CARS (D702-D7-05), (A UNIT OF AGRAWAL WHEELS PVT. LTD.), BESIDE BHASKAR PRESS, BEHIND MARUTI SHOWROOM, WARD NO.27, AMOUDHA KALA, PANNA ROAD, SATNA - 485001  
PH :9754301199.

**SEHORE**

987. JEEWAN MOTORS (0302-EH-02), 869/1/2,OFFICERS COLONY,IN FRONT OF CHURCH GROUND,BHOPAL, INDORE ROAD - 466001  
PH :07652-2226400.

**SENDHWA**

988. NIMAR MOTORS PVT. LTD. (CIH1-CIH-01), KHASRA NO. 286/10 AND 287/14, HALKA NO. 11, VARLA ROAD, SENDHWA, TEHSIL - SENDHWA, DISTRICT - BARWANI, MADHYA PRADESH. - 451666  
PH :9689569504.

**SEONI**

989. KUNAL MOTORS (U501-8X-05), JYARAT NAKA, JABALPUR NAGPUR ROAD, SEONI (M.P.) - 480661  
PH :07692-228158,8349999269.

**SHADOL**

990. SHUBH MOTORS (MF01-MF-01), JAMUA, NEAR GYAN GUPTA,BUDHAR ROAD,SHADOL, - 484771  
PH :07652-231358 / 230110.

**SHAHUPURA**

991. STANDARD AUTO (-), KHASARA NO.172/3, NEAR TOLL NAKA/BHERAV MATA MANDIR NEAR TOLL NAKA MAIN ROAD, JABALPUR NARSINGHPUR ROAD, SHAHPURA - 483119  
PH :7771000392.

**SHAMGARH**

992. PATEL MOTORS (INDORE) PVT LTD (BFZ1-BFZ-01), KHASRA NO. 1179/1, MOHALLA MAROTH, TEHSIL - SHAMGARH, DISTRICT - MANDSAUR, MADHYA PRADESH. - 458883  
PH :9826360699.

**SHIVPURI**

993. PREM MOTORS PVT. LTD. (3003-3U-04), A B ROAD,SIVPURI,, - 473551  
PH :07492-221215.

**SIDHI**

994. CITY CARS (BKM1-BKM-01), ADHIYAR KH0H, NEAR GYAN DHARAMKATA, SIDHI, MADHYA PRADESH. - 486661  
PH :7672-223026, 222593, 9754301199.

**SIHORA**

995. SHUBH MOTORS PVT. LTD. (CIG1-CIG-01), KHASRA NO. 31/1, P.H. - 11, MOUZA - GHAT SIMARIYA, TEHSIL - SIHORA, DISTRICT - JABALPUR, MADHYA PRADESH., - 483440  
PH :9755595596, 9752546255.

**SIMROL**

996. PATEL MOTORS (INDORE) PVT. LTD. (BZY1-A5-01), PLOT NO. 13-14, SANJAY GANDHI NAGAR, INDORE KHANDWA RD, GRAM - SIMROL, TEHSIL - MHOW, DISTRICT - INDORE, MADHYA PRADESH. - 452020  
PH :9977703512, 232228.

**SUJALPUR**

997. PRIME CARS PVT. LTD. (3Q01-BJU-04), 363/1 DEHANI JOD, ASHTA ROAD, NEAR SOYA PLANT SHUJALPUR, MADHYA PRADESH - 465333  
PH :8889913304 & 08889913341.

**TARANA**

998. RUKMANI MOTORS (P) LTD (CHQ1-CHQ-01), HOUSE NO. 1/6, WARD NO. 10, TOTLA MARG, TARANA-UJJAIN ROAD, TARANA, MADHYA PRADESH . - 456665  
PH :975551210.

**TENDUKHEDA**

999. STANDARD AUTO AGENCIES (-), KHASARA NO. 49/6, MOUZA - TENDUKHEDA, DISTRICT - NARSINGHPUR. - 470880  
PH :7771014773.

**TIKAMGARH**

1000. ADINATH MOTORS (RE02-RE-01), NEAR MAU CHUNGI NAKA, TIKAMGARH (M.P.) - 472001  
PH :07683-247469.

**UJJAIN**

1001. RUKMANI MOTORS (P) LTD (3W02-3W-01), SURVEY NO. 59/3, DEWAS ROAD,UJJAIN - 456010  
PH :0734-4052000.

**UMARIA**

1002. SHUBH MOTORS (5403-BVY-04), 8/2 GRAM BHAGRA, KIRANTAL KHURD, UMARIA DISTRICT UMARIA (MADHYA PRADESH) - 484661  
PH :0761-6009333.

**VIDISHA**

1003. MY CAR PVT. LTD. (AY01-AY-01), SURVEY NO. 102, VILLAGE - RANGI, TEHSIL - VIDISHA, VIDISHA, (M.P.) - 464001  
PH :9755550071, 297067.

**WAIDHEN**

1004. CITY CARS (D702-JJ-02), NEAR VIJAY BANDHU PETROL PUMP, KACHANI, THE. WAIDHEN, DISTRICT, SINGRAULI ,MADHYA PRADESH - 486886  
PH :07662-222021, 8889917774.

**MAHARASHTRA**

**AHMEDNAGAR**

1005. KANKARIYA AUTOMOBILES PVT LTD (A501-A5-01), SARDA MILLS.SAVEDI ROAD,AHMEDNAGAR, MAHARASTRA - 414001  
PH :9403961540.  
1006. KANKARIYA AUTOMOBILES PVT LTD (A501-A5-05), MIDC, AHMEDNAGAR - 414003  
PH :0241-2777131.

**AJARA**

1007. SAI SERVICE PVT. LTD. (CIR1-CIR-01), GAT NO. 30, PLOT NO. 24, GP MILKAT NO. 906/3, NEAR MAYUR PETROL PUMP, AJARA, DISTRICT - KOLHAPUR. - 416505  
PH :02323-246046.

**AKLUJ**

1008. CHAVAN AUTOMOBILES(CHAVAN MOTORS DIVISION INDIA P) (B102-RU-04), PLOT NO. 15/3-A, PANCHVATI STOP,MALINAGAR ROAD,AKLUJ - 413101  
PH :02185-223033.

**AKOLA**

1009. KHANDELWAL AUTOWHEELS PVT.LTD (F101-F1-01), TIRUPATI CHAMBERS,CONVENT ROAD,AKOLA - 444005  
PH :0724-2429404,2440409,2420061.

**ALIBAUG**

1010. SIMRAN MOTORS PVT. LTD. (7501-3X-05), SURVEY NO. 30/1, OPP. RCF COLONY, VILLAGE - VESHVI, ALIBAUG, DISTRICT - RAIGAD, MAHARASHTRA - 402201  
PH :02141-226344.

**AMBEGAON**

1011. THE KOTHARI WHEELS (1906-AGA-04), SOHAM NAGARI, A-WING, SHOP NO.8 & 16, PUNE NASIK HIGHWAY, A/P MANCHAR, TALUKA: AMBEGAON, DISTT: PUNE, MAHRASHTRA - 410503  
PH :02132-223083/93.

**AMRAVATI**

1012. ASPA BANDSONS AUTO (P) LTD (F201-F2-01), SATURNA BADNERA ROAD,AMRAVATI,MAHARASTRA, - 444607  
PH :0721-2510475/76/77.  
1013. ASPA BANDSONS AUTO (P) LTD (F201-F2-05), A1/A2, OLD BY PASS ROAD, MIDC, AMRAVATI, DIST: AMRAVATI, MAHARASTRA. - 444607  
PH :0721-2520085.

**AURANGABAD**

1014. AUTOMOTIVE MANUFACTURERS LTD. (2102-21-01), PLOT NO. 1,P.B.NO. 716,CHIKALTHANA AURANGABAD - 431210  
PH :0240-6640500/6640555.  
1015. AUTOMOTIVE MANUFACTURERS LTD. (2102-21-03), C-27,MIDC, CHIKALTHANA , N/R LUPIN LABORATORIES, AURANGABAD, MAHARASHTRA - 431006  
PH :240-2484911.  
1016. PAGARIYA AUTO PVT. LTD. (2103-21-01), OPP. OLD HIGH COURT, NEAR HOTEL ASHOKA EXECUTIVE, JALANA ROAD, AURANGABAD - 431005  
PH :0240-240665902.  
1017. PAGARIYA AUTO PVT. LTD. (2103-21-05), GAT NO. 46, PLOT NO. 50, NEAR MASTER COOK RESTAURANT (KAILASH HOTEL) BEED BYPASS ROAD, AURANGABAD, MAHARASHTRA - 431005  
PH :9860999468.  
1018. PAGARIYA AUTO PVT. LTD. (2103-21-06), PLOT NO.A-35 MIDC, NEAR MAIN RAILWAY STATION, AURANGABAD - 431001  
PH :0240-6504141.

**BADLAPUR**

1019. PRAKASH AUTO PVT. LTD. (9001-90-01), SHOP NO. 2, S. NO. 16, PLOT NO. 25 & 26, KRISHNA WATER SUPPLY, OPP. INDIAN OIL PETROL PUMP, MIDC ROAD, KATRAP, BADLAPUR (EAST) - 421503  
PH :9321352333.

**BALLARPUR**

1020. TRISTAR CARS (H302-ZH-04), PLOT NO.11, BEHIND ZAWERI PETROL PUMP, NEAR GURU NANAK COLLEGE, ALLAPALLI ROAD, BAMNI, TAH. BALLARPUR - DIST. - 442701  
PH :9272222412/13.

**BARAMATI**

**DEALER WORKSHOP (AS ON 01.01.2018 )**

1021. MAHALAXMI AUTOMOTIVES PVT. LTD.  
(7R01-7R-01), BARAMATI- PHALTAN RD., KASBA,  
BARAMATI, DIST. PUNE - 413102  
PH :02112-229005.

**BARSHI**

1022. CHAVAN MOTORS (BBA1-BBA-01), GAT  
NO.1407/1, LATUR ROAD, NEAR ESSAR PETROL  
PUMP, BARSHI. - 413401  
PH :2184-229666.

**BEED**

1023. PAGARIYA AUTO PVT. LTD. (V602-V6-01), GUT  
NO. 61, VILLAGE – GHOSAPURI, TALUKA AND  
DISTRICT – BEED, MAHARASHTRA. - 431122  
PH :2256058/56/57.

**BHANDARA**

1024. AUTOMOTIVE MANUFACTURERS LTD.  
(2001-FG-03), JINDAL'S BLDG, NEAR NAVKAR  
PETROL PUMP, SAINATH NAGAR, NH-6,  
BHANDARA - 441904  
PH :07184-250542/251542.

**BHIVANDI**

1025. S K WHEELS PVT. LTD. (IX01-IX-02), SURVEY  
NO. 43/1E, VILLAGE SONALE, NH-8,  
MUMBAI-NASHIK HIGHWAY, BHIVANDI, THANE -  
421302  
PH :0252-2657484/9930545454/61768000.

**BHOR**

1026. SEHGAL AUTORIDERS PVT. LTD.  
(BSV1-BSV-01), GUT NO. 929/1, UTTROLI, BHOR,  
TALUKA – BHOR, DISTRICT – PUNE,  
MAHARASHTRA. - 412206  
PH :8888881348, 8888881399.

**BOISAR**

1027. SPECTRA MOTORS (ES01-ES-01), PLOT  
NO.J-240, TARAPUR INDUSTRIAL AREA,  
VILLAGE-SARAVALI, BOISAR, PALGHAR, THANE  
(MAHARASHTRA) - 401501  
PH :02525-645180/661088.

**BRAMHAPURI**

1028. TRISTAR CARS PVT LTD (H302-TW-02), 165,  
NAVEGAON, NEAR VIDYANIKETAN SCHOLL,  
WADSA ROAD, BRAHMPURI, DIST:  
CHANDARPUR, MAHARASHTRA - 441206  
PH :9272222406/7/8.

**CHALISGAON**

1029. MANRAJ MOTORS PVT LTD (AAE1-AAE-01), SL.  
NO 406, PLOT NO. 2, NEAR HOTEL RANI PARK,  
DHULE ROAD, CHALISGAON, DIST: JALGAON,  
MAHARASHTRA. - 424101  
PH :025892229320.

**CHANDRAPUR**

1030. TRISTAR CARS PVT LTD (H302-H3-01), NR.  
HOTEL KUNDAN PLAZA,NAGPUR  
ROAD,CHANDRAPUR - 442401  
PH :9272222401/2.

1031. TRISTAR CARS PVT LTD (H302-H3-03), NAGPUR  
ROAD, CHANDRAPUR - 442401  
PH :9272222403/4.

**CHANDWAD**

1032. SHAAN CARS PRIVATE LIMITED (–), 615/1/1B  
WING, ARIHANT PLAZA SHOPPING COMPLEX,  
MUMBAI AGRA HIGHWAY, CHANDWAD,  
DISTRICT – NASHIK. - 423101  
PH :9075028780.

**CHIPLUN**

1033. JAGRUT MOTORS P. LTD. (9A01-9A-01),  
SURVEY NO-543, NH-17, MUMBAI-GOA  
HIGHWAY,AT-KALAMBASTE,TAL-CHIPLUN,  
DIST-RATNAGIRI,MAHARASHTRA - 415605  
PH :02355-252238.

**DAHANU**

1034. SAI SERVICE PVT. LTD. (V901-TD-03),  
DAHANU-JAWAHAR ROAD, DAHANU(E),  
TAL-DAHANU, DIST. TAHNE - 401602  
PH :8975003138 /02528-225060/70/80/8975003140  
"

**DAPOLI**

1035. JAGRUT MOTORS P. LTD. (G301-VG-06),  
AT/POST-DAPOLI, DAPOLI-KHED  
ROAD,DAPOLI.DIST RATANAGIRI. - 415712  
PH :02358-267272,252238.

**DHULE**

1036. SEVA AUTOMOTIVE LTD. (P901-P3-01), GATE  
NO. 90,AWADHAN,MUMBAI AGRA ROAD,DHULE  
- 424001  
PH :02562-281128/29.

**DINDORI**

1037. AUTOMOTIVE MANUFACTURERS LTD.  
(AAF1-AAF-01), S.NO.753, NEAR PANDAV  
PETROL PUMP,NASIK DINDORI ROAD, TAL.  
DINDORI, DISTT. NASIK - 422202  
PH :02557-222021.

**DOMBIVALI**

1038. FORT POINT AUTOMOTIVE (CARS) PVT. LTD.  
(3906-JS-02), C/O NIRUP TEXTILES, C-3 & 4,  
MIDC PHASE-1, DHARMA KANTA, NEAR TATA  
POWER, DOMBIVALI (EAST). - 421201  
PH :251-2449789,2445557/8.

**DOMBIVILI**

1039. AUTOMOTIVE MANUFACTURERS LTD.  
(3901-JS-02), PLOT NO. B-43,  
PHASE-1,DOMBIVALI INDUSTRIAL AREA,  
DOMBIVALI,DISTT-THANE, MAHARASHTRA, -  
421201  
PH :0251-2800492/4/5.

**GADCHIROLI**

1040. BARBATE AUTOMOTIVE (INDIA) PVT. LTD.  
(ARYA CARS) (ZK02-ZK-01), PLOT NO. 10,  
GANESH NAGAR, MUL ROAD, GADCHIROLI ,  
MAHARASTRA - 442702  
PH :07132-232220.

**GADINGALAJ**

1041. SAI SERVICE PVT. LTD. (3802-DB-04), 581/7B,  
PLON NO-12, SANKESHWAR ROAD, OPP.  
HOTEL NEELKAMAL, TAL. GADINGLAJ - 416502  
PH :02327-222239.

**GANGAPUR**

1042. PAGARIYA AUTO PVT. LTD. (2103-MC-03),  
E-16,WALUJ,AURANGABAD - 431001  
PH :0240-2406617790.

**GONDIA**

1043. ARYA CARS ( UNIT OF BARBATE AUTOMOTIVE  
INDIA PVT. LTD.) (2004-4C-02), ITI ROAD,NR.  
FULCHUR NAKA,OPP LAXMI FLOUR  
MILL,GONDIA - 441601  
PH :07182-234567.

**GUHAGAR**

1044. JAGRUT MOTORS PVT. LTD. (BJV1-BJV-01),  
SURVEY NO. 23A, SHRUNGALTALI,  
GUHAGHAR-CHIPLUN ROAD, GUHAGAR,  
RATNAGIRI, MAHARASHTRA - 415703  
PH :9404923981.

**HINGANGHAT**

1045. SEVA AUTOMOTIVE PVT. LTD. (GDZ1-CDZ-01),  
PLOT NO. P-1, HINGANGHAT INDUSTRIAL  
AREA, NH-7, AJANTI, HINGANGHAT, TALUK –  
HINGANGHAT, DISTRICT – WARDHA,  
MAHARASHTRA. - 442301  
PH :9689871099.

**HUPARI**

1046. SAI SERVICE PVT. LTD. (CIQ1-CIQ-01), GAT  
NO.925/8K/2, PLOT NO.7, HUPARI TO YALGUD  
ROAD, HUPARI, TAL-HATKANANGALE,  
DISTRICT – KOLHAPUR. - 416203  
PH :9923208425.

**ICHALKARANJI**

1047. SAI SERVICE PVT. LTD. (4D01-4D-01), GATE NO.  
107,KOLHAPUR  
ROAD,KABNOOR,ICHALKARANJI - 416122  
PH :0230-2425282.

**INDAPUR**

1048. MAHALAXMI AUTOMOTIVES PVT. LTD.  
(7R01-NO-02), STATE HIGHWAY NO. 151,  
INDAPUR - 412219  
PH :02112-2117222500.

**ISLAMPUR**

1049. CHOWGULE INDUSTRIES PVT. LTD.  
(PJ02-PJ-01), GATE NO.905/A/3, NEAR BOMBAY  
RAYAN, PUNE-BANGALOE HIGHWAY (NH-4),  
ISLAMPUR TALUKA : WALVA, DIST:SANGLI -  
415409  
PH :225757.

**JALGAON**

1050. MANRAJ MOTORS PVT LTD (C401-C4-01),  
AJINTA ROAD, MIDC INDL AREA, JALGAON -  
425003  
PH :0257-2212122/23/24.

**JALNA**

1051. AUTOMOTIVE MANUFACTURERS LTD.  
(2102-BC-02), PLOT NO. 4 & 5 , CTS NO.  
11427/4-A, BALAJI COMPLEX,  
JALNA-AURANGABAD ROAD, JALNA, - 431203  
PH :02482-221143.

**JATH**

1052. CHOWGULE INDUSTRIES PVT. LTD.  
(JT02-BLX-05), PLOT NO. 12, SAWANT ESTATE,  
MORE COLONY, OPP. CATTLE BAZAR, SATARA  
ROAD, JATH, DISTRICT SANGLI,  
MAHARASHTRA - 416404  
PH :02341 -246598.

**JAYSINGPUR**

1053. SAI SERVICE PVT. LTD. (ASA1-ASA-01), GATE  
NO. 1239, NEAR ACHRYA TULSI BLOOD BANK,  
A/P UDGAON(JAYSINGHPUR), TALUKA:SHIROL,  
DIST: KOLHAPUR - 416134  
PH :02322-225959.

**KALWAN**

1054. SHAAN CARS PRIVATE LIMITED  
(BNW1-BNW-01), GAT NO. 189, PLOT NO. 7,  
MALEGAON ROAD, A/P KALWAN, NASHIK. -  
423501  
PH :8888846450.

**KALYAN**

1055. AHER AUTOPRIME LLP (CFV1-CFV-01), SURVEY  
NO.53 & 54, HIND MILL, OPPOSITE STATE BANK  
OF INDIA, ANDHARWADI ROAD, KALYAN,  
MUMBAI - 421301  
PH :8422871721.

**KANKAVALI**

**DEALER WORKSHOP (AS ON 01.01.2018 )**

1056. JAGRUT MOTORS P. LTD. (G301-V7-05), PLOT NO.32-33,SURVEY NO.-1886/1,,MUMBAI-GOA HIGHWAY (NH-17),JANAVLI,KANKAVLI,MAHARASHTRA - 416002  
PH :02367-232872/203977 , (91)9881467572.

**KAPHOLI**

1057. S K WHEELS PVT LTD (0515-9C-02), PLOT NO. 42,N-47 , KAPHOLI INDUSTRIAL AREA,MUMBAI -PUNE HIGHWAY,MUMBAI - 410203  
PH :02192-266243/266470,02192-266243.

**KARAD**

1058. CHOWGULE INDUSTRIES PVT. LTD. (F303-4E-02), 112/3, PUNE-BANGALORE ROAD, NEAR RELIANCE GAS PUMP, A/P MALKAPUR, TAL. KARAD, DISTT. SATARA - 415110  
PH :02164-660000.

**KARJAT**

1059. SIMRAN MOTORS PVT. LTD. (7S01-TA-03), PANVEL-KARJAT ROAD, KARJAT, DIST. RAIGAD - 410201  
PH :-8108194564.

**KAVATE MAHANKAL**

1060. CHOWGULE INDUSTRIES PVT. LTD. (SC02-SC-01), MAHANKALI BAAZAR, KAVATE MAHANKAL-JAT ROAD, KAVATE MAHANKAL, SANGLI, MAHARASHTRA - 416405  
PH :02341-222102.

**KHAMGAON**

1061. MANRAJ MOTORS PVT LTD. (BXU1-BXU-01), GAT NO 41, OLD SURVEY NO. 12/1A, NEAR AMRUT PETROL PUMP, AKOLA ROAD, KHAMGAON , MAHARASHTRA - 444303  
PH :07263-250002/3.

**KHARGHAR**

1062. EXCELL AUTOVISTA PVT LTD (AAC1-AAG-01), SURVEY NO.742/439, KOPRA VILLAGE, SECTOR-10, SION-PANVEL HIGHWAY, KHARGHAR, DIST. RAIGAD - 410210  
PH :022-65999111.

**KOLHAPUR**

1063. SAI SERVICE PVT. LTD. (3802-38-01), PLOT NO. 1, E WARD, BEHIND PARVATI TALKIES, SHIVAJI UDYAMNAGAR, KOLHAPUR - 416008  
PH :0231-2661676.

1064. SAI SERVICE PVT. LTD. (3803-38-01), C-6, SHIROLI MIDC, MENON OPP MENON PISTONS,NH-4, KOLHAPUR - 416122  
PH :0230-2468376.

1065. SAI SERVICE PVT. LTD. (3802-38-06), R S NO. 1018/1, PLOT NO. 28, APATE NAGAR, KALAMBA RING ROAD, KOLHAPUR, MAHARASHTRA - 416012  
PH :0231-2329495.

**KONGAON**

1066. PRAKASH AUTO PVT. LTD. (3903-AZ-02), SURVEY NO.126/127,98/38,AT & POST KONGAON, - 421302  
PH :0252-2280264.

**KUDAL**

1067. JAGRUT MOTORS PVT. LTD. (9B01-9B-01), SURVEY NO. 50/5, 51/5, A/P PINGULI, TEMBDHURI, TALUKA – KUDAL, DISTRICT – SINDUDURG, MAHARASHTRA - 416520  
PH :02362-202423.

**LASALGAON**

1068. SHAAN CARS PRIVATE LIMITED (B2M1-B2M-01), PLOT NO. 337, LASALGAON MAIN ROAD, LASALGAON, TALUKA – NANDGAON, DISTRICT – NASHIK, - 422306  
PH :8888846450.

**LATUR**

1069. AUTOMOTIVE MANUFACTURERS LTD. (V801-V8-02), PLOT NO. 28, 29, 30, SURVEY NO. 36, VARVATTI VILLAGE, LATUR - BARSHI ROAD, LATUR - 413512  
PH :02382-609111/609222.

1070. AUTOMOTIVE MANUFACTURERS LTD. (V801-V8-01), CITY SURVEY NO. 2960, NANDED ROAD, OPP. TIRUPATHI LODGE, LATUR - 413512  
PH :02382-661909.

**LONAVALA**

1071. SEHGAL AUTORIDERS PVT. LTD. (CGA1-CGA-01), GATE NO. 120/1, VILLAGE – WAKSAI, TALUKA – MAVAL, LUNAVALA, DISTRICT – PUNE, MAHARASHTRA - 410405  
PH :02114- 282600.

**MAHAD**

1072. SIMRAN MOTORS PVT. LTD. (7S01-TX-04), NEAR RELIENCE PUMP, PANVEL-GOA ROAD, MAHAD, DIST. RAIGAD - 402301  
PH :02145-223123.

**MALEGAON**

1073. SHAAN CARS PRIVATE LIMITED (3703-FF-02), PLOT NO. 572/81,CHANDANPURI SHIVAR,OLD MUMBAI, AGRA ROAD, DIST- NASIK,MALEGAON - 423203  
PH :02554-237200/237201.

**MANGAON**

1074. SIMRAN MOTORS PVT. LTD. (BAM1-BAM-01), SURVEY NO.97, AT-POST-NANORE, NH-17, MUMBAI-GOA HIGHWAY, MANGAON, RAIGAD, MAHRASTHRA - 402104  
PH :02140-261118.

**MANMAD**

1075. SHAAN CARS PRIVATE LIMITED (BNX1-BNX-01), GAT NO. 11/3, PLOT NO. 1 AND SHOP NO. 3 & 4, NANDGAON ROAD, MANMAD. - 423104  
PH :8888846450.

**MANOR**

1076. SAI SERVICE PVT. LTD. (BNO1-BNO-01), GUT NO. 37, NEAR MSEB POWER STATION, PALGHAR MANOR ROAD, AT POST – TAKVAHAL, DISTRICT – PALGHAR, MANOR – 401 403.  
PH :9167980005.

**MARCEL**

1077. SAI POINT CARS PVT. LTD. (–), SURVEY NO. 62/1, C/O IOC PETROL PUMP, SAI NAGAR, MARCEL, GOA – 403 107.  
PH :2288900.

**MIRAJ**

1078. CHOWGULE INDUSTRIES PVT. LTD. (J102-SD-03), 42C , OPP. WHISPERING WOODS, MIDC AREA, TALUKA MIRAJ, DISTT. SANGLI, MAHARASHTRA - 416410  
PH :0233-2643221, 22.

**MUMBAI**

1079. EXCELL AUTOVISTA PVT LTD (0510-05-01), RESHAM SINGH COMPOUND,CST ROAD,KALINA, SANTACRUZ EAST,MUMBAI - 400098  
PH :022-67743888,26653242, 43, 46.

1080. SAH & SANGHI AUTO AGENCIES PVT.LTD (0505-05-01), PRAKASH MILLS COMPOUND,OFF. GLOBE MILLS PASSAGE,WORLI,MUMBAI - 400013  
PH :022-24925452/53/54, 24965379/80,4925452, 53.

1081. SAI SERVICE PVT. LTD. (0504-05-01), 462 SENAPATI BAPAT MARG,WORLI NAKA,LOWER PAREL,MUMBAI - 400013  
PH :022-43030404/43030400.

1082. SAI SERVICE PVT. LTD. (0504-05-02), ARVIND CHAMBERS,194 ANDHERI KURLA ROAD, ANDHERI(EAST), MUMBAI - 400069  
PH :022-43030606 /800,8356242,.

1083. SAI SERVICE PVT. LTD. (0504-05-04), C/O SHAKTI INDUSTRIAL WIRE COMPOUND,DATTA PADA ROAD,BORIVILI (EAST),MUMBAI - 400066  
PH :022-4303 0111/103/104/118/120,28707000.

1084. SPECTRA MOTORS LIMITED (0508-05-01), PLOT NO 4 & 5,GANESH PLOT OWNER'S ASSN., RAMACHANDRA LANE EXTN, KANCH PADA, MALAD(WEST) MUMBAI - 400064  
PH :022-67696063/62/65/80/85/58/68/04,8898999.

1085. SPECTRA MOTORS LIMITED (0508-05-02), PLOT NO. 165, CABLE CORPORATION OF INDIA, OFF WESTERN EXPRESS HIGHWAY, BORIVLI (EAST) - 400068  
PH :022-66908823/66908826,28542185.

1086. SPECTRA MOTORS LIMITED (0508-05-03), GANDHI PAREKH INVESTMENT CORP. LTD, CTF NO. 170, MUMBAI AGRA ROAD, NEXT TO ASHOK SILK MILL COMPOUND, LBS MARG,GHATKOPAR WEST, MUMBAI - 400086  
PH :022-66440000 /66440111/ 9967017486,66440000.

1087. SPECTRA MOTORS LIMITED (0523-05-01), GHATLA VILLAGE, CHEMBUR, MUMBAI - 400071  
PH :022-25200600/25200990/ 25200300 /25208666.

1088. VITESSE TRADING LIMITED (0503-05-01), SHAH INDLESTATE, PLOT 11 LINK ROAD, ANDHERI (WEST), MUMBAI - 400058  
PH :022-26730787/26730280/26730296,6367018.

1089. VITESSE TRADING LIMITED (0503-05-02), 77 AF PALKY GULLY,OFF VEER SAVARKAR MARG, PRABHADEVI, MUMBAI - 400025  
PH :022-24229747,4223933.

1090. AUTOMOTIVE MANUFACTURERS LTD. (3901-05-04), PLOT NO. 108, BAZAR WARD, KURLA(WEST) , MUMBAI - 400070  
PH :22-61563734 / 61563744 / 61563715.

1091. FORT POINT (0521-05-02), D-9, STREET NO. 21, OPP PATNI COMPUTERS, SEEEPZ, MIDC, ANDHERI, MUMBAI - 400096  
PH :022-41157777, 42432121/2131..

1092. SHIVAM AUTO ZONE (I) PVT. LTD. (0531-05-01), CHARKOP INDUSTRIAL ESTATE, KANDIVLI(WEST), MUMBAI, MAHARASHTRA - 400067  
PH :022-41099999.

1093. VITESSE PVT. LTD. (0503-05-07), PLOT NO.A59, KANDIVALI INDUSTRIAL CO-OP. SOC., GOVERNMENT INDUSTRIAL ESTATE, CHARKOP, KANDIVALI (W), MUMBAI - 400067  
PH :022-28674753/28674754,24229747.

1094. SPECTRA MOTORS PVT. LTD. (0508-05-07), C/O DON BOSCO INSTITUTE, VAZIRA NAKA, OFF CHANDARKAR ROAD, BORIVALI WEST, MUMBAI - 400092  
PH :022-28988800.

**DEALER WORKSHOP (AS ON 01.01.2018 )**

1095. FORTPOINT AUTOMOTIVE (CARS) PVT. LTD. (0521-05-03), C/O VARUN STEEL INDUSTRIES,AAM TOOL COMPOUND,BOAT HURT ROAD, BEHIND SEWARI POLICE STATION, DARUKHANA, REAY ROAD, MUMBAI - 400010  
PH :022-64550650.
1096. K.T.S. AUTOMOTORS PVT. LTD. (0582-05-02), C/O-COZY INDIA, 5, HANSRAJ LANE, BYCULLA, MUMBAI - 400027  
PH :022-23751234/23752301/2/3/5/6.
1097. S K WHEELS PVT. LTD. (0554-05-01), CTS NO. 151, RAM MANDIR ROAD, SOMANI GRAM, NEXT TO CENTRAL WAREHOUSE CORP., OSHIWARA, GOREGAON (WEST), MUMBAI – 400 104, MAHARASHTRA. - 400104  
PH. 9930545454.
1098. SHIVAM AUTO ZONE (I) PVT. LTD. (0531-05-02), PLOT NO. 82,ABCD, KANDIVALI INDUSTRIAL ESTATE, OPP. CHARKOP POST OFFICE, CHARKOP, KANDIVALI (WEST), MUMBAI, MAHARASHTRA. - 400067  
PH. 9870934444, 41099999.
1099. KIRAN MOTORS MAHARASHTRA (05A1-05-01), PLOT NO. B-62/41A, SHREYAS INDUSTRIAL, OFF. NEW LINK ROAD, ANDHERI (WEST), MUMBAI. - 400053  
PH :022-42570000, 7700934505.

**MURBAD**

1100. PRAKASH AUTO PVT. LTD. (BYO1-BYO-01), SURVEY NO. 61/2, KALYAN - MURBAD ROAD, VILLAGE – DAHAGAON, TALUKA – MURBAD, DISTRICT – THANE, MAHARASHTRA. - 421605  
PH :9028342725.

**MURGUD**

1101. SAI SERVICE PVT. LTD. (AWA1-AWA-01), R.S. NO. 188/4, A/P MURGUD, TALUKA: KAGAL, DIST: KOLHAPUR - 416219  
PH :02325- 265553.

**NAGPUR**

1102. ARYA CARS ( UNIT OF BARBATE AUTOMOTIVE INDIA PVT. LTD.) (2004-20-01), NEAR PARDY NAKA (OUTSIDE), NH-6, BHANDARA ROAD,NAGPUR - 440035  
PH :0712-6688333.
1103. AUTOMOTIVE MANUFACTURERS LTD. (2001-20-02), 575 KAMPTEE ROAD,NAGPUR-26,, - 440026  
PH :0712-2630550/6662000/6662001/2652551/2648341  
.

1104. SEVA AUTOMOTIVE LTD. (2002-20-01), 34/3, KACHIMET AREA, NEAR VAYUSENA NAGAR BUS STOP, WADI, AMRAVATI ROAD, NAGPUR - 440023  
PH :0712-2500231/6652800.
1105. SEVA AUTOMOTIVE LTD. (2002-20-03), PLOT NO. 33A, CENTRAL MIDC, HIGNA ROAD, NAGPUR, MAHARASHTRA, - 440016  
PH :07104-666444.
1106. AUTOMOTIVE MANUFACURERS PVT. LTD (2001-20-05), PLOT NO. 38/1, NEAR BOUDDHA VIHAR, OPP. DELHI PUBLIC SCHOOL, KAMPTTEE ROAD, NAGPUR, MAHARASHTRA - 441001  
PH :0712-6555013/14.
1107. ARYA CARS (UNIT OF BARBATE AUTOMOTIVE INDIA PVT. LTD.) (2007-20-01), PLOT NO. 4, NEW COTTON MARKET, GHAT ROAD, NAGPUR, MAHARASTRA - 440018  
PH :0712-6664777.
1108. ARYA CARS (UNIT OF BARBATE AUTOMOTIVE INDIA PVT. LTD.) (2007-20-02), PLOT NO. 131, NH-6, BHANDARA ROAD, MAHALGAON, NAGPUR, MAHARASTRA. - 441202  
PH :8888819524.

**NANDED**

1109. SEVA AUTOMOTIVE LTD. (6801-68-01), NANDED HYDERABAD ROAD, NANDED - 431604  
PH :02462-241599.

**NANDURBAR**

1110. SEVA AUTOMOTIVE LTD. (P301-KW-02), PLOT NO. - 38 4, BANSITAL NAGAR, NEAR HOTEL KARAN GARDEN HOWFULLY BYE PASS ROAD, NANDURBAR,DIST. - SATARA. - 425412  
PH :02564-233000.

**NARAYANGAON**

1111. THE KOTHARI WHEELS (1906-FV-02), GATE NO. 747, PUNE NASIK HIGHWAY, WARULWADI, NARAYANGAON - 410504  
PH :02132-244002.

**NASHIK**

1112. AUTOMOTIVE MANUFACTURERS LTD. (3702-37-01), P-1-12,ADDITIONAL NASIK INDL. AREA,AMBAD,NASIK - 422010  
PH :0253-6636300/6636329/312/314/317.
1113. SEVA AUTOMOTIVE LTD. (3701-37-01), PLOT NO. X - 46,MIDC, AMBAD, NASIK - 422010  
PH :0253-2386537.
1114. SHAAN CARS PRIVATE LIMITED (3703-37-01), E-3 MIDC AREA,SATPUR , NASIK,MAHARASHTRA - 422007  
PH :0253-2351372.
1115. SEVA AUTOMOTIVE PVT LTD (3701-37-07), PLOT NO.A-23, NICE INDUSTRIAL AREA, MIDC, SATPUR, NASIK (MAHARASHTRA) - 422006  
PH :0253-6604444.

1116. SEVA AUTOMOTIVES PVT LTD (3701-37-08), SHOP NO. 1 & 2, SER. NO. 241/1-B-1/2, OPPOSITE NMC SCHOOL, DINDORI ROAD, MAHSRUL, NASHIK, MAHARASHTRA - 422004  
PH :0253-6654444.

**NASIK**

1117. SHAAN CARS PRIVATE LIMITED (3703-37-04), 03/810, NEAR NASARDI BRIDGE, WADALA ROAD, NASIK ROAD, NASIK - 422011  
PH :0253-2236080.
1118. SEVA AUTOMOTIVE LTD. (3701-37-06), SEVA FARMS, GATE NO. 82/2, AMBE BAHULA ROAD, VILHOLI, TALUKA & DISTRICT: NASIK, MAHARASHTRA - 422010  
PH :0253-6642444.

**NAVI MUMBAI**

1119. AUTOMOTIVE MANUFACTURERS LTD. (3901-9K-01), D-234 MIDC TTC INDL AREA,SHIRVANE NERUL,NEW BOMBAY, - 400706  
PH :022-40183900/40183923/24/28,7614603.
1120. S K WHEELS PVT LTD (0515-9K-01), D-42,TTC INDUSTRIAL AREA, MIDC, TURBHE,NAVI MUMBAI - 400075  
PH :022-61222121.
1121. EXCELL AUTOVISTA PVT LTD (AAC1-9K-02), PLOT NO-9,MIDC,NAVADE,TALUJA, TAL-PANVEL ,DIST-RAIGAD - 410208  
PH :022-27405555.
1122. SIMRAN MOTORS PVT. LTD. (3913-9K-01), PLOT NO, PAP-R-380, MIDC COMMERCIAL PLOT, TTC MIDC RABALE, NAVI MUMBAI . - 400701  
PH :62359943/4/5.

**NIPHAD**

1123. SHAAN CARS PVT. LTD. (-), GAT NO. 99/3, RASALPUR AURANGABAD HIGHWAY, NIPHAD, DISTRICT – NASHIK, MAHARASHTRA.  
PH :9075028780.

**OSMANABAD**

1124. CHAVAN AUTOMOBILES(CHAVAN MOTORS DIVISION INDIA P) (B102-LW-03), PLOT NO. 1, TAWADE COMPLEX,PRERANA NAGAR,OSMANABAD, - 413501  
PH :02472-228666.

**PALGHAR**

1125. SAI SERVICE PVT. LTD. (TE01-TE-01), SURVEY NO. 86/1, TEMBHODE, MANOR-MAHIM ROAD, PALGHAR, DISTRICT: THANE - 401404  
PH :830880722.

**PALUS**

1126. CHOWGULE INDUSTRIES PVT. LTD. (J102-0Z-04), PLOT NO.B-3, MIDC AREA, TALUKA PALUS, DISTT. SANGLI. - 416308  
PH :02346-229021.

**PANDHARPUR**

1127. CHAVAN AUTOMOBILES(CHAVAN MOTORS DIVISION INDIA P) (B102-0H-05), GAT NO.56, ESABAVI, PUNE ROAD, TAL:PANDERPUR, SOLAPUR - 413001  
PH :02186-228666.

**PANVEL**

1128. SIMRAN MOTORS PVT. LTD. (7501-7S-01), PLOT2-8,SECTOR-15, OPP. HOTEL GARDEN,OLD MUMBAI PUNE HIGHWAY,PANVEL - 410206  
PH :022-27488000,27482605, 27490365.
1129. AUTOMOTIVE MANUFACTURERS LTD. (3901-7S-03), PLOT NO-92/1, VILLAGE KOLAKHA, MUMBAI-GOIA HIGHWAY, PANVEL, DISTT. RAIGAD - 410206  
PH :09272237071 TO 94.,
1130. K.T.S. AUTOMOTORS PVT. LTD. (0582-7S-01), VILLAGE: APTA, OPP. APTA RAILWAY STATION, LADIWALI, DIST: RAIGAD, PANVEL (MAHARASHTRA) - 410207  
PH :9420611356/94206611326.

**PARATWADA**

1131. ASPA BANDSONS AUTO PVT. LTD. (CF21-CF2-01), SURVEY NO. 26/4A, RAMGAON, AMRAVATI PARATWADA ROAD, NEAR JAWARDI PHATA, PARATWADA TALUKA – ACHALPUR, DISTRICT – AMRAVATI .  
PH :8888897629, 9689914030.

**PATAS**

1132. MAHALAXMI AUTOMOTIVES PVT. LTD. (7R01-PR-03), PUNE-SOLAPUR HIGHWAY, PATAS, TALUKA DAUND DISTT.-PUNE - 413106  
PH :02111-225009.

**PEN**

1133. SIMRAN MOTORS (9I01-9I-01), AT POST – VADKHAL NAKA, NH-17, MUMBAI GOA HIGHWAY, TAL – PEN, DISTT. RAIGAD - 402107  
PH :02143-269073.

**PHALTAN**

1134. CHOWGULE INDUSTRIES PVT. LTD. (KH02-KH-01), PLOT NO.83/1B/1, LONAND-PUNE ROAD, PHRANANDWADI, TALUKA:PHALTAN, DISTRICT: SATARA, MAHARASTRA. - 415523  
PH :02161-200455.

**PIMPLEGAON**

1135. AUTOMOTIVE MANUFACURERS PVT LTD (BAY1-BAY-01), GAT NO.517/P NEAR MARKET COMMITTEE, MUMBAI AGRA HIGHWAY, NH3 A/P PIMPALGAON BASWANT, TALUKA: NIPHAD, DIST-NASHIK - 422202  
PH :02550-252808.

**PUNE**

**DEALER WORKSHOP (AS ON 01.01.2018 )**

1136. ACE KUDALE CAR PVT. LTD. (1910-19-01), 36/2C/1, MANRAJ BUDRUK, PUNE-SOLHAPUR ROAD, TALUKA HAVELI, DISTRICT PUNE - 412201  
PH :020-3045644/1447/413.

1137. CHOWGULE INDUSTRIES PVT. LTD. (1908-19-02), S.NO. 53,PUNE SATARA HIGHWAY,KATRAJ,PUNE - 411048  
PH :020-26959460; 66786200.

1138. CHOWGULE INDUSTRIES PVT. LTD. (1911-19-01), S.NO.1, NEXT TO PODAR INTERNATIONAL SCHOOL, KATRAJ BYPASS ROAD, AMBEGAON-B, TALUKA-HAVELI, PUNE - 411048  
PH :020-66803555.

1139. MY CAR (PUNE) PVT LTD (1907-19-01), SURVEY NO. 131, MUMBAI BANGALORE HIGHWAY, WAKAD, PUNE - 411057  
PH :020-3988333/39810920.

1140. SAI SERVICE PVT. LTD. (1901-19-01), BOMBAY PUNE ROAD, FUGEWADI, PUNE - 411012  
PH :20-46404440/48.

1141. SAI SERVICE PVT. LTD. (1901-19-02), 889/90 J.M.ROAD, DECCAN GYMKHANA, PUNE - 411004  
PH :20-41401141/40.

1142. SAI SERVICE PVT. LTD. (1901-19-03), S.NO.15A GIDWANI COMPOUND, KONDWA BUDRUK, HAVELI, PUNE - 411046  
PH :020-4140222/240/241/242/243.

1143. SAI SERVICE PVT. LTD. (1901-19-05), NEAR NIGDI-BHOSARI ROAD, CHINCHWAD, PUNE - 411019  
PH :020-46605999/95.

1144. THE KOTHARI WHEELS (1906-19-01), 110/A, PUNE SOLAPUR ROAD, NEAR FATIMA NAGAR, PUNE - 411039  
PH :020-66874100.

1145. WONDER CARS (P) LTD (1903-19-02), 12, NPS LINES,SOLAPUR ROAD,,OLD POOL GATE,CAMP, PUNE - 411001  
PH :020- 26332934/35.

1146. SEHGAL AUTORIDERS PVT. LTD. (1913-19-01), SURVEY NO. 51, BAVDHAN KHRUD, TAL: HAVELI, DIST: PUNE - 411021  
PH :8308304444/41463625/41463627.

1147. SAI SERVICE PVT. LTD. (1901-19-06), SURVEY NO.244/1, PHASE-II, NEAR BANK OF MAHARASHTRA, HINGEWADI, TAL - MULSHI, DISTRICT-PUNE,MAHARASHTRA - 411057  
PH :020-20420700.

1148. ACE KUDALE CAR PVT. LTD. (1910-19-02), ATLAS TANKS VESSELS, SR. NO 232/2, PUNE-NASIK ROAD, KHANDOBAMAL, BHOSARI, PUNE. - 411039  
PH :020-2030662009.

1149. THE KOTHARI WHEELS (1906-19-03), PLOT NO. 2B, D1 BLOCK, CHINCHWAD, PUNE, DIST. PUNE - 411019  
PH :020-66352600.

1150. MAHALAXMI AUTOMOTIVES PVT. LTD. (1912-19-03), 59/A, MUNDHWA KHARADI ROAD, OPP. MUNDHWA POLICE STATION, MUNDHWA, PUNE, MAHARASHTRA - 411036  
PH :020-30217000,67270000.

1151. WONDER CARS PVT. LTD. (1903-19-03), PLOT NO.52/1 BLOCK F2, MIDC, PIMPRI, PUNE. - 411018  
PH :020-27130171/2/3/8.

1152. SAI SERVICE PVT. LTD. (1901-19-07), 4/A/1A, 1/3 A, SALUNKE VIHAR ROAD, BORADE NAGAR, KONDWA, PUNE, MAHARASHTRA. - 411048  
PH :020-71727001/2/3/4/5/6/7.

1153. MAHALAXMI AUTOMOTIVES PVT. LTD. (1912-19-04), NO.485/1, CTS NO.1041, OM SUPER MARKET, GHOKALE CROSS ROAD, MODEL COLONY, SHIVAJI NAGAR, PUNE - 411016  
PH :020-67290018/17.

1154. CHOWGULE INDUSTRIES PVT. LTD. (1906-19-05), 129/2/5/1, NEW PUNE MUMBAI HIGHWAY, KATRAJ DEHU ROAD BYPASS, TATHWADE, TAL-MULASHI, DISTT. PUNE (MAHARASHTRA) - 411033  
PH :020-67915700.

1155. SAI SERVICE PVT. LTD. (1901-19-08), SURVEY NO. 37, HISSA NO. 2, SITUATED AT WADGAON KHURD, NEAR NANDED CITY, SINHAGAD ROAD, TALUKA - HAVELI, DISTRICT - PUNE, MAHARASHTRA.  
PH :020-24391399.

1156. THE KOTHARI WHEELS (1906-19-05), PLOT NO. 24/B, HADAPSAR INDUSTRIAL ESTATE, PUNE. - 411028  
PH :020-26871020, 8411002011.

1157. CHOWGULE INDUSTRIES PVT. LTD. (1908-19-06), SR. NO.- 43/44/S, 7 PARVATI INDUSTRIAL ESTATE, OPP. ADINATH SOCIETY, PUNE- SATARA ROAD, PUNE. - 411009  
PH :020-67273200.

1158. MOTO DRIVE PVT. LTD. (1916-19-01), 1337/1, REALITY BUILDING, WAGHOLI, PUNE NAGAR ROAD, PUNE. - 412207  
PH :9130049309.

1159. MOTO DRIVE PVT. LTD. (1916-19-02), GAT NO.1346/1, UBBALENAGAR, WAGHOLI, PUNE NAGAR ROAD, PUNE. - 412207  
PH :9130049309.

1160. EXCELL AUTOVISTA PVT LTD (1917-19-01), GATE NO.1232, 10TH MALL, PUNE SASWAD ROAD, VILLAGE – WADKI, TAL – HAVELI, DIST PUNE. - 412308  
PH :9320357300.

1161. THE KOTHARI WHEELS (1906-19-06), SURVEY NO.46, HISSA 9/1 (CITY SURVEY NO 8181+6180), WADGAON SHERI, CHANDAN NAGAR, PUNE NAGAR ROAD, TAL-HAVELI, PUNE. - 411014  
PH :020-27030400/444.

1162. ACE KUDALE CAR PVT. LTD. (1910-19-03), SURVEY NO. 272, 1/4, NEAR MOSHI TOLL PLAZA, MOSHI GAON, TALUKA – HAVELI, DISTRICT – PUNE. - 412105  
PH :9423123665.

1163. SUMANKIRTI CARS PVT. LTD. (1915-19-02), SURVEY NO. 9, NEAR BALEWADI SPORTS STADIUM MUMBAI-BANGALORE HIGHWAYS, MAHALUNGE PUNE, MAHARASHTRA. - 411045  
PH :66860606.

1164. MY CAR (PUNE) PVT LTD (1918-19-01), GAT NO. 625, HISSA NO. 1/3/1, VILLAGE – KURULI, TALUKA – KHED, CHAKAN, DISTRICT – PUNE. - 410501  
PH :9373506916.

1165. WONDER CARS PVT. LTD. (1903-19-04), SURVEY NO. 20, HISSA NO. 1/1/2, THERGAON, BAL KRISHNA MANGAL KARYALAYA, TALUKA – MULSHI, DANGE CHOWK, PUNE – 411 033. - 411033  
PH :9850094151.

**RAHATA (SHIRDI)**

1166. KANKARIYA AUTOMOBILES PVT LTD (ZV03-ZV-01), SHIRDI ROAD, SAKORI, RAHATA, - 423107  
PH :2423-243541.

**RAJAPUR**

1167. JAGRUT MOTORS P. LTD. (AHA1-AHA-01), SURVEY NO. 14/8, TAPALWADI, RAJAPUR, DIST: RATNAGIRI - 416702  
PH :02355-252238.

**RATNAGIRI**

1168. JAGRUT MOTORS P. LTD. (G301-G3-01), D-25,,MIDC MIRJOLE,MAHARAstra,RATNAGIRI - 415639  
PH :02352-228380, 28380.

**SANGAMNER**

1169. SHAAN CARS PRIVATE LIMITED (HE03-HE-01), GAT NO. 173/4/5/6, A/P VELHALE, NASHIK PUNE HIGHWAY, SANGAMNER, DIST AHMEDNAGAR, MAHARASHTRA - 422605  
PH :2425-259197, 8888846450.

**SANGLI**

1170. CHOWGULE INDUSTRIES PVT. LTD. (J102-J1-01), GAT NO.243 SANGLI KOLHAPUR ROAD, OPP. TO GAJANAN MAHARAJ MANDIR, ANKALI, TAL-SANGLI, DISTT. SANGLI - 416416  
PH :0233-6631300.

**SASWAD**

1171. CHOWGULE INDUSTRIES PVT. LTD. (1908-PH-03), SOLAPUR HIGHWAY, SASWAD, DIST. PUNE - 412301  
PH :02115-224450, 225210.

**SATARA**

1172. CHOWGULE INDUSTRIES PVT. LTD. (F303-F3-01), PLOT NO. B-2,OLD MIDC,SATARA - 415002  
PH :02162-245941/2/3.

**SAVNER**

1173. ARYA CARS (UNIT OF BARBATE AUTOMOTIVE (I) PVT. LTD.) (BTJ1-BTJ-01), PLOT NO.2, MADANE LAYOUT, MOUZA GUJARKHEDI, NR. INDIAN PETROL PUMP, NAGPUR ROAD, SAVNER DISTT. NAGPUR, - 441107  
PH :8888859502.

**SAWANTWADI**

1174. JAGRUT MOTORS PVT. LTD. (BBL1-BBL-01), SHIVSHAMBHO APARTMENT, 1190, A/P KOLGAON, SURVEY NO.187, HISSA NO.33B, TAL-SAWANTWADI, DISTT. SINDHUDURG. - 416510  
PH :9765000872, 9823564372.

**SHAHAPUR**

1175. SHIVAM AUTO ZONE (I) PVT. LTD. (BZU1-BZU-01), DR. DESHPANDE COMPOUND, NEAR BHATSA COLONY, VILLAGE – GOTHEGHAR, TALUKA – SHAHPUR, DISTRICT – THANE, MAHARASHTRA - 421601  
PH :8082111222.

**SHIRPUR**

1176. SEVA AUTOMOTIVE PVT. LTD. (FE01-FE-01), SR. NO. 114, PLOT NO. 5, AMODE, TALUKA – SHIRPUR, DISTRICT – DHULE  
PH :9960090613.

**SHIRUR**

1177. MAHALAXMI AUTOMOTIVES PVT. LTD. (1912-ZD-02), 1023/1, NEXT INDIAN OIL PETROL PUMP, SARADWADI, PUNE-AHMEDNAGAR HIGHWAY, TAL: SJIRUR, DIST: PUNE, MAHARASHTRA - 412210  
PH :02138-615000.

**SHIRWAL**

1178. CHOWGULE INDUSTRIES PVT. LTD. (BSD1-BSD-01), GAT NO.175, A/P SHINDEWADI, SHIRWAL-BHOR ROAD, SHIRWAL, TAL KHANDALA, DISTT. SATARA - 412801  
PH :02138-244044.

**SHRIRAMPUR**

**DEALER WORKSHOP (AS ON 01.01.2018 )**

1179. KANKARIYA AUTOMOBILES PVT LTD  
(LV03-LV-01), S.NO.139/1/3, NEAR NAKA NO.4,  
SANGAMNER ROAD, SHRIRAMPUR DISTT.  
AHMEDNAGAR - 413709  
PH :02422-210264.

**SILLOD**

1180. PAGARIYA AUTO PVT. LTD. (2103-ZG-04), PLOT  
NO. 19/20, SURVEY NO. 386, AURANGABAD  
NAKA, SILLOD, AURANGABAD - 431112  
PH :-9860999468.

**SINNAR**

1181. SHAAN CARS PRIVATE LIMITED (3703-FU-03),  
A-24, MIDC AREA MALEGAON,SINNAR TAL-  
SINNAR., - 422103  
PH :02551-230300.

**SOLAPUR**

1182. CHAVAN AUTOMOBILES(CHAVAN MOTORS  
DIVISION INDIA P) (B102-B1-02), 150, AKALKOT  
ROAD,OPP. SVCS HIGH SCHOOL,SOLAPUR, -  
413006  
PH :217-2606666.  
1183. CHAVAN AUTOMOBILES(CHAVAN MOTORS  
DIVISION INDIA P) (B102-B1-01), 18,39,  
INDUSTRIAL ESTATE,HOTAGI ROAD,SOLAPUR,  
- 413224  
PH :0217-2378888, 2373999.

**TALASARI**

1184. SHIVAM AUTO ZONE (I) PVT. LTD. (BIN1-BIN-01),  
SURVEY NO. 191/1 PLOT NO. 5, AT-POST –  
VADAVALI, NH-8, TALASARI, THANE,  
MAHARASHTRA - 401806  
PH :02521-220777.

**THANE**

1185. FORT POINT (3906-39-01), KOTHARI  
WAREHOUSE NO. 111,POKHRAN ROAD NO.  
11,MANPADA, CHATALSAR,THANE - 400607  
PH :022-41157777, 41515300,25897170.  
1186. NAVNIT MOTORS LTD (3908-39-02), B R T PLOT  
,THANE (W) ,MAHARASHTRA - 400607  
PH :022-6606666.  
1187. SPECTRA MOTORS LIMITED (0508-39-04),  
B-74,ROAD NO. 33,NEAR ESI HOSPITAL,WAGLE  
ESTATE, THANE - 400604  
PH :8879666005,25801773.  
1188. PARAMOUNT WHEELS PVT. LTD. (3911-39-01),  
OPP. ,PREMA LAXMAN SCHOLL, PANKERPADA,  
MIRAROAD(E), DIST: THANE - 401107  
PH :022-42933944/45/51/52/53.  
1189. SPECTRA MOTORS LIMITED (0508-39-06), C/O  
MONARCH PLASTICS, GALA NO 4, MIRA CO-OP.  
INDUSTRIAL ESTATE, KASHIMIRA, THANE -  
401104  
PH :022-28542185.

1190. PARAMOUNT WHEELS PVT. LTD. (3911-39-03),  
B-2, MIDC, MIRA ROAD, OFF NH-8, THANE. -  
401107  
PH :9004999360.

**TITWALA**

1191. PRAKASH AUTO PVT. LTD. (BYP1-BYP-01),  
SHOP NO. 1, SURVEY NO. 23/2, GOVELI –  
TITWALA ROAD, VILLAGE – GHOTSAL, TITWALA,  
TALUKA – KALYAN, DISTRICT – THANE,  
MAHARASHTRA . - 421605  
PH :0251-3240040 ,9960023999.

**ULHASNAGAR**

1192. PRAKASH AUTO PVT. LTD. (3903-39-01), U  
NO-3,SHEET NO. 30,VITHALWADI STATION  
ROAD, ULHASNAGAR - 421003  
PH :0251-3228525 ,3257934,2561582.

**VADUJ**

1193. CHOWGULE INDUSTRIES PVT. LTD.  
(F303-GQ-03), KALEVASTI, VADUJ DAHIWADI  
ROAD , VADUJ - 415506  
PH :02161-232323/232030.

**VAIJAPUR**

1194. PAGARIYA AUTO PVT. LTD. (BNR1-BNR-01),  
NEAR SUBHASH BUNGLOW, STATION ROAD,  
VAIJAPUR, AURANGABAD. - 423701  
PH :9860999468.

**VASAI**

1195. SAI SERVICE PVT. LTD. (0504-V9-03), C/O  
PRASHANTI INVESTMENT LTD.,NEAR GAODEVI  
TEMPLE, VILLAGE SATIVILJ,DISTT. THANE -  
401208  
PH :9552590086 /87 /  
0250-2480583/2481474,912455685, 453583.  
1196. SAI SERVICE PVT. LTD. (V901-V9-01),  
ANDRADESH BHAVAN, SURVEY #27 A,NEAR  
UMELA PHATAK, VASAI (WEST), DIST. THANE,  
MAHARASTRA - 401202  
PH :88050229862 / 9552527214,.

**VASIND**

1197. SHIVAM AUTO ZONE (I) PVT. LTD.  
(BZT1-BZT-01), PARDI NO.03, OLD AGRA ROAD,  
NEXT TO GAJANAN PLAZA, VILLAGE –  
VASHIND, TALUKA – SHAHPUR, DISTRICT –  
THANE. - 421601  
PH :7718893483.

**VIRAR**

1198. SAI SERVICE PVT. LTD. (V901-PG-02),  
VILLAGE-VATAR, VIRAR(W)-TAL- VASAI,  
DISTRICT-THANE, MAHARASHTRA - 401301  
PH :8605000906 / 0250-2584105 / 2584015,.

**VITA**

1199. CHOWGULE INDUSTRIES PVT. LTD.  
(BSE1-BSE-01), S NO. 900, HISSA NO. 1,2,3/1/2,  
SANGLI VITA ROAD, VITA, TALUKA –  
KHANAPUR, DISTRICT – SANGLI,  
MAHARASHTRA - 415311  
PH :8631350.

**WADA**

1200. PARAMOUNT WHEELS PVT. LTD.  
(BXD1-BXD-01), SURVEY NO.133/7/1, WADA  
BHIWANDI ROAD, VILLAGE GANDARE, POST  
KONE, TALUKA WADA, DISTT. PALGHAR  
(MAHARASHTRA) - 421303  
PH :8411933992.

**WAGHOLI**

1201. SAI SERVICE PVT. LTD. (1901-AB-04), GAT NO  
2406/1440, VILLAGE- WAGHOLI,TAL- HAVELI,  
DIST- PUNE - 412207  
PH :020-46403333/31/32.

**WAI**

1202. CHOWGULE INDUSTRIES PVT. LTD.  
(BYC1-BYC-01), GAT NO. 407, A/P  
SHENDURJANE, MIDC ROAD, NEAR HOTEL  
GANDHARVA, OPP. DHOM LEFT CANAL, TAL –  
WAI, DISTT. SATARA - 412803  
PH :8805095200, 880519620, 9922992887.

**WANI**

1203. HIMALAYA CARS (4M01-01-02), YASH LAWNS,  
COLLEGE/NAGPUR ROAD, TALUKA:WANI,  
DISTRICT-YAVATMAL, MAHARASHTRA - 445304  
PH :07239-228888.

**WARDHA**

1204. SEVA AUTOMOTIVE LTD. (2002-AC-02), GOPURI  
CHOWK, ,OPP. BANK OF INDIA COLONY,  
NAGPUR ROAD, WARDHA - 442001  
PH :07152-253545/253525.

**WARUD**

1205. ASPA BANDSONS AUTO (P) LTD (F201-UG-04),  
SURVEY NO. 50/3, SETURJANAGHAT ROAD,  
TALUKA: WARUD, DIST. AMRAWATI - 444906  
PH :07229-232888.

**WASHIM**

1206. ASPA BANDSONS AUTO (P) LTD (F201-9D-02),  
NEAR RAILWAY CROSSING,HIGOLI  
ROAD,WASHIM, - 444505  
PH :07252-233999.

**YAVATMAL**

1207. HIMALAYA CARS (4M01-4M-01), OPPOSITE  
RAUT PETROL PUMP, DARWHA ROAD,  
YAVATMAL, MAHARASHTRA - 445001  
PH :07232-249992.

**YEOLA**

1208. SEVA AUTOMOTIVES PVT LTD (BST1-BST-01),  
GAT NO. 65-A, PLOT NO. 41, AHMED  
NAGAR-MANMAD ROAD, NEAR TEHSIL OFFICE,  
YEOLA, TALUKA – YEOLA, DISTRICT – NASHIK,  
MAHARASHTARA. - 423401  
PH :259-266166.

**YEWAT**

1209. MAHALAXMI AUTOMOTIVES PVT. LTD.  
(AZA1-AZA-01), SOLAPUR PUNE NATIONAL  
HIGHWAY, SAHAJAPUR, YEWAT, TALUKA:  
DAUND, DISTT: PUNE (MAHARASHTRA). -  
412202  
PH :9881254892.

**MANIPUR**

**CHURACHANDPUR**

1210. EASTERN MOTORS (BBE1-BBE-01), HMUIA  
VENG,TEDDIM ROAD, CHURACHANDPUR,  
MANIPUR - 795128  
PH :03874235969, 9862555472.

**IMPHAL**

1211. EASTERN MOTORS (7401-74-01),  
CHINGMEIRONG EAST, IMPHAL, MANIPUR  
PH :0385-330856, 226816/2056962.  
1212. EASTERN MOTORS (7401-74-02), NH,39,  
CHINGMEIRONG, WEST, IMPHAL. - 795010  
PH :0385-2422152.

**THOUBAL**

1213. EASTERN MOTORS (BJL1-BJL-01), THOUBAL  
ATHOKPAM KHUNOU, NEAR D.C. OFFICE  
COMPLEX, THOUBAL, MANIPUR - 795138  
PH :9862662225.

**MEGHALAYA**

**BHOIRYMBONG**

1214. RANI MOTORS (CHP1-CHP-01), VILLAGE –  
UMROI MADAN, DISTRICT – RI BHOI,  
MAGHALAYA. - 793103  
PH :9774478281, 9856007619.

**JOWAI**

1215. RANI MOTORS (3I01-3I-01), LADTHADLABHO,  
OPP. PWD OFFICE, JOWAI, DIST - JAINTIA  
HILLS, MEGHALAYA - 793150  
PH :03652-204025.

**KHILIEHRIAT**

1216. BANALARI WORLD CARS (8502-PZ-03),  
JOWAI-SICHAH ROAD, MEGHALAYA,  
KHILIEHRIAT - 793150  
PH :9856299493.

**MAWNGAP**



| DEALER WORKSHOP (AS ON 01.01.2018 ) |   |  |  |
|-------------------------------------|---|--|--|
| 1217.                               | BANALARI WORLD CARS (CBK1-CBK-01), LAITPYNTER, SHILLONG NONGTION ROAD, MAWNGAP, DIST.-EAST KHASI HILLS, MEGHALAYA. - 793121<br>PH :9774537902, 9615101743.                    |  |  |
| <b>NONGPOH</b>                      |   |  |  |
| 1218.                               | RANI MOTORS (8501-TN-05), NEAR D.T.O. OFFICE, G.S. ROAD, NONGHPOH, RIBHOI DISTT. - 793102<br>PH :977401910/9774012380.  |  |  |
| <b>NONGSTOIN</b>                    |   |  |  |
| 1219.                               | RANI MOTORS (8501-0P-04), OPP.IRANI PETROL PUMP, NEW NONGSTEIN, DISTRICT-WEST KHASI HILLS ,MEGHALAYA - 793119<br>PH :9883022955.  |  |  |
| <b>SHILLONG</b>                     |   |  |  |
| 1220.                               | BANALARI WORLD CARS (8502-85-01), MAWLAI NONGKWAR, G.S. ROAD, SHILLONG - 793017<br>PH :364-2575045 / 09436111128.   |  |  |
| 1221.                               | RANI MOTORS (8501-85-01), SUNNY HILLS, GARIKHANA, G.S.ROAD, SHILLONG - 793014<br>PH :0364-241581 .  |  |  |
| 1222.                               | RANI MOTORS (8501-85-02), MAWBLEI, NH-44, SHILLONG JOWAI ROAD, MEGHALAYA. - 793021<br>PH :364-2535189, 2231287.   |  |  |
| <b>UMSAW</b>                        |   |  |  |
| 1223.                               | BANALARI WORLD CARS (CHZ1-CHZ-01), UMSAWKHWAN RAID MAWBUH, MYLLIEM SYIEMSHIP, RI BHOI DISTRICT, MEGHALAYA. - 793123<br>PH :8974818017.  |  |  |
| <b>MIZORAM</b>                      |   |  |  |
| <b>AIZAWL</b>                       |   |  |  |
| 1224.                               | H.B. MOTORS (9102-91-02), EDENTHAR, AIZAWL, MIZORAM. - 796007<br>PH :03832-340123.  |  |  |
| <b>NAGALAND</b>                     |   |  |  |
| <b>DIMAPUR</b>                      |   |  |  |
| 1225.                               | PROGRESSIVE MOTORS (3201-32-01), OPPOSITE AIRPORT, N.H.39, DIMAPUR KOHIMA ROAD, DIMAPUR - 797112<br>PH :03862-30987, 30992.   |  |  |
| <b>KOHIMA</b>                       |   |  |  |
| 1226.                               | PROGRESSIVE MOTORS (3201-4N-02), NH-39, NEARI INDIAN OIL PETROL PUMP, BELOW NAGA HOSPITAL, KOHIMA - 797001<br>PH :03862-230987.   |  |  |
| <b>MOKOKCHUNG</b>                   |   |  |  |
| 1227.                               | PROGRESSIVE MOTORS (CGL1-CGL-01), SUNGKONNMEN ROAD – 798 601, MOKOKCHUNG, NAGALAND.<br>PH :9643998612.  |  |  |
| <b>ORISSA</b>                       |   |  |  |
| <b>ANANDAPUR</b>                    |   |  |  |
| 1228.                               | JYOTE MOTORS PVT LTD. (CIU2-CIU-01), KHATA NO. 246/407, PLOT NO. 76, P.S. – GHASIPURA, MOUZA – SUDUSUDIA, DISTRICT – KEONJHAR, ANANDPUR, ODISHA . - 758021<br>PH :9776615001. |  |  |
| <b>ANGUL</b>                        |   |  |  |
| 1229.                               | ODYSSEY MOTORS PVT. LTD. (W101-W1-01), AT/PO KULAD (NEAR NALCO CPP PLANT), KANDASAR, NALCO NAGAR, ANGUL (DISTT: ANGUL). - 759145<br>PH :06764-221079, 221669.                 |  |  |
| <b>BALASORE</b>                     |   |  |  |
| 1230.                               | JYOTE MOTORS PVT LTD (L501-L5-01), PLOT NO. 276, GANESHWARPUR-NH-5, POST-JANUGANJ VIA REMUNA, DIST. -BALASORE - 756019<br>PH :6782-2302200.                                   |  |  |
| <b>BARGARH</b>                      |   |  |  |
| 1231.                               | ODYSSEY MOTORS (P) LTD (D401-SJ-04), AT/PO -BARGARH, NH-6, DISTT.-BARGARH, ORISSA - 768028<br>PH :06646 -246533.  |  |  |
| <b>BARIPADA</b>                     |   |  |  |
| 1232.                               | JYOTE MOTORS PVT LTD (L501-RQ-02), PLOT NO. 90/523/904, SWARUP VILLA, NH-5, BARIPADA - 757001<br>PH :6792-211200.   |  |  |
| <b>BERHAMPUR</b>                    |   |  |  |
| 1233.                               | SKY AUTOMOBILES (E203-E2-01), PLOT NO.80/1191 DHARMA NAGAR, MAIN ROAD, BERHAMPUR - 760002<br>PH :7381266000.  |  |  |
| 1234.                               | SKY AUTOMOBILES (E203-E2-02), PLOT NO. 876, WESTERN ROW NH-5, KONISI HATO, VILLAGE – KONISI, BERHAMPORE, GANJAM, ODISHA. - 761008<br>PH :7381266000.                          |  |  |
| <b>BHADRAK</b>                      |   |  |  |
| 1235.                               | JYOTE MOTORS PVT LTD. (I201-IZ-01), PLOT NO. 14/4837, KHATA NO. 1345/1087, TRISHALPUR, CHARMPA, BHADRAK , ODISHA - 756101<br>PH :9776615001.                                  |  |  |
| <b>BHAVANIPATNA</b>                 |   |  |  |
| 1236.                               | LEGEND CARS PVT. LTD. (SW01-TB-02), NH-201, KESINGA ROAD, BHAWANIPATNA - 766001<br>PH :06670 -233345.   |  |  |
| <b>BHUBANESWAR</b>                  |   |  |  |
| 1237.                               | JYOTE MOTORS PVT LTD (0402-04-01), A-62, NAYAPALLI,NEAR CRPF SQUARE, BHUBANESWAR - 751003<br>PH :0674-2436829.  |  |  |
| 1238.                               | NARAYANI MOTORS PVT LTD (0403-04-01), 217, CUTTACK ROAD, JHARPARA, BHUBANESWAR - 751008<br>PH :0674-572872, 873.  |  |  |
| 1239.                               | SKY AUTOMOBILES (0404-04-01), PLOT NO. -435/1866, NEAR KIIT SQUARE PATIA, BHUBNESHWAR. - 751022<br>PH :674-2725912/2725992.   |  |  |
| 1240.                               | NARAYANI MOTORS PVT LTD (0403-04-02), PLOT NO 56 AND 57,RASULGARH, BHUBANESHWAR, ODISHA - 751010<br>PH :0674-2588476.   |  |  |
| 1241.                               | JYOTE MOTORS PVT LTD (0402-04-04), PLOT NO. 22 & 23, SECTOR-A, ZONE-D, MANCHESWAR INDUSTRIAL ESTATE AREA, BHUBANESHWAR. - 751010<br>PH :7064499362.                           |  |  |
| <b>BOLANGIR</b>                     |   |  |  |
| 1242.                               | ODYSSEY MOTORS (P) LTD (D401-MW-03), NH-201, MADHIAPALI, SAMBHALPUR ROAD, BOLANGIR, ORISSA - 767001<br>PH :6652-230031.   |  |  |
| <b>CHANDIKHOLE</b>                  |   |  |  |
| 1243.                               | SKY AUTOMOBILES (BXL1-BXL-01), PLOT NO.285/3, SHANTI MANDAP MOUZA -SUNGUDA, TEHSIL-DARPPANI, PO CHANDIKHOL, DIST. -JAJPUR, ODISHA. - 755044<br>PH :9583000001.                |  |  |
| <b>CUTTACK</b>                      |   |  |  |
| 1244.                               | SKY AUTOMOBILES (6701-67-02), BHANPUR, NH-5, CUTTACK - 753011<br>PH :0671-2686527.  |  |  |
| <b>DEOGARH</b>                      |   |  |  |
| 1245.                               | ORBIT MOTORS (CBB1-CBB-01), KHATA NO. 270, OI MOUZA, DEOGARH, ODISHA - 768108<br>PH :9437081030.  |  |  |
| <b>DHENKENAL</b>                    |   |  |  |
| 1246.                               | SKY AUTOMOBILES (6701-4P-04), PLOT NO-136/1103, KATHAGARA , NEARASSAM OIL, NH-42, DHENKANAL. - 759001<br>PH :06762-243048-49.   |  |  |
| <b>JAJPUR</b>                       |   |  |  |
| 1247.                               | SKY AUTOMOBILES (6701-RZ-05), P.O JAHNA, P.S KORAI, KEONJHAR ROAD, JAJPUR, ORRISSA - 7553019<br>PH :06752-231323.   |  |  |
| <b>JALESWAR</b>                     |   |  |  |
| 1248.                               | JYOTE MOTORS PVT. LTD. (BXP1-BXP-01), KHATA NO. 422/744, PLOT NO. 2304 AT P.O. - NAYABAZAR, JALESWAR, DIST. - BALASORE, ODISHA. - 756032<br>PH :8599019867.                   |  |  |
| <b>JEYPORE</b>                      |   |  |  |
| 1249.                               | LEGEND CARS PVT. LTD. (SW01-SW-03), SOURAGUDA,JEYPORE,DISTT-KORAPUT,ORISS A,INDIA - 764001<br>PH :06854 -230624.  |  |  |
| <b>JHARSUGUDA</b>                   |   |  |  |
| 1250.                               | ODYSSEY MOTORS PVT LTD (BJU1-BJU-01), KHATA NO. 466/502, PLOT NO. 966, JHARSUGUDA TOWN, UNIT NO. 7, SARBAHAL P.S. JHARSUGUDA, ORISSA - 768201<br>PH :0663-4030011, 4075000.   |  |  |
| <b>KEONJHAR</b>                     |   |  |  |
| 1251.                               | JYOTE MOTORS PVT. LTD. (7U01-7U-01), NH 215, DHRUPADA, BARBIL ROAD, KEONJHAR. - 758001<br>PH :9776615001.   |  |  |
| <b>NAYAGARH</b>                     |   |  |  |
| 1252.                               | JYOTE MOTORS PVT LTD (0402-DC-02), PLOT NO. 1319/3750, KHANDAPADA, NAYAGARH - 752069<br>PH :06753-225394.   |  |  |
| <b>NIMAPARA</b>                     |   |  |  |
| 1253.                               | NARAYANI MOTORS PVT. LTD. (CFL1-CFL-01), PLOT NO. 345/1344, GANESH BAZAR, NIMAPARA, DISTRICT – PURI, ODISHA. - 752106<br>PH :9583001877.                                      |  |  |
| <b>PALLAHARA</b>                    |   |  |  |
| 1254.                               | ODYSSEY MOTORS PVT. LTD. (CHV1-CHV-01), KHATA NO. 260, PLOT NO. 998/3720, PAHALLARA, ODISHA. - 759119<br>PH :9439817308.  |  |  |
| <b>PARADEEP</b>                     |   |  |  |
| 1255.                               | NARAYANI MOTORS PVT LTD (OE01-OE-01), PLOT NO. 1438, UDAYA VIHAR, NEAR DO CHOWKI SQUARE, PARADEEP, ODISHA. - 754141<br>PH :9583022020.  |  |  |
| <b>PURI</b>                         |   |  |  |
| 1256.                               | NARAYANI MOTORS (4Q01-4Q-01), PLOT NO.1797/2449, KHATA NO.187A/32, AT. BATAMANGLA,PO HAREKRISHNAPUR, BATAGAON, PURI, ODHISA - 752002<br>PH :06752-231323.                     |  |  |
| <b>RAIRANGPUR</b>                   |   |  |  |

DEALER WORKSHOP (AS ON 01.01.2018 )

1257. JYOTE MOTORS PVT. LTD. (CES1-CES-01),  
PLOT NO.1077/2466, PURNAGHATI,  
RAIRANGPUR, DISTT: MAYURBHANJ, ODISHA -  
757048  
PH :8599019867.

ROURKELA

1258. ORBIT MOTORS (8701-87-01), VEDVYAS, NEAR  
PAAHADI BAR, ROURKELA,ORRISA - 769041  
PH :0661-2660777.

SAMBALPUR

1259. ODYSSEY MOTORS (P) LTD (D401-D4-01),  
AINTHAPALI, SAMBALPUR, ORISSA - 768004  
PH :0863-522102 - 03 -04-05.

SUBARNAPUR

1260. ODYSSEY MOTORS PVT. LTD. (BUK1-BUK-01),  
KHATA NO. 32, MOUZA – SANJHINIK, SONEPUR  
(ALSO KNOWN AS SUBARNAPUR), DISTRICT –  
SUBARNPUR, ODISHA - 767017  
PH :9439314464.

PONDICHERRY

PONDICHERRY

1261. SHENBAKA CARS PRIVATE LIMITED  
(9601-96-01), 133/1A, MOOLAKULAM,  
VILLUPURAM MAIN ROAD, PONDICHERRY -  
605010  
PH :0413-2293391/92/93.

PUNJAB

ABOHAR

1262. TARA AUTOMOBILES (H501-H5-01), SHREE  
GURU JAMBHESHWAR CHOWK, MALOUT  
SHREE GANGA NAGAR BYPASS, ABOHAR,  
PUNJAB - 152116  
PH :01634-28313-14.

AJNALA

1263. SWANI MOTORS PVT. LTD. (CBP1-CBP-01),  
KHASRA NO. 71, AJNALA-AMRITSAR ROAD,  
VILLAGE - BHARKA TARA SINGH, TEHSIL -  
AJNALA, DISTRICT - AMRITSAR, PUNJAB. -  
143102  
PH :1858-220401.

AMRITSAR

1264. JAYCEE MOTORS (1702-17-01), 274 EAST  
MOHAN NAGAR, G.T.ROAD, AMRITSAR - 143006  
PH :0183-581334, 581335.  
1265. RISHABH FOURWHEELS PVT. LTD.  
(1703-17-01), ADARSH SOAP COMPLEX, BATALA  
ROAD, AMRITSAR - 143004  
PH :0183-2263369.  
1266. SWANI MOTORS LTD. (1701-17-01), 81,COURT  
ROAD, AMRITSAR - 143001  
PH :0183-400404.,

ANANADPUR SAHIB

1267. C M AUTOSALES (OF01-OF-01), VILLAGE  
MIYANPUR, NAINA DEVI ROAD, ANANDPUR  
SAHIB,TEHSIL ANANDPUR SAHIB, DISTT.  
ROPAR,PUNJAB - 140123  
PH :9592916811.

BALACHAUR

1268. LOVELY AUTOS (XV01-XV-01), NEAR  
MCDONALD – GHUGGI JUNCTION), VPO-GARHI  
KANUGO, NAWANSHAHR CHANDIGARH  
HIGHWAY, CHANDIGARH ROAD, BALACHAUR,  
DISTRICT-S.B.S NAGAR, PUNJAB  
(NAWANSHAHR) - 144521  
PH :9878427910.

BANGA

1269. LOVELY AUTOS (3503-MS-03),  
NAWASEHAR-JALANDHAR ROAD, BANGA -  
144505  
PH :7355580557.

BANUR

1270. TRICITY AUTOS PVT. LTD. (BRT1-BRT-01),  
SANDHU MARKET NEAR SALES TAX BARRIER,  
BANUR RAJPURA HIGHWAY, BANUR, PUNJAB -  
140601  
PH :01762-660880.

BARNALA

1271. MAX AUTOS (4S01-4S-01), NR. HANDIYAN  
CHOWK,MANSA BYE PASS,BARNALA,PUNJAB -  
151001  
PH :01679-285022, 9216529220.

BATALA

1272. PATHANKOT VEHICLEADES PVT. LTD.  
(A701-V5-05), NEAR VMS INSTITUTE, SAID  
MUBARAK, GT ROAD, BATALA - 143505  
PH :01871-246246, 246245.

BHADSON

1273. HIRA AUTOMOBILES (BAG1-BAG-01), VILLAGE  
CHASWAL, NABHA ROAD, BHADSON - 147202  
PH :8872034034, 9217048236.

BHAGTA BHAI KA

1274. TARA AUTOMOBILES (BHG1-BHG-01), NEAR  
SARPANCH HOUSE, BHAGTA BHAI KA,  
DISTRICT – BHATINDA. - 151206  
PH :8437030666.

BHATINDA

1275. TARA AUTOMOBILES (7002-70-01), MANSA  
ROAD, OPP. L.T.I, BATHINDA - 151001  
PH :0164-2235349, 50.

BHIKHIWIND

1276. RISHABH FOURWHEELS PVT. LTD.  
(BPK1-BPK-01), KHASRA NO. 67/3/2, 4/1, 7/2, 8/1,  
8/2, PIND BHIKHIWIND, TEHSIL – PATTI,  
DISTRICT – TARN TARAN, PUNJAB. - 143303  
PH :9914708577.

BHOGPUR

1277. LOVELY AUTOS PVT. LTD. (BRU2-BRU-01),  
KHASRA NO. 31/114, 17/2 18/2 23, MAIN  
JALANDHAR-PATHANKOT HIGHWAY,OPP- AJIT  
PALACE, BHOGPUR - 144201  
PH :9872030006.

BHULATH

1278. LOVELY AUTOS (CHB1-CHB-01), WARD NO. 1,  
NADALA-BEGOWAL ROAD, VPO BHULATH,  
DISTRICT – KAPURTHALA, PUNJAB.  
PH :9876541065, 8288050777.

CHUNNI KALAN

1279. HOSHIARPUR AUTOMOBILES (CFG1-CFG-01),  
NEAR RAJINDER MOTORS,  
SIRHIND-CHANDIGARH ROAD, VILLAGE  
CHUNNI, DIST. FATEHGARH SAHIB. - 140307  
PH :1763-248005, 9815131766.

DASUYA

1280. HOSHIARPUR AUTOMOBILES (H402-8D-04),  
OPP CHEEMA PETROL PUMP, G.T. ROAD,  
DASUYA - 144205  
PH :9872312371.

DERABASSI

1281. AUTOPACE NETWORK (P) LTD (0705-AW-02), AT  
NH-2, NEAR DERABASSI, TOLL  
BARRIER-DERABASSI - 140507  
PH :9815011669.

DEVIGARH

1282. HIRA AUTOMOBILES (OG01-OG-01), CHANNA  
MOUR, PEHOWA PATIALA ROAD, DEVIGARH,  
DISTT. PATIALA (PUNJAB). - 147111  
PH :0175-2631152.

FARIDKOT

1283. MAPSKO AUTO INDIA PVT. LTD. (4U02-4U-01),  
FARIDKOT- KOTKAPURA ROAD, FARIDKOT,  
PUNJAB - 151204  
PH :01639- 253001.

FAZILKA

1284. TARA AUTOMOBILES (H501-4V-03), NH-10,  
NEAR SARVHITKARI BAL VIDYA MANDIR,  
FAZILKA - 152116  
PH :01638-260213.

FEROZEPUR

1285. BABA AUTOS (7C01-7C-01), MOGA ROAD,  
FEROZEPUR CANTT - 152002  
PH :8872013211.

GARHSHANKAR

1286. HOSHIARPUR AUTOMOBILES (H402-V4-02),  
OPP. COURT, CHANDIGARH ROAD,  
GARHSHANKAR, DIST. HOSHIARPUR - 144527  
PH :9872487800.

GIDDARBAHA

1287. HIRA AUTOMOBILES (AUA1-AUA-01), NEAR  
BHARU CHOWK, BATHINDA-MALOUT ROAD,  
GIDDERBAHA, DISTT. SRI MUKTSAR SAHIB  
(PUNJAB) - 152101  
PH :01637-231510.

GORAYA

1288. LOVELY AUTOS (BJR1-BJR-01), NEAR MILAN  
PALACE, G.T. ROAD, GORAYA - 144409  
PH :01826-261001.

GURDASPUR

1289. PATHANKOT VEHICLEADES PVT. LTD.  
(A701-4X-03), V.P.O. BABRI NH-15, DIST.  
GURDASPUR - 143521  
PH :01874-247245, 247246.  
1290. PATHANKOT VEHICLEADES PVT. LTD.  
(A701-4X-06), VPO - JEEWANWAL BABRI, NH-15,  
GURDASPUR (PUNJAB) - 143521  
PH :01874-247244.

HOSHIARPUR

1291. HOSHIARPUR AUTOMOBILES (H402-H4-01),  
SINGRIWALA, JALLANDHAR ROAD,  
HOSHIARPUR, - 146001  
PH :9815131766,9915095786.

JAGRAON

1292. SANDHU AUTOMOBILES (6206-LT-05),  
NATIONAL HIGHWAY-64, JAGRAON - 142026  
PH :01624-258558 ,9876727296.

JAITU

1293. MAPSKO AUTO INDIA PVT. LTD. (YX02-YX-01),  
NEAR CANAL, BATHINDA ROAD, JAITO,  
DISTRICT – FARIDKOT. - 151202  
PH :7347000520.

JALALABAD

1294. TARA AUTOMOBILES (H501-8E-02), F.F. ROAD,  
NEAR THANA SADAR, JALALABAD - 152024  
PH :01638-252913.

JALANDHAR

1295. LOVELY AUTOS (3503-35-01), DR. AMBEDKAR  
CHOWK, JALANDHAR CITY - 144001  
PH :0181-237001, 02.  
1296. STAN AUTOS PVT LTD (3504-35-01), OPP DPS  
SCHOOL, G.T. ROAD, JALANDHAR - 144010  
PH :0181-3952521.

JANDIALA MANJKI

| DEALER WORKSHOP (AS ON 01.01.2018 ) |   |                         |  |
|-------------------------------------|---|-------------------------|--|
| 1297.                               | LOVELY AUTO (BJS1-BJS-01), SANT MARKET, JANDIALA-BUNDALA ROAD, VILLAGE – JANDIALA MANJKI, TEHSIL – NOORMAHAL, DISTRICT – JALANDHAR, PUNJAB. - 144033<br>PH :7087439797. | 1306.                   | GULZAR MOTORS LTD. (6204-62-01), G.T.ROAD, DHOLEWAL, OPP. MILITARY CARMP, LUDHIANA - 141003<br>PH :0161-534953, 534952, 543704, 5.   |
| <b>JANDIALAGURU</b>                 |   | 1307.                   | LIBRA AUTO CAR CO. LTD (6207-62-01), G.T. ROAD, NEAR AIRPORT, LUDHIANA - 141020<br>PH :0161-2512701, 03.   |
| 1298.                               | BABA AUTOS (7C01-GL-03), GT ROAD, NEAR TARN TARAN BYE PASS, JANDIALA GURU - 143115<br>PH :8872013029.   | 1308.                   | LIBRA AUTO CAR CO. LTD (6207-62-02), G.T ROAD, NEAR AIRPORT, LUDHIANA - 141020<br>PH :0161-2512701, 03.  |
| <b>KAHNUWAN</b>                     |   | 1309.                   | SANDHU AUTOMOBILES (6206-62-01), DHOLEWAL CHOWK, LINK ROAD, LUDHIANA - 141203<br>PH :0161-2534514, 2535107.  |
| 1299.                               | PATHANKOT VEHICLEADES PVT. LTD. (CGM1-CGM-01), KHASRA NO 606, VPO-KAHNUWAN, THE. & DISTT. GURDASPUR. - 143528<br>PH :8288993301.  | 1310.                   | STAN AUTOS PVT LTD (6203-62-01), G.T.ROAD, NEAR SHERPUR CHOWK, LUDHIANA - 141003<br>PH :0161-542300, 545800.   |
| <b>KAPURTHALA</b>                   |   | 1311.                   | STAN AUTOS PVT LTD (6203-62-04), HAMBRAN ROAD, LUDHIANA - 141001<br>PH :0161-2304487.  |
| 1300.                               | STAN AUTOS PVT LTD (3504-4Z-03), SIDHU COMPLEX, CIRCLE ROAD - KAPURTHALA, PUNJAB - 144602<br>PH :01822-8872000288, 8872006618, 9779623949.                              | 1312.                   | SWANI MOTORS SERVICES PVT. LTD. (6208-62-01), 523, G.T.ROAD, NEAR DHANDHARI RLY STATION, LUDHIANA - 141010<br>PH :0161-2510583, 2510883.   |
| <b>KHANNA</b>                       |   | 1313.                   | STAN AUTOS (6203-62-06), OPP. BHAI BALA GURUDWARA SAHIB OPP. PAKHOWAL ROAD, LUDHIANA - 141008<br>PH :9257243406.   |
| 1301.                               | SANDHU AUTOMOBILES PVT. LTD. (N301-N3-01), VILLAGE-KAUNI, NEAR GILL. PETROL PUMP, GT ROAD, KHANNA, DIST. -LUDHIANA, PUNJAB. - 141401<br>PH :1858-220401.                | 1314.                   | SWANI MOTORS SERVICES PVT. LTD. (6208-62-02), GILL ROAD, NEAR CANAL BRIDGE, LUDHIANA - 141003<br>PH :0161-5092244.   |
| <b>KHARAR</b>                       |   | 1315.                   | SWANI MOTORS SERVICES PVT. LTD. (6208-62-03), KHASRA NO. 114, 118, 119, 121/1/1, 121/2/1 OF VILLAGE-THREEKE, HADBAST NO. 156, AYALI CHOWK, FEROZEPUR ROAD, LUDHIANA, PUNJAB. - 141003<br>PH :0161-2802074, 7355825175. |
| 1302.                               | CM AUTOSALES PVT. LTD. (7K01-JH-03), NH-95, MORINDA ROAD,KHANPUR, KHARAR. DIST. MOHALI - 140301<br>PH :9915022878.  | 1316.                   | STAN AUTOS PVT LTD (6203-62-07), B-32/751 JALANDHAR BYE PASS CHOWK NEAR SABJI MANDI, LUDHIANA. - 141005<br>PH :8872640004.   |
| <b>KILANWALI</b>                    |   | 1317.                   | STAN AUTOS PVT LTD (6203-62-08), PLOT NO. 3, HB NO. 261, GIASPURA, GT ROAD (NEAR DHANDARI RAILWAY STATION), LUDHIANA, PUNJAB - 141014<br>PH :0161-5043044,8872640004..   |
| 1303.                               | HIRA AUTOMOBILES (BFV1-BFV-01), GT ROAD (NH NO. 09), NEAR GURU NANAK COLLEGE, KILANWALI, TEHSIL – MALOUT, DISTRICT – MUKTSAR SAHIB. - 151211<br>PH :8872034131.         | <b>MACHIWARA</b>        |  |
| <b>KOTKAPURA</b>                    |   | 1318.                   | SANDHU AUTOMOBILES (6206-9T-03), SAMRALA ROAD, MACHIWARA, NEAR SHEEVA MARRIAGE PALACE - 141115<br>PH :01628-250577.  |
| <b>LALRU</b>                        |   | <b>MAHILPUR</b>         |  |
| 1305.                               | UTOPACE NETWORK PVT. LTD (BRJ1-BRJ-01), VILLAGE – LALRU, DERA BASSI, SAS NAGAR MOHALI, PUNJAB. - 140501<br>PH :7347000518.  |                         |  |
| <b>LUDHIANA</b>                     |   |                         |  |
| 1319.                               | HOSHIARPUR AUTOMOBILES (H402-DD-05), NEAR NEW BUS STAND, CHANDIGARH ROAD, MAHILPUR, DIST. HOSHIARPUR - 146105<br>PH :9914720424.  | <b>MALERKOTLA</b>       |  |
|                                     |   | 1320.                   | MAX AUTOS (CCI1-CCI-01), MALERKOTLA-LUDHIANA MAIN ROAD, VILLAGE - BHOGIWAL, MALERKOTLA, DIST.-SANGRUR, PUNJAB. - 148023<br>PH :9814403131, 9056903131.   |
|                                     |   | <b>MALOUT</b>           |  |
| 1321.                               | HIRA AUTOMOBILES LTD. (6302-LE-05), TINKONI CHOWK, NEAR LIC BUILDING, MALOUT - 152107<br>PH :01637-299524, 264724.  | <b>MANDI GOBINDGARH</b> |  |
| 1322.                               | HOSHIARPUR AUTOMOBILES (U903-U9-01), PLOT GOYAL MOTORS, NEAR YES BANK, MANDI SIRHIND ROAD, NH-1, MANDIGOBINDGARH, PUNJAB. - 147301<br>PH :0176- 5523628, 9914119292.    | <b>MANSA</b>            |  |
| 1323.                               | TARA AUTOMOBILES (7002-TL-02), BALATA ROAD, NEAR ARVIND NAGAR, MANSA , PUNJAB - 151505<br>PH :01652-216042.   | <b>MOGA</b>             |  |
| 1324.                               | REMIRA MOTORS PVT. LTD. (H602-H6-01), INDUSTRIAL AREA, OPPOSITE ITI, GT ROAD, MOGA. - 142001<br>PH :234475, 7087025402.   | <b>MOHALI</b>           |  |
| 1325.                               | STAN AUTOS PVT LTD (L104-L1-01), PLOT NO.C-89, INDUSTRIAL AREA, PHASE-7, MOHALI - 160059<br>PH :0172-5020786, 5044849, 5020739.   | 1326.                   | CM AUTOSALES PVT. LTD. (0706-L1-03), PLOT NO. B-64, INDUSTRIAL AREA PHASE-7, MOHALI – PUNJAB - 140110<br>PH :8284800597.   |
|                                     |   | <b>MUKERIAN</b>         |  |
| 1327.                               | HOSHIARPUR AUTOMOBILES (IP01-IP-01), VILL. TALWANDI KALAN, GT ROAD, MUKERIAN - 144211<br>PH :8727951100.  | <b>MUKTSAR</b>          |  |
| 1328.                               | HIRA AUTOMOBILES LTD. (6302-J8-03), BHAI COMPLEX, MALOUT ROAD, MUKTSAR, PUNJAB - 152026<br>PH :64842.   | <b>MULLANPUR</b>        |  |
| 1329.                               | SANDHU AUTOMOBILES (YY01-YY-01), OPPOSITE DHAKA ROAD, FEROZEPUR ROAD, MULLANPUR - 141101<br>PH :8437025969.   | <b>NABHA</b>            |  |
| 1330.                               | HIRA AUTOMOBILES LTD. (6302-UF-06), RADHA SWAMI ROAD, NABHA - 147201<br>PH :8437602800 ,9217048403.   | <b>NAKODAR</b>          |  |
| 1331.                               | LOVELY AUTOS (3503-5B-04), JALANDHAR ROAD, NEAR MALARI GATE, NAKODAR - 144040<br>PH :7355554666, 9915028603.  | <b>NANGAL</b>           |  |
| 1332.                               | CM AUTOSALES PVT. LTD. (7K01-8F-02), PLOT#36,AJOLI MOR, FOCAL POINT INDUSTRIAL AREA, NAPA NANGAL ,PUNJAB - 140126<br>PH :9915022897.                                    | <b>NAWANSHAHR</b>       |  |
| 1333.                               | LOVELY AUTOS (3503-J7-02), NAWANSHAHR CHANDIGARH ROAD, VILL.- LANGROHA, DISTT:- NAWANSHAHR, PUNJAB - 144514<br>PH :7355560006.  | <b>PATHANKOT</b>        |  |
| 1334.                               | PATHANKOT VEHICLEADES PVT. LTD. (A701-A7-01), NEAR MAMOON CHOWK, DALHOUSIE ROAD, PATHANKOT, - 145001<br>PH :0186-47273.   | 1335.                   | PATHANKOT VEHICLEADES PVT. LTD. (A701-A7-04), NEAR A. B. COLLEGE, PATAHANKOT - 145001<br>PH :0186-2233701, 9417900828.   |
|                                     |   | <b>PATIALA</b>          |  |
| 1336.                               | HIRA AUTOMOBILES LTD. (6302-63-04), C-20 & C-45, FOCAL POINT, PATIALA, PUNJAB - 147001<br>PH :0175-2232377.   | 1337.                   | HIRA AUTOMOBILES LTD. (6302-63-01), 13-B, FACTORY AREA, PATIALA - 147001<br>PH :0175-2360131, 2360132, 2360562.  |
| 1338.                               | HIRA AUTOMOBILES (6302-63-07), D-1A, INDUSTRIAL FOCAL POINT, PATIALA (PUNJAB). - 147001<br>PH :0175-2232295, 2232296.   | 1339.                   | ATELIER AUTOMOBILES PVT. LTD. (6303-63-01), VILLAGE MITHUMAJRA, RAJPURA-PATIALA ROAD, NEAR CASABA RESORT, PATIALA - 147001<br>PH :7527000106.  |
|                                     |   | <b>PATRAN</b>           |  |
| 1340.                               | HIRA AUTOMOBILES LTD. (6302-V3-02), NARWANA ROAD, PATRAN, PUNJAB, - 147105<br>PH :01764-244445, 245788.   | <b>PHAGWARA</b>         |  |

**DEALER WORKSHOP (AS ON 01.01.2018 )**

1341. STAN AUTOS PVT LTD (3504-5C-02), PLOT NO-62, INDUSTRIAL AREA, NEAR JCT BRIDGE LUDHIANA - 141001  
PH :01824-508067.

**POHIR**

1342. STAN AUTO (8203-XS-05), NEAR AHMEDGARH BYE PASS, POHIR, DISTRICT-LUDHIANA - 148101  
PH :0161-2885500, 2885100.

**RAIKOT**

1343. SANDHU AUTOMOBILES PVT. LTD. (XT01-XT-01), BARNALA BY PASS ROAD, RAIKOT - 141109  
PH :8437700026.

**RAJPURA**

1344. HIRA AUTOMOBILES LTD. (HK01-HK-01), VILLAGE BADHAK, RAJPUR PATIALA ROAD, RAJPURA - 140401  
PH :01762-244881-84.

**RAMPURA PHUL**

1345. TARA AUTOMOBILES (XR01-XR-01), RAMPURA -BARNALA ROAD, RAMPURA PHUL - 151103  
PH :01651-266643.

**RAYYA**

1346. RISHABH FOURWHEELS PVT. LTD. (CAK1-CAK-01), NH-1, GT ROAD RAYYA, TEHSIL – BABA BAKALA, DISTRICT – AMRITSAR. - 143112  
PH :9914708577.

**ROPAR**

1347. CM AUTOSALES PVT. LTD. (7K01-7K-01), CHANDIGARH ROPAR ROAD, ROPAR - 140001  
PH :9915022802.

**SANGRUR**

1348. MAX AUTOS (G401-G4-01), DHURI ROAD, SANGRUR, - 148024  
PH :1672-239627.

**SHAHKOT**

1349. LOVELY AUTOS (BHT1-BHT-01), PUBLIC SCHOOL ROAD, SHAHKOT, DISTRICT – JALANDHAR, PUNJAB.  
PH :8437936811.

**SIRHIND**

1350. HOSHIARPUR AUTOMOBILES (TF03-TF-01), KHEWAT KHATONI NO. 802/1049 & 821/1070 KHEWAT KHAS NO. 431/2/1 (1-0), BESIDE SBI BANK, BASSI ROAD, SIRHIND, TEHSIL AND DISTRICT – FATEHGARH SAHIB - 140406  
PH :01763-224466.

**SULTANPUR LODHI**

1351. STAN AUTO (3504-ZY-04), NEAR TALWADI BRIDGE, TALWANDI ROAD, SULTANPUR LODHI, DISTRICT -KAPURTHALA - 144626  
PH :01828-224222.

**TALWANDI SABOO**

1352. TARA AUTOMOBILES (ON01-ON-01), TALWANDI RAMA MAIN ROAD, NEAR VILLAGE-JAJJAL, RAMAMANDI,TALWANDI SABO, BHATINDA - 1551302  
PH :9646691047, 8437008666.

**TALWARA**

1353. HOSHIARPUR AUTOMOBILES (H402-LR-07), DAM ROAD, NEAR KALI MATA MANDIR, VILLAGE-NAGAR, TALWARA, PUNJAB - 144216  
PH :01883-238899, 295699, 9501084500.

**TANDA**

1354. HOSHIARPUR AUTOMOBILES (H402-DE-06), VILL.PULPUKHATA, MIANI ROAD, TANDA - 144203  
PH :8427648484.

**TARAGARH**

1355. PATHANKOT VEHICLEADES PVT. LTD. (BVC1-BVC-01), VILLAGE - RAHIMPUR, VPO-TARAGARH, TEHSIL & DISTT. PATHANKOT, PIN-143534, HIMACHAL PRADESH  
PH :9986639963.

**TARN TARAN**

1356. JAYCEE MOTORS (BLP1-BLP-01), VILLAGE – KAKKA, KANDIALA, NEAR SANDHU PETROL PUMP, AMRITSAR ROAD, TARAN TARAN, PUNJAB - 143401  
PH :9780188456.

**ZIRA**

1357. BABA AUTOS (7C01-GK-02), FEROZEPUR ROAD, ZIRA - 142047  
PH :8437700230.

**ZIRAKPUR**

1358. TRICITY AUTOS (9M01-9M-01), PATIALA HIGHWAY,VILLAGE - NABHA, ZIRAKPIR, PUNJAB - 140603  
PH :9878359054.

**RAJASTHAN**

**ABU ROAD**

1359. NAVNEET MOTORS (OQ01-OQ-01), PLOT NO. E-26, RIICO AMBAJI INDUSTRIAL AREA, PALANPUR HIGHWAY, ABU ROAD DISTT. SIROHI - 307026  
PH :7665000995.

**AJMER**

1360. AJMER AUTO AGENCIES PVT. LTD. (B201-B2-01), SRINAGAR ROAD,AJMER (RAJASTHAN) - 305001  
PH :0145-2426468.

1361. RELAN MOTORS (B203-B2-01), NEAR BIRLA WATER TANK, PARABATPURA BYEPASS, AJMER - 305001  
PH :9251057111.

1362. RELAN MOTORS (B203-B2-02), F-243 RIICO INDUSTRIAL AREA, PALRA, AJMER - 305001  
PH :9251019000.

1363. AJMER AUTO AGENCIES PVT. LTD. (B201-B2-05), KHASRA NO.343/2, 344, 345, 347 GHUGHRA GHATI, JAIPUR ROAD, AJMER. - 305001  
PH :9610684602.

**ALWAR**

1364. M.G. MOTORS (F901-F9-01), MUKESH GENERAL FINANCE COMPANY, ROAD NO. 2, NEAR MEO BOARDING, ALWAR - 301001  
PH :0144-732236.

**BAGRU**

1365. PREM MOTORS PVT. LTD. (US02-US-01), JAIPUR-AJMER HIGHWAY, BAGRU, DISTRICT-JAIPUR - 303007  
PH :141-2865921.

**BALOTRA**

1366. L.M.J.SERVICES LTD (6502-9G-05), JODHPUR BALOTRA ROAD,BALOTRA, RAJASTHAN - 344022  
PH :02988-220958.

**BANSWARA**

1367. NAVNEET MOTORS (X903-X9-01), NEAR J.C. MILL,OPPOSITE AKASHWANI,DAHOD ROAD,BANSWARA - 327001  
PH :02962-201123.

**BARAN**

1368. BHATIA & COMPANY (6101-PM-03), BESIDE OJHA METAL, ATRU ROAD, BARAN - 325205  
PH :07453-230312.

**BARMER**

1369. L.M.J.SERVICES LTD (6502-SH-06), G-216, RIICO INDUSTRIAL AREA, BARMER - 344001  
PH :2982-224641.

**BASSI**

1370. PREM MOTORS PVT. LTD. (VF02-VF-01), MOHAN PURA BASSI, JAIPUR, RAJASTHAN - 303301  
PH :8058794085.

**BEHROR**

1371. M G MOTORS (FQ01-FQ-01), B-168, RIICO INDUSTRIAL AREA, PHASE-II, OPP. APEX TUBE, BEHROR, DISTT: ALWAR. - 301701  
PH :8003165999.

**BHARATPUR**

1372. TM MOTORS PVT. LTD. (SJ01-SJ-01), BRIJ VIHAR COLONY.,MADARPUR ROAD,BHARATPUR,RAJASTHAN - 321001  
PH :5644-226156.

**BHILWARA**

1373. CHAMPION CARS (E302-E3-01), CHITTORGARH ROAD, BHILWARA, RAJASTHAN. - 311001  
PH :1482-513147.

1374. LOHIA AUTOMOBILES (E301-E3-01), AJMER ROAD,NEAR OCTROI POST,BHILWARA - 311001  
PH :1482-28061, 36934, 51419.

1375. LOHIA AUTOMOBILES (E301-E3-03), PLOT NO. H-11, EVERGREEN TEXTILE PARK, RIICO INDUSTRIAL AREA, PUR ROAD, BHILWARA – 311 001  
PH :9887063862, 8003193522.

**BHIWADI**

1376. FORTUNE CARS (9H01-9H-01), OPP. INDAG RUBBER,MAIN ROAD ,BHIWADI - 301019  
PH :1493-645678.

1377. FORTUNE CARS (9H01-9H-02), F-458-C,RIICO,INDUSTRIAL AREA,BHIWADI - 301019  
PH :1493-645682.

**BIJOLIA**

1378. LOHIA AUTOMOBILES (E301-UA-02), R/O GOLDEN CORRIDOR, OPP. ASHOK LEYLAND W/S, CHITTOR-BIJOLIA HIGHWAY, BIJOLIA, DIST. -BHILWARA - 311602  
PH :9602515000.

**BIKANER**

1379. AUDI MOTORS LTD (7101-71-01), OPP. URMUL DAIRY PLANT,GANGANAGAR ROAD,BIKANER - 334004  
PH :0151-522831, 61846.

1380. AUDI MOTORS LTD (7101-71-04), JAIPUR BYE PASS,BIKANER - 334004  
PH :141-2793924-7.

1381. AUDI MOTORS LTD (7101-71-05), OPP. AVYYAPPA TEMPLE, K. K. COLONY, BIKANER - 334003  
PH :151-2230384.

**BILARA**

1382. L.M.J.SERVICES LTD (BZB1-BZB-01), BANGANGA MOD, JODHPUR ROAD, BILARA , RAJASTHAN - 342602  
PH :8094011126.

**BUNDI**

| DEALER WORKSHOP (AS ON 01.01.2018 ) |  |   |  |                  |   |
|-------------------------------------|--|---|--|------------------|---|
| 1383.                               | BHATIA & COMPANY (6101-EF-02),<br>13-16B,INDUSTRIAL ESTATE,KOTA - 323301<br>PH :0747-2445457.  | 1394.   | NAVNEET MOTORS (4902-GP-02), G-71,<br>INDUSTRIAL AREA, DUNGARPUR - 314001<br>PH :2964-233788.  | 1404.            | VIPUL MOTORS LTD. (1102-11-01),<br>F-124A,MALVIYA INDUSTRIAL AREA,MALVIYA<br>NAGAR,JAIPUR - 302017<br>PH :0141-523339, 520405.  |
| <b>CHAKSU</b>                       |  | <b>FATEHNAGAR</b>   |  | 1405.            | VIPUL MOTORS LTD. (1102-11-05), 29,<br>INDUSTRIAL AREA, JHOTWARA, JAIPUR -<br>302012<br>PH :0141-5194200.   |
| 1384.                               | K.P. AUTOMOTIVES (P) LTD. (1104-JM-03), TONK<br>ROAD, CHAKSU - 303901<br>PH :1429-243517.  | 1395.   | TECHNOY MOTORS INDIA PVT. LTD.<br>(4903-SV-03), PLOT NO.15, FATENAGAR<br>SANWAR ROAD, UDAIPUR-CHITTORGARH<br>HIGHWAY NO.76, FATEHNAGAR-313205 DISTT.<br>UDAIPUR - 313205<br>PH :2955-220002.                           | 1406.            | K.P. AUTOMOTIVES (P) LTD. (1104-11-06),<br>GROUND FLOOR, ORBIT MALL, AJMER ROAD,<br>JAIPUR, RAJASTHAN - 302006<br>PH :141-4079999.  |
| <b>CHIRAWA</b>                      |  | <b>GOVINDGARH</b>   |  | 1407.            | PREM MOTORS PVT. LTD. (1112-11-01), PLOT<br>NO. E101(A, VKI, JAIPUR - 302039<br>PH :141-3055563.  |
| 1385.                               | AUDI MOTORS LTD. (SY02-SY-01), NEAR PILANI<br>CIRCLE, LOHARU ROAD, STATE HIGHWAY-8,<br>CHIRAWA - 333026<br>PH :8696543583.                                     | 1396.   | SANGA AUTOMOBILES PVT. LTD.<br>(BTC1-BTC-01), KHASRA NO. 540, RAKBA 1.15<br>HECTARE, VILLAGE – SHYAM NAGAR, NH-52,<br>JAIPUR-SIKAR ROAD, GOVINDGARH, TEHSIL –<br>CHOMU, DISTRICT – JAIPUR. - 303712<br>PH :9772210909. | 1408.            | SATNAM MOTOCORP PVT. LTD. (1113-11-01),<br>PLOT NO. E-524, SITAPURA INDUSTRIAL AREA,<br>JAIPUR – 302 022, RAJASTHAN. - 302022<br>PH :0141-2771623.  |
| <b>CHITTORGARH</b>                  |  | <b>GUDHAGORJI</b>   |  | 1409.            | KTL PVT. LTD. (1114-11-01), PLOT NO. 13B,<br>JHOTWARA INDUSTRIAL AREA, JAIPUR. -<br>302012<br>PH :0141-2345222.   |
| 1386.                               | BHATIA & COMPANY (K901-K9-01), PLOT NO.<br>1001/1-1002/1,NIMBAHERA<br>ROAD,CHITTORGARH - 312001<br>PH :1472-235299.  | 1397.   | AUDI MOTORS PVT. LTD. (CGC1-CGC-01),<br>BHORKI ROAD, GUDHAGORJI, DISTRICT –<br>JHUNJHUNUN, RAJASTHAN. - 333022<br>PH :8875009044.  | <b>JAISALMER</b> |   |
| <b>CHOMU</b>                        |  | <b>HANUMANGARH</b>  |  | 1410.            | LMJ SERVICES (5L01-SL-01), PLOT NO.36, 37,<br>MAHESH REFUGEE COLONY,HDC SOCIETY,<br>DABLA ROAD, JAISALMER (RAJASTHAN) -<br>345001<br>PH :9314223963.                                      |
| 1387.                               | SANGA AUTOMOBILES PVT. LTD.<br>(HW01-HW-01), OPPOSITE POWER HOUSE,<br>MORIJA ROAD, CHOMU - 303702<br>PH :01423-223102.   | 1398.   | AUDI MOTORS LTD (7101-S7-03), JUNCTION<br>TOWN ROAD,HANUMANGARH - 335512<br>PH :01552-231295.  | <b>JALORE</b>    |   |
| <b>CHURU</b>                        |  | <b>HINDAUN</b>  |  | 1411.            | SHRI KRISHNA AUTOSALES PVT. LTD.<br>(VD01-VD-01), KHASRA NO.8809/2816, 2623,<br>INDUSTRIAL AREA, JALORE-BHINMAL ROAD,<br>JALORE - 343001<br>PH :9001893669.                               |
| 1388.                               | AUDI MOTORS PVT LTD (MD03-MD-01), NEAR<br>OTO OFFICE, JAIPUR ROAD, CHURU - 331001<br>PH :8875009044.   | 1399.   | FORTUNE CARS (A UNIT OF JYOTI<br>AUTOMOBILES PVT LTD) (S002-S0-01), KHASRA<br>NO. 737, VILLAGE – PATTI NARAINPUR, NEAR<br>HANUMAN MANDIR, HINDAUN-MAHWA ROAD,<br>HINDAUN. - 322230<br>PH :8875005912.                  | <b>JHALAWAR</b>  |   |
| <b>DAUSA</b>                        |  | <b>JAIPUR</b>   |  | 1412.            | BHATIA & COMPANY (6102-RV-02), OPP. BALAJI<br>KI CHHATRI, KHEL CIRCULAR STADIUM, BUS<br>STAND ROAD, JHALAWAR - 326001<br>PH :07432-234009.  |
| 1389.                               | VIPUL MOTORS LTD. (1102-FM-03), AGRA<br>JAIPUR ROAD, DAUSA - 303303<br>PH :1427-222158.  | 1400.   | K.P. AUTOMOTIVES (P) LTD. (1104-11-01), E-198,<br>SANGANER INDUSTRIAL<br>AREA,MANSAROVAR,JAIPUR - 302020<br>PH :0141-445534, 35, 36, 442605.   | <b>JHUNJHUNU</b> |   |
| <b>DEOLI</b>                        |  | 1401.   | PREM MOTORS PVT. LTD. (1112-11-02), 12<br>13,SUDARSHANPURA INDUSTRIAL AREA,<br>JAIPUR - 302006<br>PH :141-0141-2213065/2216229.  | 1413.            | AUDI MOTORS (FN03-FN-02), E1-2,<br>AUTOMOBILES SERVICE SECTOR, RIICO<br>INDUSTRIAL AREA, PHASE-2, SIKAR JAIPUR<br>ROAD, JHUNJHUNU. - 333001<br>PH :01592-2250024.                         |
| 1390.                               | K.P. AUTOMOTIVES (P) LTD. (Z001-Z0-01),<br>KOTA- JAIPUR HIGHWAY, NH-12, DEOLI - 304804<br>PH :9549651778.  | 1402.   | SANGA AUTOMOBILES (1110-11-01), SECTOR<br>35, PRATAP NAGAR,SANGANER, JAIPUR -<br>302033<br>PH :141-4110200.  | <b>JOBNER</b>    |   |
| <b>DEVGARH</b>                      |  | 1403.   | SANGA AUTOMOBILES (1110-11-03), CHOKDI<br>HAWALI SHAHAR, SHIRKI SHAHAR, NEAR<br>IDGAH, BILOCHOYAN MOHALLA, DELHI ROAD,<br>JAIPUR - 302002<br>PH :141-3050400.  | 1414.            | PREM MOTORS PVT. LTD. (BRD1-BRD-01),<br>KHASRA NO. 758 & 754, BABER WALON KI<br>DHANI, JOBNER, TEHSIL – PHULERA, DISTRICT<br>– JAIPUR, RAJASTHAN - 303328<br>PH :1475-214999, 8058794094. |
| <b>DIDWANA</b>                      |  | <b>JODHPUR</b>  |  |                  |   |
| 1392.                               | SHRI MANGALAM AUTO PVT. LTD. (FT03-FT-01),<br>KHASRA NO. 73, NEAR CHOTI DEVI SCHOOL,<br>LADNU ROAD, DIDWANA, DISTRICT – NAGAUR.<br>- 341303<br>PH :7231912912. | 1415.   |  |                  |   |
| <b>DUDU</b>                         |  | L.M.J.SERVICES LTD (6502-65-01), PRATAP<br>NAGAR,JODHPUR - 340002<br>PH :0291.28158, 33205.   |  |                  |   |
| 1393.                               | PREM MOTORS PVT. LTD. (BRY1-BRY-01),<br>KHASRA NO.1107 & 1108, OPPOSITE POWER<br>HOUSE SERVICE LANE, NH-8, DUDU. - 303008<br>PH :8058411181.                   | 1416.   |  |                  |   |
| <b>DUNGURPUR</b>                    |  | L.M.J.SERVICES LTD (6502-65-04), OPP TO RFC<br>OFFICE,NEW POWER HOUSE ROAD,JODHPUR -<br>342003<br>PH :0291-2617772.   |  |                  |   |
|                                     |  | 1417.   |  |                  |   |
|                                     |  | SRI KRISHNA AUTOSALES PVT LTD<br>(6503-65-01), 32-A,HEAVY INDUSTRIAL AREA,NR<br>FCI GODOWNS, JODHPUR - 342005<br>PH :0291-2748405.                                      |  |                  |   |
|                                     |  | 1418.   |  |                  |   |
|                                     |  | L.M.J.SERVICES LTD (6502-65-09), B-8,9,10,<br>MARUDHAR INDUSTRIAL AREA, PHASE 1,<br>BASNI, JODHPUR - 342008<br>PH :8094011147.  |  |                  |   |
|                                     |  | 1419.   |  |                  |   |
|                                     |  | L.M.J.SERVICES LTD (6502-65-0C), 21/1, PAL<br>MAIN BALOTRA ROAD, NEAR D.P.S. CIRCLE,<br>JODHPUR - 342002<br>PH :293-2256177.  |  |                  |   |
|                                     |  | <b>KAPRAIN</b>  |  |                  |   |
|                                     |  | 1420.   |  |                  |   |
|                                     |  | BHATIA & COMPANY (A UNIT OF BHATIA<br>CORPORATION PVT. LTD.) (BGG1-BGG-01),<br>MEGA HIGHWAY ROAD, NEAR PETROL PUMP,<br>KAPRAIN DISTT. BUNDI - 323301<br>PH :9001027933. |  |                  |   |
|                                     |  | <b>KEKRI</b>  |  |                  |   |
|                                     |  | 1421.   |  |                  |   |
|                                     |  | AJMER AUTO AGENCIES PVT. LTD.<br>(B201-GZ-03), KOTA SAWAR ROAD,KEKRI -<br>305404<br>PH :01467-222398.   |  |                  |   |
|                                     |  | <b>KISHANGARH</b>   |  |                  |   |
|                                     |  | 1422.   |  |                  |   |
|                                     |  | FORTUNE CARS (9H01-TU-03), KISHANGARH<br>BIWADI HIGHWAY, NEAR KISHANGARH,<br>DISTRICT ALWAR - 301405<br>PH :1460-243323.  |  |                  |   |
|                                     |  | <b>KOTA</b>   |  |                  |   |
|                                     |  | 1423.   |  |                  |   |
|                                     |  | BHATIA & COMPANY (6101-61-01), 13-16<br>B,INDUSTRIAL ESTATE, KOTA - 324007<br>PH :0744-451367, 22373, 26469.  |  |                  |   |
|                                     |  | 1424.   |  |                  |   |
|                                     |  | BHATIA & COMPANY (6102-61-01), AUTO<br>MOBILE ZONE,G-11/12 INDUSTRIAL AREA,<br>KOTA - 324005<br>PH :0744-2439006.   |  |                  |   |
|                                     |  | 1425.   |  |                  |   |
|                                     |  | BHATIA & COMPANY (6101-61-04),<br>3(K),CHAMBAL INDUSTRIAL<br>AREA,KOTA,RAJASTHAN - 324007<br>PH :9413350336.  |  |                  |   |
|                                     |  | 1426.   |  |                  |   |
|                                     |  | BHATIA & COMPANY (6101-61-05), E-46,<br>CHAMBAL INDUSTRIAL AREA, KOTA - 324007<br>PH :0744-6450918.   |  |                  |   |
|                                     |  | 1427.   |  |                  |   |
|                                     |  | BHATIA & COMPANY (6101-61-06), PLOT NO.<br>E-222, ROAD NUMBER 5, INDRAPRASTHA<br>INDUSTRIAL AREA, KOTA, RAJASTHAN. -<br>324005<br>PH :7446451110.                       |  |                  |   |

**DEALER WORKSHOP (AS ON 01.01.2018 )**

**KOTPUTLI**

1428. PREM MOTORS PVT. LTD. (MH09-MH-01), NH-8, BUCHARA COLONY, OPP. SHAKTI VIHAR, KOTPUTLI, JAIPUR - 303108  
PH :8058794312.

**KUCHAMAN**

1429. SHRI MANGALAM AUTO PVT. LTD. (VA02-VA-01), SUDARSHAN NAGAR, BURSUA ROAD, KHASRA NO.148, KUCHAMAN. - 341508  
PH :9849518518.

**MAHWA**

1430. VIPUL MOTORS PVT. LTD. (BKZ1-BKZ-01), KHASRA NO.37/384, BHARATPUR ROAD BYE-PASS, N.H.-11, MAHWA, DISTT. DAUSA (RAJASTHAN) - 321608  
PH :9887447928.

**MAKRANA**

1431. SHRI MANGALAM AUTO PVT. LTD. (CFX1-CFX-01), KHASRA NO. 609/4, NEAR BAJAJ SHOWROOM, MANGLANA ROAD, MAKRANA, DISTRICT - NAGAUR. - 341505  
PH :7231913913.

**MALPURA**

1432. K.P. AUTOMOTIVES (P) LTD. (BLB1-BLB-01), PLOT NO.07, SHRI KALYAN NAGAR COLONY, JAIPUR-KEKRI ROAD, MALPURA - 304502  
PH :9549656456.

**NAGAUR**

1433. SHRI MANGLAM AUTO PVT. LTD. (HL03-HL-01), KHASRA NO. 1479/982 & 1478/83, BIKANER ROAD, NAGAUR.  
PH :01582-2242828, 242400,9116007210.

**NAINWA**

1434. BHATIA & COMPANY (-), UNIARA ROAD, OPP: PETROL PUMP, NAINWA, DIST. KOTA - 323801  
PH :9001027933.

**NASIRABAD**

1435. AJMER AUTO AGENCIES PVT. LTD. (B201-VB-04), CHAVANI BOARD NO:1613, HAWA CHAKKI, NASIRABAD ROAD, NASIRABAD, DISTT. AJMER - 305601  
PH :9314391011.

**NATHDWARA**

1436. LOHIA AUTOMOBILES (X201-TZ-02), NH-8, LAL BAG, NATHWARA, DISTRICT: RAJSAMAND - 313301  
PH :2953-234761.

**NEEM KA THANA**

1437. JAMU AUTOMOBILES (P) LTD (K701-TV-03), NEAR TOLL PLAZA, KOTPUTLI ROAD, NEEM KA THANA, SIKAR - 332713  
PH :1574-231575.

**NEEMRANA**

1438. FORTUNE CARS (A UNIT OF JYOTI AUTOMOBILES PVT LTD) (OP01-OP-01), F-42 & 42(B), PHASE-1, NEEMRANA, TEHSIL: BEHROR, DISTT. ALWAR - 301705  
PH :8875004356.

**NIWAI**

1439. K.P. AUTOMOTIVES (P) LTD. (BLA1-BLA-01), VANASTHALI CIRCLE, NEAR PRATEEK GAS AGENCY, TONK ROAD, NIWAI, DISTRICT – TONK. - 304021  
PH :9549656559.

**NOHAR**

1440. AUDI MOTORS LTD (VE02-VE-01), OPP. RAILWAY STATION, NOHAR, DISTRICT-HANUMANGARH - 335523  
PH :1555-220485.

**NOKHA**

1441. AUDI MOTORS LTD. (I501-I5-01), F-46, RIICO EXTENSION, NOKHA INDUSTRIAL AREA, NOKHA DISTT- BIKANER (RAJASTHAN) - 334803  
PH :8875010555.

**PALI**

1442. LMJ SERVICES (6502-J9-03), KHASRA NO. 771/1, JODHPUR PALI ROAD, PALI - 306401  
PH :2932-256277.

**PAOTA**

1443. K P AUTOMOTIVES PVT. LTD. (BRH1-BRH-01), PATTI SANKHYA 31, MISAL SANKHYA 89, NEAR BAMORIA PETROL PUMP, NH-8, PAOTA, RAJASTHAN. - 303106  
PH :9462686008.

**PISANGAN**

1444. AJMER AUTO AGENCIES PVT. LTD. (-), PLOT NO.11, SHIV VIHAR COLONY, MANGLIYAWAS ROAD, PISANGAN, DISTRICT – AJMER, RAJASTHAN. - 305204  
PH :9610684602.

**PRATAPGARH**

1445. BHATIA & COMPANY (PN01-PN-01), CHITTORGARH-PRATAPGARH ROAD, GRAM-BAMBOTARA, PRATAPGARH (RAJASTHAN) - 312605  
PH :9414397142.

**RAISINGHNAGAR**

1446. AUDI MOTORS (BHK1-BHK-01), PLOT NO. H-2, INDUSTRIAL AREA, RAISINGHNAGAR, DISTRICT – SRIGANGANAGAR - 335051  
PH :9982638516.

**RAJGARH**

1447. MG MOTORS (IY01-IY-01), ALWAR SIKANDRA MEGA HIGHWAY, VILLAGE DIGAWARA, TEHSIL RAJGARH DISTT. ALWAR - 301408  
PH :9001781777.

1448. AUDI MOTORS PVT. LTD. (CGD1-CGD-01), NH-65, OPP. BHAGAT SINGH CHOWK, RAJGARH DISTT. CHURU. - 331023  
PH :9982638516.

**RAJSAMAND**

1449. LOHIA AUTOMOBILES (X201-X2-01), BHILWARA ROAD,KHANKROLI,RAJSAMAND DISTT, RAJSAMAND - 313301  
PH :2952-320460.

**RAMGANJMANDI**

1450. BHATIA & COMPANY (BAZ1-BAZ-01), KHAIRABAD ROAD, KHASARA NO. 753, A.S.I COLONY, RAMGANJ MANDI - 326519  
PH :9414085790.

**RAWATBHATA**

1451. BHATIA & COMPANY (JQ01-JQ-01), NEAR INDIAN OIL PETROL PUMP, KOTA ROAD, RAWATBHATA , DIST. CHITTORGARH, RAJASTHAN. - 323307  
PH :1475-214999,9462719294.

**SAGWARA**

1452. TECHNOY MOTORS INDIA PVT. LTD. (CK01-CK-01), BANSWARA ROAD, CHUNGINAKA, NR. CENTRAL JAIL, SAGWARA, DUNGARPUR DISTT., RAJASTHAN - 314025  
PH :9530306910.

**SALUMBAR**

1453. NAVNEET MOTORS PVT. LTD. (BZH1-BZH-01), GANESH GHATI, BANSWARA ROAD, SALUMBAR, DISTRICT – UDAIPUR. - 313027  
PH :7665010167.

**SANCHORE**

1454. SHRI KRISHNA AUTO SALES PVT. LTD. (GY01-GY-01), PLOT NO. 217, KHASRA NO. 844, 865, 867, MANMOHAN SINGH PARK, NH-15, BARMER ROAD, SANCHORE, DIST.-JALORE. - 343041  
PH :9460551446.

**SAWAI MADHOPUR**

1455. PREM MOTORS PVT. LTD. (FY03-FY-01), PLOT NO.14, RIICO INDUSTRIAL AREA, KHERDA, SAWAI MADHOPUR - 322001  
PH :8058791638.

**SHAHUPURA**

1456. K.P. AUTOMOTIVES (P) LTD. (1104-NH-05), VILLAGE RAJUPURA, GRAM PANCHAYAT BIDARA,NH-8, SHAHPURA - 303103  
PH :8696934964.

**SIKAR**

1457. JAMU AUTOMOBILES (P) LTD (K701-K7-01), F-54,,JAIPUR ROAD (NH-11),SIKAR - 332001  
PH :1572-245515.

**SIROHI**

1458. NAVNEET MOTORS (4902-LK-03), PLOT NO. 8,BHADRANAGAR NAGAR, ANADRA ROAD, SIROHI - 307001  
PH :2972-222917.

**SOJAT**

1459. LMJ SERVICES LTD. (BW11-BWI-01), KHASRA NO. – 186/1, NH-8, NEAR ASHOK LEYLAND WORKSHOP, SARDARPURA, SOJAT , RAJASTHAN - 306104  
PH :306104.

**SRIGANGANAGAR**

1460. AUDI MOTORS LTD (U201-U2-01), NEW AUTOMOBILE MARKET,SURATGARH-HANUMANGARH ROAD, SRIGANGANAGAR - 335001  
PH :0154-2466225.
1461. AUDI MOTORS LTD (U201-U2-03), CHAK 1G CHOTI, NH15, SRIGANGANAGAR, RAJASTHAN - 335001  
PH :9982638516.

**SUJANGARH**

1462. AUDI MOTORS PVT. LTD. (BRB1-BRB-01), KHASRA NO.459/333, SALASAR ROAD, NEAR ANAJ MANDI, SUJANGARH , DISTT. CHURU - 331507  
PH :7665722860.

**SUMERPUR**

1463. L.M.J. SERVICES LTD. (6502-VC-08), G-14 JAKHAMATA INDUSTRIAL AREA, OPP. DASHEREA GROUND, SUMERPUR - 306902  
PH :02933 -274977,274978,9414411609.

**SURATGARH**

1464. AUDI MOTORS LTD (U201-LG-02), OPP, RELIANCE PETROL PUMP,NH-15, SURATGARH - 335804  
PH :1509-224227, 224228.

**TODABHIM**

1465. MG MOTORS (-), VILLAGE – GHAROLI, PANCHAYAT – SAKARWALA, TEHSIL – TODABHIM, DISTRICT – KARALI, RAJASTHAN - 321611  
PH :8003163999.

**TONK**

1466. K P AUTOMOTIVES PVT LTD (GM01-GM-01), F-94, RIICO INDUSTRIAL AREA, TONK , RAJASTHAN - 304001  
PH :8696925252.

**DEALER WORKSHOP (AS ON 01.01.2018 )**

**UDAIPUR**

1467. NAVNEET MOTORS (4901-49-01), 7 CITY STATION ROAD, UDAIPUR - 313001  
PH :0294-415143.
1468. NAVNEET MOTORS (4902-49-01), S-140, MADRI INDUSTRIAL AREA, OPP. BSNL OFFICE, UDAIPUR - 313002  
PH :0294-2494451-55.
1469. TECHNOY MOTORS INDIA PVT. LTD. (4903-49-02), NH-8, GOVERDHAN VILLAS, DEVALI, NEAR JEEVAN TARA RESORT, UDAIPUR - 313002  
PH :2955-220304.
1470. TECHNOY MOTORS INDIA PVT. LTD. (4903-49-04), KHASRA NO. 546, 547, 554 AND 555, NEAR CHITRAKOOT NAGAR, OPP. BHIRAVGARH HOTEL, SUKHER, TEHSIL – BADGAON, UDAIPUR, RAJASTHAN. - 313001  
PH :9530396896, 9530396878.

**SIKKIM**

**GANGTOK**

1471. ENTEL MOTORS (B901-B9-01), 6TH MILE, P.O.TADONG, GANGTOK, SIKKIM - 737102  
PH :3592-649125, 232341, 232059,.

**JORTHANG**

1472. ENTEL MOTORS (B901-ND-02), PIPEALEY ROHTAK, NEAR JNU SCHOOL, WEST SIKKIM, JORTHANG - 737121  
PH :3595-257030, 257020, 257089.

**TAMIL NADU**

**ANNUR**

1473. JAI KRISHNA AUTO SALES PVT. LTD (DN01-DN-01), SF NO.268/1B, OTTRAPALAYAM VILLAGE, OPP. TO KG SCHOOL, ANNUR, COIMBATORE (DIST), TAMILNADU - 641653  
PH :0422-04254-262744/ 9788850733.

**ARAKKONAM**

1474. GANESH CARS PVT. LTD. (BKQ1-BKQ-01), SURVEY NO. 556A/3, VILLAGE – ICHIPUDHUR, TALUKA – ARAKKONAM, VELLORE. - 631003  
PH :9842345399.

**ARIYALUR**

1475. PILLAI & SONS (EB01-EB-01), NO.1/1, NEAR ULAVAR SANTHAI, JAYAMKONDAM ROAD, ARIYALUR (TAMIL NADU). - 621704  
PH :9442281302/ 9442418751.

**ARNI**

1476. GANESH CARS PVT. LTD. (BKP1-BKP-01), DOOR NO. 1151/3, VELLORE MAIN ROAD, OPPOSITE TO HERO MOTORS SHOWROOM, RATNAMANGALAM BUS STOP, ARNI, THIRUVANAMALAI, TAMIL NADU. - 632301  
PH :9952608752.

**ATTUR**

1477. S.M.CAR PVT. LTD. (QT02-QT-01), SF NO. 351/10A, SALEM TO CHENNAI BY PASS ROAD, APPAMASAMDURAM, ATTUR, SALEM. - 636108  
PH :7094440030.

**AVADI**

1478. VISHNU CARS PVT. LTD. (5P01-5P-01), SURVEY NO. 148, 147/1F & 147/G, NO. 17 VILLAGE – KAVARAPALAYAM, CTH ROAD, AVADI, DISTRICT – THIRUVALLUR, CHENNAI, TAMIL NADU - 600054  
PH :9841429338.

**BHAVANI**

1479. AMBAL AUTO (H701-IG-05), NO.5/1072, LAKSHMI NAGAR, NH-47, VASAVI COLLEGE (P.O.), BHAVANI, ERODE (DIST), TAMIL NADU. - 638316  
PH :0424-2230408.

**CHENGALPATTU**

1480. AIE CARS PVT. LTD. (BBS1-BBS-01), PLOT NO. 98/1, PULIPAKKAM VILLAGE, CHENGALPETTU, DISTRICT-KACHEEPURAM, TAMIL NADU. - 603002  
PH :7299057387.

**CHENNAI**

1481. A.B.T LTD (1401-14-01), 102, MOUNT ROAD, GUINDY, CHENNAI - 600032  
PH :044-42254544, 42254554.
1482. A.B.T LTD (1401-14-05), A/A2, BHARANI STUDIO COMPLEX, DR. BHANUMATHI KRISHNA ROAD, 22, ARCOT ROAD, SALIGRAMMAM, CHENNAI - 600093  
PH :044-23650488, 23650490.
1483. A.B.T LTD (1401-14-06), NO. 1 & 2, VASANTHA PRESS, ROAD, OPPOSITE MALAR HOSPITAL, ADYAR, CHENNAI - 600020  
PH :044-24465814, 24465815.
1484. A.B.T LTD (1401-14-07), NO. 422, KOLAPERUMAL SCHOOL STREET, POONMA MALLE HIGH ROAD, CHENNAI - 600106  
PH :044-42267603, 42267621.
1485. A.B.T LTD (1411-14-01), 29, WALLS ROAD, OPP. ALBERT THEATER, EGMORE, AMBATTUR, CHENNAI - 600058  
PH :044-42281720/708.
1486. C.A.R.S. INDIA PVT LTD. (1403-14-01), 16 & 17 INDUSTRIAL ESTATE, AMBATTUR, CHENNAI - 600058  
PH :044-26359600, 42947900.

1487. C.A.R.S. INDIA PVT LTD. (1403-14-02), NO.17, LATTICE BRIDGE ROAD, ADYAR, CHENNAI - 600020  
PH :044-24461584, 24461584.

1488. C.A.R.S. INDIA PVT LTD. (1403-14-03), 4/321, OLD MAHABALIKPURAM RD., KOTTIVAKKAM, CHENNAI - 600040  
PH :44-43590914, 4294830.

1489. C.A.R.S. INDIA PVT LTD. (1403-FP-04), NO.503, G.N.T. ROAD, REDHILLS, CHENNAI - 600066  
PH :044-26323434/3737.

1490. C.A.R.S. INDIA PVT LTD. (1403-14-05), PLOT NO.- 80, BABU JAGAGEVAN RAM STREET, GERUGAMBAKKAM, CHENNAI - 600112  
PH :044-23821862/ 23821852.

1491. KAPICO MOTORS (INDIA) PVT. LTD (1420-14-03), PLOT NO. SP-35, 1ST MAIN ROAD, AMBATTUR INDUSTRIAL ESTATE, CHENNAI - 600058  
PH :044-43445000/45968000.

1492. KAPICO MOTORS (INDIA) PVT. LTD (1420-14-02), 5, THIRUMURUGAN ST, KOYAMBEDU, CHENNAI - 600107  
PH :044-64599892, 64599896.

1493. KHIVRAJ MOTORS LTD (1404-14-01), 623 MOUNT ROAD, CHENNAI - 600006  
PH :044-42269575.

1494. POPULAR VEHICLES & SERVICES LTD. (1410-14-01), NO.11, ARUNACHALAM ROAD, SALIGRAMAM, CHENNAI - 600093  
PH :044-65877973, 974, 975, 85610801, 802, 803, 804, 805, 806, 42138611.

1495. POPULAR VEHICLES & SERVICES LTD. (1410-14-02), OLD NO.155, NEW NO.123, PONRANJITHAM COMPLEX, MEDAVAKKAM MAIN ROAD, NEAR BUS TERMINUS, KEEKATTALAI, CHENNAI - 600117  
PH :044-64525444/64526444.

1496. POPULAR VEHICLES & SERVICES LTD. (1410-14-03), NO. 3, 200 RING ROAD, RETTERI JUNCTION, RETTERI, CHENNAI - 600099  
PH :044-64626410/ 64626411.

1497. VISHNU CARS (1427-14-02), 176/1, LUZ CHURCH ROAD, NEAR KAMADHENU THEATRE MYLAPORE, CHENNAI - 600004  
PH :044-24661973/74/75.

1498. VISHNU CARS (1427-14-01), NO. 91, GST ROAD, ALWITONE ESTATE, BEHIND LAXMI THEATRE, PALLAVARAM, CHENNAI - 600043  
PH :044-40175555.

1499. KHIVRAJ MOTORS LTD (1404-14-03), SURVEY NO. A1& A2, SIDCO INDUSTRIAL ESTATE, GUINDY, CHENNAI - 600032  
PH :044-43542303/05/06.

1500. ABT LTD (1401-14-0D), NO.2/170, ECR ROAD, INJAMBAKKAM, CHENNAI TAMIL NADU. - 600041  
PH :044-24490585/86, 42281700, 42281749.

1501. AIE CARS (A UNIT OF A.I. ENTERPRISES (P) LTD.) (1484-14-01), PLOT NO.1,2,3 & 4, SURVEY NO.91/2, B1, A2 & B, NEELANKARAI, EAST COAST ROAD, CHENNAI - 600115  
PH :044-30193020/30193019.

1502. RAJALAKSHMI CARS (1486-14-01), OLD DOOR NO.89, NEW DOOR NO.20, GRAND NELLORE TRUNK ROAD, MADHAVARAM, CHENNAI . - 600060  
PH :044-33015454/ 8939995454.

1503. KHIVRAJ MOTORS PVT. LTD. (1480-14-02), PLOT NO.119 & 120, ELECTRICAL & ELECTRONICS INDUSTRIAL ESTATE, PERUNGUDI, CHENNAI - 600096  
PH :44-9043019626/ 7092033013.

1504. KAPICO MOTORS (INDIA) PVT. LTD (1420-14-04), NO.225, JAWAHARLAL NEHRU ROAD, KOYAMBEDU, CHENNAI - 600107  
PH :044-42069000-23.

1505. ABT LTD (1401-14-0E), NO. 1/132, RAJEEV GANDHI SALAI, SHOLINGANALLUR, DISTRICT – CHENNAI, TAMIL NADU. - 600119  
PH :044-24502185-87.

1506. VISHNU CARS PVT. LTD. (1427-14-03), 4/13 LOYAL GARDEN, KALAHATHAMMAN KOVIL STREET, RAMAPURAM, CHENNAI, TAMIL NADU. - 600089  
PH :8754440002/ 9677244332.

1507. VISHNU CARS PVT. LTD. (1487-14-01), NO.203 TO 206 MOUNT POONAMALLE ROAD, KATTUPAKKAM, CHENNAI - 600056  
PH :26792961/ 26792962.

1508. VISHNU CARS PVT. LTD. (1487-14-02), NO.120, MAMBAKKAM MAIN ROAD, MEDAVAKKAM, CHENNAI - 600100  
PH :9840929994/ 9840944478.

1509. VISHNU CARS PVT. LTD. (1427-14-04), NEW S. NO. 314/1B1A, PALLAVARAM – THORAIPAKKAM RADIAL ROAD, NEAR OLD CHETTINADU CEMENT GOWDOWN, KEELAKATTALAI, CHENNAI. - 600117  
PH :9940057775.

1510. VISHNU CARS PVT. LTD. (1427-14-06), PLOT NO. 4, MORISON 4 STREET, ALANDUR, CHENNAI. - 600016  
PH :044-32531117.

1511. RAJALAKSHMI CARS PVT. LTD. (1486-14-02), OLD NO. 27, NEW NO. 22A, ALAPAKKAM MAIN ROAD, MADURAVOYAL, CHENNAI. - 600095  
PH :044-43870090, 893999541.

1512. KAPICO MOTORS (INDIA) PVT. LTD (1420-14-06), PLOT NO. G30, 3RD MAIN ROAD, 9TH STREET, AMBATTUR INDUSTRIAL ESTATE, DIAGONALLY TO TELEPHONE EXCHANGE, CHENNAI. - 600058  
PH :7401930335.

**CHEYGAR**

**DEALER WORKSHOP (AS ON 01.01.2018 )**

1513. GANESH CARS PVT. LTD. (BUD1-BUD-01), NO.16, KANCHEEPURAM ROAD, CHEYYAR, TIRUVANNAMALAI DISTT. - 604407  
PH :9787689339.

**COIMBATORE**

1514. A.B.T LTD (4101-41-05), LAKSHMI THEATRE BUILDING, T.S. NO. 1199/2, TS WARD NO. 3, KEMPATTY COLONY, SOUTH UKKADAM, COIMBATORE - 641001  
PH :0422-4232660, 4232666.
1515. A.B.T LTD (4101-41-06), 744, PULIYAKULAM ROAD, P.N. PALAYAM, COIMBATORE - 641037  
PH :0422-4232588, 4232550.
1516. A.B.T LTD (4101-41-08), 15/55-C, ALAGESAN ROAD (EAST), METTUPALAYAM ROAD, COIMBATORE - 641043  
PH :0422-228155.
1517. A.B.T LTD (4101-41-0A), NO 49, PANKAJA MILL ROAD, OPP INDIAN EXPRESS OFFICE, RAMANATHAPURAM, COIMBATORE - 641045  
PH :0422-4516000, 4390434.
1518. AMBAL AUTO (4103-41-01), IYER HOSPITAL PREMISES, TRICHY ROAD, COIMBATORE - 641005  
PH :0422-3075000, 3075001.
1519. AMBAL AUTO (4103-41-03), 555, NSR ROAD, SAIBABA COLONY, COIMBATORE - 641011  
PH :0422-3075211, 3075203..
1520. AMBAL AUTO (4103-41-08), SF-94, SATHY MAIN ROAD, VISWASAPURAM, SARAVANNAMPATTI, COIMBATORE, - 641013  
PH :0422-3075800.
1521. AMBAL AUTO (4103-41-07), NO 44, KANNUSAMY GOUNDER STREET, OORGOUNDER THOTTAM, SANGANUR, COIMBATORE - 641027  
PH :0422-2331646.
1522. JAIKRISHNAA AUTOSALES PVT. LTD. (4107-41-01), 8/60-C&8/62-D, METTUPALAYAM ROAD, G.N.MILLS POST , NEARJOHNBOSCO CHURCH,COIMBATORE - 641029  
PH :0422-4519140.
1523. JAIKRISHNAA AUTOSALES PVT. LTD. (4107-41-02), DOOR NO. 48, KAMARAJAR ROAD, LAKSHMIPURAM, PEELAMEDU, COIMBATORE, TAMIL NADU - 641004  
PH :0422-4383220.
1524. AMBAL AUTOMOBILES (4103-41-0C), SENGUPTA STREET, RAM NAGAR, COIMBATORE, - 641009  
PH :0422-3009600/ 3009602.
1525. SREE SARADHAMBAL AUTOMOBILES PVT. LTD. (4103-41-0D), 98/1 VILANKURICHI MAIN ROAD, THANEER PANDAL ROAD, COIMBATORE - 641004  
PH :0422-2511773.

1526. JAIKRISHNAA AUTOSALES PVT. LTD. (4107-OH-04), NO.12/190 SRKV PORT, MTR ROAD, P.N. PALAYAM, COIMBATORE - 641020  
PH :0422-698899.
1527. AADHI CARS PVT. LTD. (4108-41-01), NO.176/2, SATHYAMANGALAM ROAD, SARAVANAPATTI, COIMBATORE - 641035  
PH :8754009117/ 8754045977.
1528. ABT LTD (4101-41-0D), 36-A GANDHI NAGAR, SUNDARAPURAM, COIMBATORE (DIST) COIMBATORE - 641024  
PH :9994408618/ 9500911243.
1529. AADHI CARS PVT. LTD. (4108-41-02), NEAR KOVAI MEDICAL CENTRE & HOSPITAL, AVINASHI ROAD, CIVIL AEORODROME POST, CHINNIYAMPALAYAM, COIMBATORE - 641004  
PH :8754045421/ 8754045443.
1530. AADHI CARS PVT. LTD. (4108-41-03), NO.71, OLD SRIRAM THEATRE COMPLEX, MARUDHA MALAI MAIN ROAD, VADAVALLI, COIMBATORE - 641041  
PH :0422-3000211/ 3000204.
1531. AADHI CARS PVT. LTD. (4108-41-04), PLOT NO.295, RADHA RANI THEATER COMPLEX, NEAR JAYASHANTHI THEATER, TRICHY ROAD, ONDIPUDUR, COIMBATORE:- - 641005  
PH :4000777.
1532. SREE SARADHAMBAL AUTOMOBILES PVT. LTD. (4103-41-0E), PLOT NO. 210, PALAKAD ROAD, BK PUDUR, COIMBATORE, TAMIL NADU. - 641008  
PH :9047077775.

**COONOOR**

1533. AMBAL AUTOMOBILES (3G01-3G-01), 78 E, BRINDAVAN SCHOOL ROAD, CONOOR, NILGRIS DIST- TN - 643102  
PH :0423-2202254.

**CUDDALORE**

1534. A.B.T LTD (5G01-SQ-01), K. V. SUBRAMANIAM NAGAR, CHIDAMBARAM MAIN ROAD, CUDDALORE O. T - 607003  
PH :04142-227699, 227599..

**DHARAPURAM**

1535. AMBAL AUTO (H701-QN-04), OPP. TO ANJANEYAR TEMPLE, NEAR FIVE CORNER, MADURAI ROAD, DHARAPURAM - 638656  
PH :04258-301107/ 301103.

**DHARMAPURI**

1536. SRI AMMAN CARS INDIA PVT. LTD. (7Q01-SR-02), NEAR COLLECTOR BUNGALOW, OLD HOSUR ROAD, JETTTHALLI (PO), DHARMAPURI , TAMILNADU - 636807  
PH :04342-233933.

**DINDIGUL**

1537. PLA MOTORS (S401-S4-01), NO. 5, TRICHY MADURAI BY PASS ROAD, NH-45, DINDIGUL - 624001  
PH :0451-3098300.

**EDAYARPALAYAM**

1538. SREE SARADAMBAL AUTOMOBILES PVT. LTD. (CJk1-CJk-01), SITE NO. 2, SY. NO. 404/1A1, THADAGAM ROAD, TVS NAGAR, EDAYARPALAYAM, COIMBATORE. - 641025  
PH :9047011791.

**ERODE**

1539. SREE SARADHAMBAL AUTOMOBILES PVT. LTD. (H701-H7-01), 23/1, PERUND, URAI ROAD, ERODE, - 638011  
PH :0424-3056600/ 3056602.

**GOBICHETTIPALAYAM**

1540. SREE SARADHAMBAL AUTOMOBILES PVT. LTD. (H701-QM-03), NO. 318, CUTCHERY, GOBICHETTIPALAYAM - 638476  
PH :04285-302001/ 302005.

**GUDUVANCHERY**

1541. VISHNU CARS (BAD1-BAD-01), 52, THAILAVARAM VILLAGE, BEHIND HOTEL PATTIKADU, GUDUVANCHERRY, KANCHEEPURAM DISTT. - 603203  
PH :9500121553/ 9677122225.

**GUMMIDIPOONDI**

1542. RAJALAKSHMI CARS PVT. LTD. (BIZ1-BIZ-01), PLOT NO. F-13, SURVEY NO. 262/2, SIPCOT INDUSTRIAL COMPLEX, VILLAGE – PAPPANAKUPPAM, GUMMIDIPONNDI, THIRUVALLUR - 601201  
PH :044-27922060, 8939995454, 8939853972.

**HARUR**

1543. SRI AMMAN CARS INDIA PVT. LTD. (AAV1-AAV-01), 429/9, HARUR SALEM MAIN ROAD, HARUR POST, DHARMAPURI, TAMIL NADU - 636903  
PH :9790004273/ 9790004279.

**HOSUR**

1544. SRI AMMAN CARS INDIA PVT. LTD. (7Q01-7Q-01), P.O.- PERANDAPALLI,NH-7, KRISHNAGIRI MAIN ROAD, HOSUR, TAMILNADU - 635109  
PH :4344-260277.

**IDAPPADI**

1545. THRIVENI CAR COMPANY PVT LTD. (HI01-HI-01), SURVEY NO.330/3B1B, AVANI PERUR KILMUGAM VILLAGE, IDAPPADI DISTT. SALEM - 637101  
PH :04283-222300.

**KANCHEEPURAM**

1546. GANESH CARS PVT.LTD (C601-JA-02), ANBU NAGAR, DHIMMA SAMUDRAM POST, NEAR VELLA GATE, CHENNAI BANGALORE NH-4, KANCHEEPURAM - 631502  
PH :044-67275222/2727771.

**KARAIKUDI**

1547. A.B.T LTD (4202-HX-05), 42-43 KOVILLOOR ROAD, OPP. TNSTC DEPOT - 630302  
PH :04565-232484, 232486..

**KARUR**

1548. A.B.T.LTD (K401-K4-01), SF NO. 529/1, SALEM BY PASS,ROAD, VENGAMEDU CIRCLE, SEMMADAI - 639002  
PH :04324-222261/62/63.

**KATPADI**

1549. GANESH CARS (C601-APA-04), 170/2B THIRUVALLAM ROAD, ARUMPARUTHI VILLAGE, KATPADI, VELLORE DISTT. - 632004  
PH :9842313139/ 9842333061.

**KINATHUKADAVU**

1550. AADHI CARS PVT. LTD. (BB1-BBI-01), NO.212, KAMARAJ NAGAR, SOLAVALAM PALAYAM PANJAAYATH, KINATHUKADAVU DISTT. COIMBATORE (T.N.) - 642109  
PH :0422-3000506/ 3000505.

**KOTAGIRI**

1551. AADHI CARS PVT. LTD. (BAS1-BAS-01), SURVEY NO.89/79, OOTY MAIN ROAD, KOTAGIRI, DISTT. NILGIRIS, TAMIL NADU. - 643217  
PH :8754045891/ 8754045442.

**KOVILPATTI**

1552. ASIR AUTOMOBILES PVT. LTD. (NO01-NO-01), OLD NO.1, NEW NO.13, SATTUR MAIN ROAD, KOVILPATTI (TAMIL NADU) - 628501  
PH :04632-232220.

**KRISHNAGIRI**

1553. SRI AMMAN CARS INDIA PVT. LTD. (7Q01-QL-03), NH-7,NR. AAVIN DAIRY,MOTTUR,SALEM BYE PASS ROAD, KRISHNAGIRI, TAMILNADU - 635001  
PH :9750699555/ 8220009348.

**KUMBAKONAM**

1554. PILLAI & SONS MOTORS CO. (E701-N4-02), 369/2 B, KUMBAKONAM CHENNAI MAIN ROAD, KUMBAKONAM , TANJAVUR - 612501  
PH :0435-2442566,65.

**MADURAI**

1555. A.B.T LTD (4202-42-02), MADURAI-DINDIGAL BYE PASS ROAD,NEAR FATHIMA COLLEGE,MADURAI - 625018  
PH :0452-2547108, 2547125.



**DEALER WORKSHOP (AS ON 01.01.2018 )**

1556. A.B.T LTD (4202-42-04), 09, 109A, GST ROAD, TIRUPARANKUNDRAM, MADURAI - 625005  
PH :0452-4387050/51/52.
1557. SIVA AUTOMOTIVE TRADING PVT. LTD. (4205-42-01), 2C, GATE LOCK ROAD, NEAR NEW RAMNAD ROAD, MADURAI - 625016  
PH :0452-2688888.
1558. SIVA AUTOMOTIVE TRADING PVT. LTD. (4205-42-02), NO. 6-A, TPK ROAD, NEAR SAIBABA TEMPLE, ANDALPURAM, MADURAI. - 625003  
PH :0452-2688889.
1559. ASIR AUTOMOBILES PVT. LTD. (4206-42-01), D. NO. 28/5B, MELUR MAIN ROAD, UTHANKUDI, MADURAI - 625107  
PH :0452-4382220.
1560. MEENAKSHI AUTO ZONE PVT. LTD. (4207-42-01), PLOT NO. 25 D, SIDCO INDUSTRIAL ESTATE, KAPPALUR, MADURAI, TAMIL NADU. - 625008  
PH :0452-2487490, 2489074.

**MADURANTHAKAM**

1561. AIE CARS PVT. LTD. (CEW1-CEW-01), SURVEY NO. 38/3 A2B, NH-45, MADURANTHAKAM, KANCHIPURAM. - 603306  
PH :7299053583.

**MALLUR**

1562. THRIVENI CAR COMPANY PVT LTD. (CDH1-CDH-01), SURVEY NO.50/4A, AMMANI AMMAPALAYAM VILLAGE, DISTT.: DADHAGAPATTY SUB REGISTRATION , MALLUR DISTT. SALEM - 638309  
PH :427-2422399, 2440000.

**MANAMADURAI**

1563. ABT LIMITED (CHF1-CHF-01), NO. 35, OLD RAMNAD ROAD, MANAMADURAI TOWN, DISTRICT – SIVGANGAI. - 630606  
PH :9994450331.

**MANGALAPURAM**

1564. SREE SARADHAMBAL AUTOMOBILES PVT. LTD. (CLX1-CLX-01), DOOR NO. 1/518, SURVEY NO. 75/1, ATTUR MAIN ROAD, MANGALAPURAM (POST), TALUK – RASIPURAM, DISTRICT – NAMAKKAL. - 636202  
PH :9047011791.

**MAYILADUTHURAI**

1565. PILLAI & SONS MOTORS CO. (E701-AG-04), 46,VELLALAGARAM VILLAGE, MAYILADUTHURAI, TAMILNADU - 609007  
PH :04364-43542303/ 43542306.

**MELUR**

1566. SIVA AUTOMOTIVE TRADING PVT. LTD. (CHC1-CHC-01), OLD SN. 138/1, SURVEY WARD C, BLOCK NO. 1, T.S. NO. 21/7, VILLAGE AND TOWN – MELUR, MELUR , DIST.-MADURAI. - 625109  
PH :7402788840.

**METTUPALAYAM**

1567. A.B.T LTD (4101-EU-0C), PLOT NO. 6 TO 9,PONVIZHA NAGAR, KARAMADAI KOVAI MAIN ROAD, METTUPALAYAM - 641043  
PH :04254-228155.

**MINJUR**

1568. RAJALAKSHMI CARS PVT. LTD. (BPE1-BPE-01), PLOT NO. 27, SRI JANAKI RATHINA NAGAR, VILLAGE AND TOWN – MINJUR, PONNERI – 601203  
PH :8939995409.

**NAGERCOIL**

1569. SRIVATSA INTERNATIONAL PVT. LTD. (S502-S5-01), PLOT NO. 31B1-1, BEACH ROAD JUNCTION, KOTTAR, NAGERCOIL, DISTRICT-KANYAKUMARI, TAMIL NADU. - 629002  
PH :04652-232344, 236344/ 8973423332.

**NAMAKKAL**

1570. SREE SARADHAMBAL AUTOMOBILES PVT. LTD. (X401-X4-01), SURVEY NO. 1/10-11, NEAR MURUGAN TEMPLE, SALEM ROAD, NAMAKKAL - 637001  
PH :04286-307507, 307512.
1571. SREE SARADHAMBAL AUTOMOBILES PVT. LTD. (X401-X4-03), 1/412/1 NEAR PON NAGAR, MUDALAIPATTY, SALEM ROAD, NH-7, NAMAKKAL (TAMIL NADU) - 637001  
PH :04286-307500-502.

**NEGAMAM**

1572. ABT LIMITED (CHD1-CHD-01), 68, 69, ABT BUS STAND, PALLADAM ROAD, PERIA NEGAMAM, POLLACHI, TAMIL NADU - 642120  
PH :9994450331.

**OMALUR**

1573. SRI AMMAN CARS INDIA PVT. LTD. (7Q01-UM-04), 123, 3B, NH-7, BANGALORE BYE PASS ROAD, KOTTAMETTUPATTI, OMALUR, SALEM (DIST.), TAMIL NADU - 636012  
PH :9799004273/ 9750799555.
1574. THRIVENI CAR COMPANY PVT LTD. (UM01-UM-01), PLOT NO. 44 & 45, PALANIYAPPA NAGAR LAYOUT, NH-7, KAMALAPURAM VILLAGE, OMALUR, DISTRICT – SALEM, TAMIL NADU - 636309  
PH :04290-222611, 711.

**OOTY**

1575. AMBAL AUTO (4103-Y1-05), VIJAYANAGARAM FARM ROAD, NEAR ROSE GARDEN, OOTY - 643001  
PH :0423-3075303, 3075311.

**PARAMATHI VELUR**

1576. SREE SARADHAMBAL AUTOMOBILES PVT. LTD. (CC01-CC-01), SURVEY NO. 171, NEAR KONGU SCHOOL, NAMAKKAL BYPASS ROAD, PADAMUDI PALAYAM, TALUKA – PARAMATHIVELUR, NAMAKKAL , TAMIL NADU. - 638182  
PH :9047011794, 9047077775.

**PATTUKKOTTAI**

1577. PILLAI AND SONS MOTOR COMPANY (CJA1-CJA-01), SURVEY NO. 85/8, 85/4, 84/8, DOOR NO.314/11, SRI JANAGALAKSHMI NAGAR, THANJAVUR ROAD, ALADIKUMILAI VILLAGE, TALUK PATTUKOTTAI, THANJAVUR. - 614615  
PH :8489900902.

**PENNAGARAM**

1578. SRI AMMAN CARS INDIA PVT. LTD. (BX21-BX2-01), SURVEY NO. 419/1, VILLAGE – PARUVADHANAALLI, PENNAGARAM, DHARMAPURI. - 636810  
PH :9790036371.

**PERAMBALUR**

1579. PLA MOTORS (2305-DQ-04), SURVEY NO.88/1, A3,NH45, ELAMBALUR VILLAGE, PERAMBALUR, TAMILNADU - 621212  
PH :0431-403361/3461.

**PERUNDURAI**

1580. SREE SARADHAMBAL AUTOMOBILES ERODE PVT. LTD. (BTX1-BTX-01), SF NO.542/1, KOVAI MAIN ROAD, PERUNDURAI VILLAGE, PERUNDURAI DISTT. ERODE, TAMIL NADU - 638052  
PH :9655575757.

**POLACHI**

1581. A.B.T LTD (L301-L3-01), NACHIMUTHU POLYTECHNIC CAMPUS, UDUMALPET ROAD, POLACHI - 642003  
PH :04259-37010,37020.

**PUDUKOTTAI**

1582. PLA MOTORS (2305-SU-02), NO. 10, MARIAMALAI NAGAR, ALANGUDI- THIRUMAYAM ROAD, PUDUKOTTAI. - 622003  
PH :04322-265566/67.

**RAJAPALYAM**

1583. A.B.T LTD (4202-SV-03), NO. 10/32, DHARMAPURAM, SRIVILLIPUTHUR MAIN ROAD, RAJAPALYAM - 626125  
PH :04563-260298.

**RAMANATHAPURAM**

1584. SIVA AUTOMOTIVE TRADING PVT. LTD. (-), SURVEY NO. 172/1B2C, 172/2C, VILLAGE - ACHUNTHANVAYAL, ACHUNTHANGAL GROUP, TALUK - RAMANATHAPURAM, RAMANATHAPURAM. - 623502  
PH :7402788840.

**RANIPET**

1585. GANESH CARS PVT. LTD. (CJJ1-CJJ-01), SURVEY NO. 44/1, PLOT NO. 484, OPPOSITE TO THIRUMALAI CHEMICALS, SIPCOT LAYOUT OF HOUSE SITES, SIPCOTS INDUSTRIAL COMPLEX, RANIPET , TAMIL NADU. - 632403  
PH :9842389111.

**RASIPURAM**

1586. SREE SARADHAMBAL AUTOMOBILES PVT. LTD. (BSJ1-BSJ-01), SURVEY NO.41/1 B1A, MOOLAKADU VILLAGE, MASAKALIPATTI, SALEM MAIN ROAD, RASIPURAM DISTT. NAMAKKAL - 637401  
PH :04287-231177.

**SALEM**

1587. A.B.T LTD (4101-A2-03), 32 THAMANA CHETTY ROAD, ARISIPALAYAM, SALEM - 636009  
PH :0427-4066988, 406999.
1588. THRIVENI CAR COMPANY PVT. LTD. (A203-A2-01), 12/2E1, SUBRAMANIA NAGAR, 2ND GATE, JUNCTION ROAD, SALEM. - 636005  
PH :0427-2440000/ 2336599.
1589. S.M.CARS PVT. LTD. (A204-A2-01), SF NO. 64/2C3, ATTUR SALEM BYPASS ROAD, PINANGUKARAR THOTTAM, SEELANIKANPATTY, SALEM. - 636202  
PH :7094448000, 7034449000.
1590. THRIVENI CAR COMPANY PVT. LTD. (A203-A2-03), SURVEY NO. 57, VILLAGE - MASINAICKENPATTY, AYOTHIAPATTINAM, AMMAPET, SALEM. - 636103  
PH :9943288699.

**SANKAGIRI**

1591. THRIVENI CAR COMPANY PVT LTD. (BTN1-BTN-01), SURVEY NO.171/5B, KCK PLAZA, KACHERIDADU, DEPUTY COLLECTCTOR ROAD, SALEM, SANKAGIRI (TAMIL NADU) - 637301  
PH :4283-242600.

**SANKARANKOVIL**

1592. AADHI CARS PVT. LTD. (BXS1-BXS-01), PLOT NO. 132/H, OPPOSITE TO NEW TALUK OFFICE, TIRUVENGADAM ROAD, SANKARANKOVIL. - 627756  
PH :04636-223331, 8754043378.

**SATHYAMANGALAM**

**DEALER WORKSHOP (AS ON 01.01.2018 )**

1593. SREE SARADHAMBAL AUTOMOBILES PVT. LTD.  
(BGU1-BGU-01), SURVEY NO. 51, 54 & RS NO.  
37, KOTTUVEERAMPALAYAM VILLAGE,  
SATHYAMANGALAM - 638 401, DISTRICT -  
ERODE, TAMIL NADU - 638401  
PH :222026/ 222036.

**SIVAKASI**

1594. MEENAKSHI AUTO ZONE PVT. LTD.  
(X602-X6-01), 372 D & E, ARUNACHALAM  
COMPLEX, THIRUTHANGAL ROAD, SIVAKASI. -  
626123  
PH :04562-231281.

**SRIPERUMBUDUR**

1595. RAJALAKSHMI CARS PVT. LTD. (7B01-7B-01),  
SURVEY NO. 150/1A, DOOR NO 1C, THERADI  
STREET, NEW VILLAGE NO 42,  
SRIPERUMBADUR, KANCHEEPURAM DISTRICT,  
TAMIL NADU - 602105  
PH :044-65683041.

**SULUR**

1596. JAI KRISHNA AUTO SALES PVT. LTD  
(4107-TK-05), DOOR NO. 37 F,  
RANGANATHAPURAM, TRICHY ROAD, SULUR  
PH :0422-3199901.

**TANJAVUR**

1597. PILLAI & SONS MOTORS CO. (E701-E7-01), 12A,  
SELVAM NAGAR, TANJAVUR, TAMILNADU -  
613007  
PH :04362-71723, 71724.

**TENKASI**

1598. AADHI CARS PVT. LTD. (BXR1-BXR-01), DOOR  
NO. 3/50-1, SURVEY NO. 447B, TIRUNELVELI  
MAIN ROAD, VILLAGE - KUNARAMANALLUR,  
TENKASI. - 627814  
PH :04636-252050.

**THENI**

1599. MEENAKSHI AUTO ZONE PVT. LTD.  
(9U02-9U-01), DOOR NO. 871/1, RATHINAM  
NAGAR, PERIYAKULAM MAIN ROAD, THENI  
TOWN, DISTRICT - THENI - 625531  
PH :9789703881.

**THIRPATHUR**

1600. ABT LIMITED (CHH1-CHH-01), DOOR NO.  
8/2/29A, KARAIKUDI ROAD, TIRUPATHUR,  
DISTRICT - SIVAGANGAI. - 630211  
PH :9994450331.

**THIRUMULAIVOYAL**

1601. KAPICO MOTORS (INDIA) PVT. LTD  
(CDW1-CDW-01), NO. 48, BALAJI NAGAR, NEW  
SIR IRVANSTADE FORD HOSPITAL,  
THIRUMULAIVOYAL DISTT. CHENNAI - 600062  
PH :9551070545.

**THIRUVALLUR**

1602. KHIVRAJ MOTORS LTD (1404-HH-04), 2151,  
KAKKULUR ROAD, THIRUVALLUR - 602001  
PH :044-27962888.  
1603. KHIVRAJ MOTORS LTD (1404-HH-05), PLOT  
NOS.218,219,220,225,226,227,228 AND  
S.NOS.18/5,18/6, EMPIRE CITY PART-3,  
KAKKALLUR VILLAGE, THIRUVALLUR THALUK,  
THIRUVALLUR - 602001  
PH :9791070359.

**THIRUVARUR**

1604. PILLAI & SONS MOTORS CO. (E701-LJ-03),  
THANJAI NAGARI ROAD, OPP. TO S. P. OFFICE  
- 610001  
PH :04366-250250.

**THUCKALAY**

1605. SRIVATSA INTERNATIONAL PVT. LTD.  
(BWQ1-BWQ-01), D NO. 5/76B,  
THIRUVITHANCODE ROAD, KERALAPURAM,  
MUTHALAKURICHI, VILLAGE -  
MUTHALAKURUCHI, THUCKALAY, DISCTRICT -  
KANYAKUMARI - 629174  
PH :4651-252592, 8973218881.

**TIRUCHENDUR**

1606. ASIR AUTOMOBILES PVT. LTD. (CCJ1-CCJ-01),  
SURVEY NO. 220/1D1A, 221/3, 221/4, 221/5,  
221/5A, 221/5B, PODHIGAI NAGAR,  
VILLAGE-VEERAPANDIYAPATINAM,  
TIRUCHENDUR, TUTUCORIN. - 628215  
PH :04639-246220.

**TIRUCHENGODE**

1607. AMBAL AUTO (X401-QP-02), PLOT NO-10, OPP  
TO PONNUSWAMY KALYANA MANDAPAM,  
KOOTAPALLI COLONY, TIRUCHENGODE -  
637001  
PH :04288-282292/ 306726.

**TIRUNAMALAI**

1608. GANESH CARS PVT.LTD (C601-LX-03), NO.-5,  
NH-78, KRISHNAGIRI PONDY ROAD, CHINA  
KANKEYANUR, OPP SKP ENGG. COLLEGE,  
THIRUVANNAMALAI - 606601  
PH :04175-249319.

**TIRUNELVELLI**

1609. AADHI CARS PVT. LTD. (A303-A3-01), PLOT NO.  
261, MADURAI MAIN ROAD, KARAIERUPPU,  
TIRUNELVELI , TAMIL NADU - 627357  
PH :0462-2300040/ 9500991487.

**TIRUPUR**

1610. A.B.T LTD (4101-Y7-09), NO. 4, SABHAPATHI  
PURAM, NEAR TMF HOSPITAL, TIRUPUR -  
641601  
PH :0421-4305686 , 4305640.

1611. SHASHTI CAR PVT LTD (Y701-Y7-01), SRI  
PADMINI GARDENS, KANGEYAM ROAD, OPP.  
ST JOSEPH SCHOOL, TIRUPUR - 641604  
PH :0421-2430275/ 2430276.

**TIRUTHANI**

1612. CARS INDIA PVT. LTD. (CRESCENT AUTO  
RENTAL SERVICES INDIA PVT. LTD.)  
(CIC1-CIC-01), NO. 9/13, CHENNAI BY PASS  
ROAD, OLD CHENNAI ROAD, DISTT.  
THIRUVALLUR, TIRUTHANI, PIN-631209,  
TAMILNADU  
PH :9952000091.

**TRICHY**

1613. A.B.T LTD (2302-23-02), 4/40, COLLECTOR  
OFFICE ROAD, CANTONMENT, TRICHY - 620001  
PH :0431-4221602, 4221603.  
1614. A.B.T LTD (2302-23-03), MADRAS TRUNK ROAD,  
MAMBALASALAI, TRICHY - 620005  
PH :0431-4221555, 4221564.  
1615. PLA MOTORS (2305-23-01), NO. 18/2, NA-45,  
DHEERAN NAGAR, TRICHY-DINDUGAL MAIN  
ROAD, TRICHY - 620009  
PH :0431-2403361, 9843055561.  
1616. PLA MOTORS (2305-23-03), 10A & B, ALXANDRIA  
ROAD, CANTONMENT, TRICHY - 620001  
PH :0431-2411540/530.

**TUTICORIN**

1617. ASIR AUTOMOBILES PVT. LTD. (S603-S6-01),  
SURVEY NO. 25/1B, MAPPILLAIURINI VILLAGE,  
ETTAYAPURAM ROAD, TUTICORIN, TAMIL  
NADU - 628002  
PH :2337220/ 7373120220.

**UDUMALPET**

1618. ABT LTD (QR01-QR-01), 2/3, PERIYAKOTTAI  
PIRIVU, S.V. MILL POST, UDUMALPET - 642126  
PH :04252-222572/ 222573.

**UTHANGARAI**

1619. SRI AMMAN CARS INDIA PVT. LTD.  
(CFY1-CFY-01), SURVEY NO. 104/1, 104/1B,  
VILLAGE - THANDIYAPANNUR, UTHANGARAI,  
KRISHNAGIRI. - 635304  
PH :9976206699, 9790004273.

**VALLIYUR**

1620. AADHI CARS PVT. LTD. (BXQ1-BXQ-01), DOOR  
NO. 314A/11-14, WITHIN VADAKU VALLIOOR,  
REVENUE VILLAGE, VADAKKU VALLIOOR  
PANCHAYAT, RADHAPURAM TALUK, VALLIOOR.  
- 627002  
PH :04857-223000.

**VANIYAMBADI**

1621. GANESH CARS PVT. LTD. (BJY1-BJY-01), NO.  
197/1B1, NH-46 (AH-7), PETHAKALLUPALLI  
VILLAGE, NEAR TOLL GATE, VANIYAMBADI ,  
VELLORE (DIST), TAMIL NADU - 635801  
PH :291520.

**VELLORE**

1622. GANESH CARS PVT.LTD (C601-C6-01), 91 NEW  
BY-PASS ROAD, VELLORE - 632004  
PH :0416-6454221, 2233709.

**VILLUPURAM**

1623. A.B.T LTD (5001-QQ-02), 264/1, GINGEE MAIN  
ROAD, AYINAMPALAYAM, VILLUPURAM - 605602  
PH :04146-225509.

**VIRUDHACHALAM**

1624. ABT LTD (BMA1-BMA-01), PLOT NO. 56,  
JUNCTION ROAD, NEAR SHANMUGA LODGE,  
VIRUDHACHALAM, DISTRICT - CUDDALORE,  
TAMIL NADU. - 606101  
PH :04143-262631,32,33.

**TELANGANA**

**ADILABAD**

1625. ADARSHA AUTOMOTIVES PVT LTD  
(BTM1-BTM-01), SURVEY NO:131/6 & 131/7,  
NH-44, ADILABAD TOWN ROAD, MAVALA,  
ADILABAD, TELANGANA - 504001  
PH :7799784538.

**ARMUR**

1626. VARUN MOTORS PVT. LTD. (BBN1-BBN-01),  
SURVEY NO.277, ARGUL VILLAGE,  
JAKARANPALLY (MANDAL), ARMUR,  
NIZAMABAD DISTT. (A.P.) - 503224  
PH :8142281424: 26/26/27.

**BHUPALPALLY**

1627. ADARSHA AUTOMOTIVES PVT. LTD.  
(D502-BCF-04), 6-113, JAWAHAR NAGAR, MAIN  
ROAD, SBH MAIN BRANCH ROAD,  
BHUPPALPALLY, DISTRICT - WARANGAL,  
ANDHRA PRADESH - 506169  
PH :7799790526.

**CHEVELLA**

1628. GEM MOTORS INDIA PVT. LTD. (CBL1-CBL-01),  
SURVEY NO. 17/A, MANDAL - CHEVELLA,  
DISTRICT - RANGA REDDY, TELANGANA. -  
510101  
PH :9912899128.

**GADWAL**

1629. SRI JAYARAMA MOTORS PVT. LTD.  
(WP01-BHR-02), PLOT NO. 5 & 6, BESIDE RURAL  
POLICE STATION, KURNOOL ROAD, MAHABUB  
NAGAR DISTRICT, ANDHRA PRADESH - 500125  
PH :80696990074.

**GAJWEL**

**DEALER WORKSHOP (AS ON 01.01.2018 )**

1630. ACER MOTORS (BYU1-BYU-01), SURVEY NO. 220, VILLAGE – PRAGNAYPUR, GAJWEL, DISTRICT – MEDAK, TELANGANA . - 502311  
PH :9849017827.

**GHATKESAR**

1631. ACER MOTORS PVT. LTD. (BYL1-BYL-01), 3-21, JODIMETLA, CHOUDA RIGID VILLAGE GHATKESAR MANDAL, DISTRICT – RANGA REDDY . - 501301  
PH :9849017827.

**HYDERABAD**

1632. GEM MOTORS (INDIA) PVT. LTD. (1009-10-01), RAGHUVENDRA SOCIETY,KONDAPUR,,HYDERABAD , ANDHRA PRADESH - 500084  
PH :040-40506070.

1633. GEM MOTORS (INDIA) PVT. LTD. (1009-10-02), 2-11, SURVEY NO. 185,172,HYDERNAGAR, KUKATPALLY, HYDERABAD, ANDHRA PRADESH - 500072  
PH :40-40302525.

1634. RKS MOTORS PVT. LTD. (1003-10-01), SABOC TOWERS, RAJBHAVAN ROAD, SOMAJIGUDA, HYDERABAD - 500482  
PH :040-3371115, 33.

1635. RKS MOTORS PVT. LTD. (1003-10-02), R-4/A,IDA BLOCK, INDUSTRIAL ESTATE,UPPAL, HYDERABAD - 500039  
PH :040-7200193, 7204444.

1636. RKS MOTORS PVT. LTD. (1003-10-04), 16-11-19/5/2/C, SALEEM NAGAR COLONY,MALAKPET (NEAR FARHAT HOSPITAL),HYDERABAD - 500036  
PH :040-23434576, 77.

1637. RKS MOTORS PVT. LTD. (1003-10-05), 11-6-191/192,OPP. HOTEL HARSHA,PUBLIC GARDEN ROAD, NAMPALLY, HYDERABAD - 500001  
PH :040-23432390, 391.

1638. SAI SERVICE PVT. LTD. (1011-10-01), PLOT NO. 88, INDUSTRIAL AREA,C.I.E. GANDHI NAGAR, ,BALANAGAR, HYDERABAD - 500037  
PH :040-44604000.

1639. SAI SERVICE PVT. LTD. (1011-10-02), #2-3-505,ML GARDENS, AMBERPET, HYDERABAD (A.P.) - 500013  
PH :040-65646565.

1640. THE MITHRA AGENCIES (1002-10-01), 1-8-670, NEAR RTC CROSS ROAD,AZAMABAD INDUSTRIAL AREA, HYDERABAD, - 500020  
PH :040-7962481, 7618488, 7641786,7630422.

1641. THE MITHRA AGENCIES (1002-10-03), PLOT NO. 3-4-10,NEAR MADHAPUR POLICE STATION, MADHAPUR, HYDERABAD - 500081  
PH :040-23114567, 3444.

1642. THE MITHRA AGENCIES (1002-10-04), 8-18-138, PLOT NO. 8,NEAR MARGADARSI CHIT FUND,L.B. NAGAR RING ROAD, RR DIST,HYDERABAD - 500074  
PH :040-24122222.

1643. THE MITHRA AGENCIES (1002-10-05), PLOT NO. 19,20 & 21,ROAD NO. 10,IDA NACHARAM, HYDERABAD - 500076  
PH :040-27176999.

1644. VARUN MOTORS PVT. LTD. (4603-10-04), B-11 CO-OPERATIVE INDUSTRIAL ESTATE, ,BALANAGAR, HYDERABAD, - 500037  
PH :040-3778035,3778036, 3777979.

1645. VARUN MOTORS PVT. LTD. (4603-10-0A), 1-11-200,SHAMLALA BUILDING BEGUMPET, HYDERABAD - 500016  
PH :040-27766533.

1646. VARUN MOTORS PVT. LTD. (4603-10-06), SHOP NO. 31, SRIKRUPA MARKET, D.NO. 16-10-1/F/31, MALAKAPET, HYDERABAD - 500036  
PH :040-4553395, 4547676.

1647. VARUN MOTORS PVT. LTD. (4603-10-0B), ADITYA NAGAR COLONY, ,ADITYA NAGAR COLONY, TOLICHOWKI, SHAIKPET (VILLAGE, HYDERABAD, HYDERABAD - 500008  
PH :40-64551700.

1648. VARUN MOTORS PVT. LTD. (1010-10-01), PLOT NO. VI- VII A & B,UNDER WARD NO. 10, AUTONAGAR, VANASTALIPURAM, HYDERABAD, R. R. DISTT - 500070  
PH :40-24027677.

1649. VARUN MOTORS (1012-10-01), MARUTI AUTHORISED DEALER, SURVEY NO.115, IT PARK, NANAKRAMGUDA, GACHIBOWLI, HYDERABAD - 500008  
PH :040-69997979, 9985104860.

1650. RKS MOTORS PVT. LTD. (1003-10-08), D.NO.1-10-1/285/1, OPP. VEGITABLE MARKET, ECIL CROSS ROADS, KUSAIGUDA, HYDERABAD - 500062  
PH :040-49054905,9010822210.

1651. SAI SERVICE PVT. LTD. (1011-10-04), H.NO.16-2-839/4/10, SAIDABAD, L.B.NAGAR, HYDERABAD. - 500059  
PH :040 -8886512309,23808080.

1652. VARUN MOTORS PVT. LTD. (4603-10-0G), 1-10-28/1 SY. NO.285, KUSHAIGUDA, NEAR ECIL X ROADS, HYDERABAD - 500062  
PH :040-7799600098.

1653. VARUN MOTORS PVT. LTD. (4603-10-0H), PLOT NO. 1354/1, ROAD NO. 1, NEAR IOC PETROL PUMP, JUBLEE HILLS, HYDERABAD, ANDHRA PRADESH - 500033  
PH :040-64551700.

1654. VARUN MOTORS PVT. LTD. (4603-10-0J), PLOT NO. 1-45, SY.NO-1 TO 7, GOPINATH COMPLEX, TARANAGAR, LINGAMPALLY, HYDERABAD, RANGAREDDY DISTRICT, TELANGANA STATE - 500019  
PH :9885206555.

1655. SAI SERVICE PVT. LTD. (1011-10-07), PLOT NO.B-21 & B-34, BHEL ANCILLARY INDUSTRIAL ESTATE, RAMACHANDRAPURM, HYDERABAD - 502032  
PH :040-766181100.

1656. ADARSHA AUTOMOTIVES PVT. LTD. (1014-10-01), 19-2-45 NEAR FLYOVER, CHANDRAYANGUTTA "X" ROAD, HYDERBAD - 500005  
PH :040-8142326633.

1657. RKS MOTORS PVT. LTD. (1003-10-09), SURVEY NO.434, 5-5-33/19, BEHIND HUDA TRUCK PARKING, KUKATPALLY, DISTT: RANGAREDDY, HYDERABAD - 500072  
PH :040-23432311.

1658. SAI SERVICE PVT. LTD. (1011-10-08), DOOR NO.7-2-C33 & C34, INDUSTRIAL ESTATE, SANATH NAGAR, HYDERABAD. - 500018  
PH :9133346300.

1659. KALYANI MOTORS PVT. LTD. (1018-10-01), PLOT NO. A-23 & A31/1, I.D.A, NACHARAM, HYDERABAD. - 500076  
PH :040-66985555, 9100114877.

1660. GEM MOTORS (INDIA) PVT. LTD. (1009-10-03), SURVEY NO. 135/A & 135/AA, MANIKONDA, RAJENDRA NAGAR MANDAL, RANGAREDDY DISTRICT, HYDERABAD, TELANGANA. - 500089  
PH :040-9912899128.

1661. JAYABHERI AUTOMOTIVES PVT. LTD. (1017-10-01), PLOT NO. 113, 114, 115 IN LUMBINI ENCLAVE CB SQUARE, VILLAGE – GACHIBOWLI, SHERLINGAMPALLY MNADAL, HYDERABAD, TELANGANA STATE. - 500032  
PH :7680046666, 9704835556.

1662. JAYABHERI AUTOMOTIVES PVT. LTD. (1017-10-02), SURVEY NO.11/36, PLOT NO.32, 39 & 40, NEAR N CONVENTION CENTRE, KHANAMET, HYDERABAD, SHERLINGAMPALLY MANDAL, HYDERABAD. - 500081  
PH :9704835556.

1663. KALYANI MOTORS PVT. LTD. (1018-10-02), M/S VIDHATA BINNY MODERN RICE MILL, BEARING NO. 8-4-15 IN SURVEY NO. 239 & 240 OF VILLAGE – KARMANGHAT, MANDAL – SAROORNAGAR, DISTRICT – RANGA REDDY, HYDERABAD. - 500079  
PH :9014600700.

1664. ADARSHA AUTOMOTIVES PVT. LTD. (1019-10-01), H. NO. 2-4-43/15, SURVEY NO. 34, SOGBOWLI (PILLER NO. 185 OF P.V. NARSIMHA RAO EXPRESSWAY), RAJENDRANAGAR, UPPERPALLY, ATTAPUR, RANGA REDDY, HYDERABAD, TELANGANA. - 500048  
PH :9703152222.

1665. THE MITHRA AGENCIES (1002-10-06), SURVEY NO.57, D.NO.8-2-108, BIRAMALGUDA, KARMANGHAT NAGARJUN SAGAR ROAD, HYDERABAD, TELANGANA. - 500079  
PH :9393333028.

1666. VARUN MOTORS PVT. LTD. (4603-10-0M), KSN GARDENS, 5-162/6, BORABANDA MAIN ROAD, HYDERABAD. - 500018  
PH :8886110017.

1667. JAYABHERI AUTOMOTIVES PVT. LTD. (1017-10-03), SURVEY NO.283, PLOT NO.D-46 & 47, PHASE-V, IDA, JEEDIMETLA, QUTUBULLAPUR MANDAL, RANGA REDDY DISTT., HYDERABAD-500055 (TELANGANA).  
PH :9849445639.

**JAGTIAL**

1668. ADARSHA AUTOMOTIVES PVT LTD (N601-NU-04), HOUSE NO.-1-5-216/A,OPPOSITE TO KVA SUBSTATION, KARIMNAGAR ROAD, JAGTIAL, - 505327  
PH :8886152222.

**JANGAON**

1669. ADARSHA AUTOMOTIVES PVT. LTD. (K01-KI-01), H.NO.339, HYDERABAD ROAD, JANGAON. - 506167  
PH :9959223393.

**KAMAREDDY**

1670. VARUN MOTORS PVT. LTD. (KX01-KX-01), H.NO.11-107/61, BESIDE:GURU RAGHAVENDRA COLONY, CHINNA MALLAREDDY VILLAGE, KAMAREDDY. - 503111  
PH :08142-551166/77/88/99.

**KARIMNAGAR**

1671. ADARSHA AUTOMOTIVES PVT LTD (N601-N6-01), H.NO. 8-6-313/1,HYDERABAD ROAD,BY-PASS JUNCTION,KARIMNAGAR - 505001  
PH :0878-2277200, 300.

1672. ADARSHA AUTOMOTIVES PVT LTD (N601-N6-05), H.NO.8-6-301/18, BY-PASS ROAD, AUTONAGAR, KARIM NAGAR, TELANGANA. - 505001  
PH :8886152222.

**KHAMMAM**

**DEALER WORKSHOP (AS ON 01.01.2018 )**

1673. MITHRA AUTO AGENCIES PVT LTD  
(2604-1G-02), SURVY NO. 182,WARANGAL  
ROAD, OPP. FCI GODOWNS,PEDA  
THANDA,KHAMMAM - 507003  
PH :08742-222444.

**KODAD**

1674. PAVAN MOTORS PVT. LTD (BRP2-BRP-01),  
SURVEY NO. 42, KOMARBANDA REVENUE  
LIMITED, KODAD , DISTRICT – NALGONDA,  
TELANGANA - 508206  
PH :8008899995.

**MANCHERIAL**

1675. ADARSHA AUTOMOTIVES PVT LTD  
(N601-CM-03), BEHIND MAHINDRA TRACTORS  
SHOWROOM,BELLAMPALLY ROAD,  
MANCHIRIAL , DISTT. ADILABAD - 504208  
PH :08736-255757.

**MEDCHAL**

1676. AUTOFIN LIMITED (CID1-CID-01), H. NO. 11-27/1,  
SURVEY NO.401, MEDCHAL VILLAGE AND  
MANDAL, DIST. - MEDCHAL. - 501401  
PH :8885040128.

**MEHABOOB NAGAR**

1677. SRI JAYARAMA MOTORS PVT. LTD.  
(WP01-WP-01), PLOT NO.C1 & C2, INDUSTRIAL  
ESTATE, METTUGADA, MEHBOOBNAGAR -  
504001  
PH :08542-256111, 9866545424.

**MIRYALGUDA**

1678. PAVAN MOTORS PVT. LTD (WR01-WR-01),  
SURVEY NO-940 &943, (OPPOSITE TO MINA  
ENGINEERING COLLEGE) NARKETPALLY  
ADDANKI BY-PASS ROAD,MIRYALAGUDA  
,NALGONDA DISTRICT,ANDHRA PRADESH -  
508207  
PH :8790900399.

**MOINABAD**

1679. GEM MOTORS (INDIA) PVT. LTD.  
(CFN1-CFN-01), SURVEY NO. 70, PLOT NO. 4,  
VILLAGE AND GRAM PANCHAYAT – HIMAYATH  
NAGAR, MANDAL – MOINABAD, DISTRICT –  
RANGA REDDY. - 500075  
PH :9912899128.

**NALGONDA**

1680. PAVAN MOTORS PVT. LTD (AN01-AN-01),  
CHERLAPALLY VILLAGE, NALGONDA ROAD,  
NALGONDA - 508001  
PH :08682 -247399,8790344499.

**NARAYANKHED**

1681. VARUN MOTORS PVT. LTD. (CGI1-CGI-01), D.  
NO. 1-6-111/25/B/5/A/1, SY NO. 57/2, BHUMAN  
COLONY, GRAM PANCHAYAT & MANDAL -  
NARAYANKHED, DISTRICT – MEDAK,  
TELANGANA. - 502286  
PH :9885210555.

**NIRMAL**

1682. ADARSHA AUTOMOTIVES PVT LTD  
(N601-AA-02), H. NO. 1-1-131, ,SHASTRINAGAR,  
,MANCHIRIAL ROAD, DISTT. ADILABAD,  
NIRMAL - 504106  
PH :9912752344.

**NIZAMABAD**

1683. VARUN MOTORS PVT. LTD. (1H02-1H-01), PLOT  
NO. GP 1-57/4/1 PANGARA  
BORGQAN,NIZAMABAD - 503230  
PH :98642-234428.

**PARGI**

1684. VARUN MOTORS PVT. LTD. (CBO1-CBO-01),  
HOUSE NO. 2-356 JANGAIAH COMPLEX,  
SURVEY NO. 217/EE4, JAYANTHI NAGAR  
COLONY, MANDAL – PARGI, DISTRICT – RANGA  
REDDY. - 510501  
PH :9885210555, 9885200000.

**RAMAGUNDAM**

1685. ADRASHA AUTOMOTIVES PVT. LTD.  
(BGA1-BGA-01), 5-6-172 SURVEY NO. – 259/B,  
MEDIPALLY SHIVAR, RAMAGUNDAM  
MUNICIPALITY, DISTRICT – KARIM NAGAR,  
ANDHRA PRADESH - 505209  
PH :8886144550.

**RAMAYAMPET**

1686. VARUN MOTORS PVT. LTD. (CDO1-CDO-01),  
SURVEY NO. 1626 & 1626/2 SITUATED AT  
BLOCK NO. 16, RAMAYAMPET, DISTRICT –  
MEDAK. - 502101  
PH :9885208555.

**SANGAREDDY**

1687. SAI SERVICE PVT. LTD. (1011-OI-05),  
H.NO.4-8-92/1/4/5, AHMED NAGAR,  
OPP.GOV.T.ITI, SANGAREDDY, MEDAK (DIST),  
ANDHRA PRADESH - 502001  
PH :08455 -278090,7799360003.

**SECUNDERABAD**

1688. ACER MOTORS (K601-K6-01), A1, MOTI  
VALLEY,TRIMULGHERRY,SECUNDERABAD, -  
500015  
PH :040-7740774, 7747559.  
1689. AUTOFIN LIMITED (K606-K6-01), SURVEY NO.  
33, MEDCHAL ROAD, BOWENPALLY,  
SECUNDERABAD - 500011  
PH :040-67295858.

1690. SAI SERVICE PVT. LTD. (1011-K6-06), PLOT NO.  
1-8-308/3/1, PATIGADDA, BEGUMPET,  
SECUNDERABAD, TELANGANA - 500016  
PH :040-27904644.

1691. VARUN MOTORS PVT. LTD. (4603-K6-01),  
1-10-176/1, BEHIND VARUN TOWERS-1, OPP.  
HYDERABAD PUBLIC SCHOOL, BEGUMPET,  
SECUNDERABAD, HYDERABAD, TELANGANA  
STATE. - 500016  
PH :9985552452.

1692. RKS MOTORS PVT. LTD (K605-K6-01), PLOT NO.  
207, TADBUND, SECUNDERABAD. - 500009  
PH :040-23434520, 9010834567.

1693. PAVAN MOTORS PVT. LTD (K608-K6-01),  
PREMISES NO.6-1-17/A AND 6-1-18, WALKER  
TOWN, PADMARAO NAGAR, SECUNDERABAD. -  
500025  
PH :40-27502750.

1694. AUTOFIN LIMITED (K606-K6-02), SURVEY NO.  
177/B & 178/C SITUATED AT VILLAGE –  
KOMPALLY, MANDAL – QUTHBULLAPUR,  
HYDERABAD. - 500090  
PH :040-67295856.

**SHAD NAGAR**

1695. SRI JAYARAMA MOTORS (P) LTD (WS01-WS-01),  
SERVEY NO.445, FAROOQ NAGAR,  
SHADNAGAR, MAHABUB NAGAR DISTT.  
ANDHRA PRADESH. - 500216  
PH :8096991424.

**SHANKARPALLY**

1696. SAI SERVICES PVT. LTD. (CEX1-CEX-01),  
SURVEY NO. 203, HYDERABAD ROAD OPP. SM  
FUNCTION HALL ROAD, SHANKARPALLY,  
RANGA REDDY DISTT. - 501203  
PH :9966377888, 9912899128.

**SIDDIPET**

1697. ADARSHA AUTOMOTIVES PVT. LTD.  
(CAL1-CAL-01), SURVEY 197/A, VILLAGE –  
PONNALA, SIDDIPET, DISTRICT – MEDAK,  
TELANGANA. - 502103  
PH :888662222, 7799784525.

**SIRCILLA**

1698. ADARSHA AUTOMOTIVE PVT. LTD.  
(BYW1-BYW-01), H. NO. 10-1-7/2, 10-1-7/3,  
10-1-7/3/A/1, KARIMNAGAR ROAD, SIRCILLA,  
DISTRICT – KARIMNAGAR, TELANGANA -  
505301  
PH :8886618155.

**TANDUR**

1699. VARUN MOTORS PVT. LTD. (CFR1-CFR-01), H.  
NO. 2-1-20/3, 2-1-20/3/A & 2-1-20/9, PLOT NO. 45,  
46, 47, SURVEY NO. 57 OF MALREDDYPALLY  
VILLAGE, TANDUR MUNICIPALITY, VIKARABAD  
DISTRICT, TELANGANA. - 501141  
PH :9885208555.

**THORRUR**

1700. ADARSHA AUTOMOTIVES PVT. LTD.  
(BYV1-BYV-01), SURVEY NO.1 TO 5, BEARING  
M. NO.4-153/1, VILLAGE & MANDAL THORRUR  
DISTT. WARANGAL - 506163  
PH :9059438007.

**VIKARABAD**

1701. GEM MOTORS (INDIA) PVT. LTD.  
(BYM1-BYM-01), SHOP NO. 3-2-93/2, VILLAGE –  
YENNAPALLY, VIKARABAD MUNICIPALITY,  
VIKARABAD, DISTRICT – RANGA REDDY,  
TELANGANA. - 501101  
PH :9912349840.

**WANAPARTHY**

1702. SRI JAYARAMA MOTORS (P) LTD  
(WQ01-WQ-01), SURVEY NO.1149, KURNOOL  
ROAD, WANAPARTHY (A.P.) - 509103  
PH :9542448662.

**WARANGAL**

1703. ADARSHA AUTOMOTIVES PVT LTD  
(D502-D5-02), PLOT NO.10, INDUSTRIAL AREA,  
MULUGU ROAD, WARRANGAL. - 506007  
PH :0870-2623359.

1704. ADARSHA AUTOMOTIVES PVT LTD  
(D502-D5-03), OPPOSITE TO ORUGALLU  
FILLING STATION, HUNTER ROAD,  
SHAYAMPET, HUNAMKONDA, WARANGAL -  
506001  
PH :0870-2523349, 9959223393.

**ZAHIRABAD**

1705. SAI SERVICE PVT. LTD. (BAT1-BAT-01), PLOT  
NO-5,NEAR IBP PETROL BUNK,  
NH-9,ALIPUR,ZAHIRABAD,MEDAK  
(DIST),ANDHRA PRADESH - 502220  
PH :9966377888 (MR. GOPAL DESAI),

**TRIPURA**

**AGARTALA**

1706. JAIN UDYOG (6901-69-01), ARUNDHUTI NAGAR,  
OPP. INDUSTRIAL ESTATE, AGARTALA - 799003  
PH :0381-230542.  
1707. JAIN UDYOG (6901-69-05), 58-B/C, INDUSTRIAL  
AREA ARUNDHATI NAGAR, AGARTALA. - 799003  
PH :0381-2371402, 9436123592.  
1708. JAIN UDYOG (6901-69-06), KHATIAN NO. 1843,  
MOUJA & TEHSIL – KHAYERPUR, JIRANIA  
SUBDIVISION, AGARTALA - 799008  
PH :9436121559.

**DEALER WORKSHOP (AS ON 01.01.2018 )**

**AMBASSA**

1709. JAIN UDYOG (CDT1-CDT-01), A.A. ROAD, OPPOSITE OF CHANDRAI PARA HS SCHOOL, AMBASSA, DHALAI, TRIPURA. - 799289  
PH :9436123592.

**DHARMANAGAR**

1710. JAIN UDYOG (6901-RN-03), DHARMANAGAR COLLEGE ROAD, DHARMANAGAR, TRIPURA(NORTH). - 799250  
PH :3822-23047, 9774040553.

**UDAIPUR**

1711. JAIN UDYOG (YU01-YU-01), DHWAJANAGAR INDUSTRIAL ESTATE,UDAIPUR,TRIPURA (SOUTH) - 799116  
PH :3821-222640/9774020152.

**UNION TERRITORY**

**PANCHKULA**

1712. AUTO VOGUE PVT. LTD. (K303-K3-01), PLOT NO- 388, INDUSTRIAL AREA PHASE-1, PANCHKULA, HARYANA. - 134113  
PH :8725099358.

**UTTAR PRADESH**

**AGRA**

1713. MADHUSUDAN MOTORS PVT LTD (6603-66-01), B-5 LAWYERS COLONY, BYE PASS ROAD, AGRA - 282005  
PH :0562-5311102-05.
1714. MADHUSUDAN MOTORS PVT LTD (6603-66-02), GANESH GANJ, PRATAPPURA, AGRA - 282001  
PH :0562-3297501.
1715. MADHUSUDAN MOTORS PVT LTD (6603-66-03), 6-A, VIBHAV INDUSTRIAL STATE, AGRA - 282007  
PH :0562-3299221.
1716. MADHUSUDAN MOTORS PVT LTD (6603-66-04), 26/253, SULTAN GANJ KI PULIA, MAUZA LASKARPUR, AGRA - 283203  
PH :9837097894.
1717. PREM MOTORS PVT. LTD. (6605-66-01), KHASRA NO.382,386,387,388, VILLAGE ARTHONI, DELHI-AGRA HIGHWAY, NH-2, AGRA, UTTAR PRADESH - 282007  
PH :9690010795, 3215315/16.
1718. KTL PVT. LTD (6606-66-01), MUGHAL ROAD, KAMILA NAGAR, AGRA - 282004  
PH :8449715033,8449715099.
1719. PREM MOTORS PVT. LTD. (6607-66-01), 45, OPPOSITE AGRA COLLEGE, GOKULPURA, AGRA, UTTAR PRADESH - 282002  
PH :0562-2523022, 9690010795.

1720. KTL PVT. LTD (6606-66-02), KHASRA NO. 171, SEWLA JAT, GWALIOR ROAD, AGRA, UTTAR PRADESH - 282001  
PH :05622-410004.
1721. KTL PVT. LTD. (6606-66-03), 44/320 B, MAUJA BODLA, BODLA CHOWK, AGRA. - 282007  
PH :8449715091,7080404416.

**AKBARPUR**

1722. KTL PVT. LTD. (2801-LH-03), KANPUR ROAD, AKBARPUR - 209206  
PH :7408409304.
1723. SMARTWHEELS PVT. LTD. (7201-LH-08), TANDA ROAD, VILL-BUDHAEERPUR, PO-KATRIYA YAKOOPPUR, AKBARPUR , DIST-AMBEDKAR NAGAR (U.P.) - 224122  
PH :-244570.

**ALIGARH**

1724. DEV MOTORS (P) LTD (B601-B6-01), NEAR BANNA DEVI, G.T.ROAD, ALIGARH - 202001  
PH :0571-521771.

**ALLAHABAD**

1725. AMITDEEP MOTORS (2901-29-01), 26 SULEM SARAI, G.T ROAD, ALLAHABAD - 211001  
PH :0532-2636301, 2436360.
1726. GREENLAND MOTORS (2903-29-01), 40, INDUSTRIAL ESTATE, TELEARGANJ, ALLAHABAD - 211004  
PH :9838107735.
1727. GREENLAND MOTORS (2903-29-03), 52/36, LUKERGANJ, ALLAHABAD - 211001  
PH :7081103839, 7081103840.

**AMETHI**

1728. KTL PVT LTD (1302-AAV-07), PLOT NO – E 32, INDUSTRIAL AREA TEKARIA, UPSIDC, GAURIGANJ, DIST: C.S.M.NAGAR - 227409  
PH :05368-244445.

**ANPARA**

1729. STAR CARS (A UNIT OF SARASWATI VEHICLES LLP) (NJ02-NJ-01), KAHUWA NALA, AURI-BINA ROAD, AURI ANPARA, DISTRICT – SONEBHADRA - 232101  
PH :9170640607.

**AURAIYA**

1730. KULDEEP MOTORS (QJ01-QJ-01), NEAR INDIAN OIL TIRAHA, KANPUR ROAD, AURAIYA. - 206241  
PH :9235358444.

**AZAMGARH**

1731. DEEP MOTORS (K501-K5-01), HARBANSHPUR NARAUJI, AZAMGARH - 276001  
PH :05462-325387.

1732. DEEP MOTORS (K501-K5-04), VILLAGE – BALDEV MADURI, TEHSIL – SAGRI, DISTRICT – AZAMGARH, UTTAR PRADESH. - 276138  
PH :09838072902.

**BAHERI**

1733. KAVISHA MOTORS PVT. LTD. (BSB1-BSB-01), KASRA NO. 530, 531, 532, 533. NAINITAL ROAD, OPP. RAMLILA GROUND, BAHERI, DISTRICT – BAREILLY, UTTAR PRADESH - 243201  
PH :7895980110.

**BAHRAICH**

1734. ANAND MOTORS (1301-SZ-05), LUCKNOW ROAD,BEHRAICH,UTTAR PRADESH - 271801  
PH :7860786161.

**BAKSHI KA TALAB**

1735. BRIGHT 4 WHEEL SALES PVT. LTD. (1305-II-04), PLOT NO: 57 TO 60, KAUSHALABAD, BADHAULI BKT, PARGANA MOHANNA, SITAPUR ROAD, BAKSHI KA TALAB, LUCKNOW - 226020  
PH :9838075960,9628370601.

**BALLIA**

1736. DEEP MOTORS (K501-BA-03), MAIDEYPUR, RAJDHANI ROAD, BALLIA - 277001  
PH :9838072917.

**BALRAMPUR**

1737. ANAND MOTOR AGENCIES LTD. (XB01-XB-01), NEAR BALRAMPUR CHINI MILLS, GONDA ROAD,BALRAMPUR-UTTAR PRADESH - 271201  
PH :05263-232144.

**BANDA**

1738. MY CAR PVT. LTD. (2803-KV-03), KALUKUAN, TINDWARI ROAD, BANDA - 210001  
PH :9839029868.

**BARABANKI**

1739. BRIGHT 4 WHEEL SALES PVT. LTD. (1305-6A-03), VILL. DHARSANIA, LUCKNOW ROAD, NAWABGANJ, BARABANKI - 225001  
PH :9838075960.

**BARAUT**

1740. RAJ SNEH AUTO INDIA PVT LTD (4803-LL-04), DELHI SAHARANPUR ROAD, OPP.POLICE CHECK POST, NEAR VERDHMAN -DHARAM KANTA, BARAUT - 250611  
PH :9837581179.

**BAREILLY**

1741. CORAL MOTORS (P) LTD. (5602-56-01), STATION ROAD, BAREILLY - 243001  
PH :0581-559191.

1742. CORAL MOTORS (P) LTD. (5602-56-03), PILIBHIT BYE PASS ROAD, EXECUTIVE CLUB CROSSING, BAREILLY, UTTAR PRADESH - 243002  
PH :0581-2554922.
1743. KAVISHA MOTORS PVT. LTD. (5601-56-01), 4TH KM, RAMPUR ROAD, CLUTTER BUCKGANJ, BAREILLY - 243502  
PH :0581-480404,5,6,7,8.

**BASTI**

1744. SMARTWHEELS PVT. LTD. (7201-6B-05), MANORI CHAURAHA, DUMARIYA GANJ ROAD, BASTI - 270002  
PH :05542-286294.

**BHADOHI**

1745. VARANASI MOTORS PVT. LTD. (8402-TT-02), VARNASI ROAD, BHADOHI - 221401  
PH :9838360662.

**BIJNOR**

1746. SHAKUMBARI AUTOMOBILES (P) LTD (6D01-6D-01), PLOT & KHASRA NO. 253/3 & 258/1 ADJACENT KHEDI CHAURAHA, NEAR PULKIT HOSPITAL, DELHI-BIJNOR HIGHWAY, BIJNOR, DIST. – BIJNOR, UTTAR PRADESH. - 246701  
PH :8755903006.

**BILASPUR**

1747. AKANKSHA AUTOMOBILES PVT. LTD. (BCN1-BCN-01), NH-87 ,OPPOSITE SHAGUN BANQUET HALL, NEAR MILTON ACADEMY SCHOOL, RAMPUR NAINITAL ROAD, BILASPUR, DISTRICT – RAMPUR. - 244921  
PH :7895600005, 7247800009.

**BUDAUN**

1748. CORAL MOTORS (P) LTD. (5602-NF-04), PLOT NO.- 72, BAREILY-MATHURA HIGHWAY, BUDAUN, UTTAR PRADESH - 132103  
PH :9837891846.

**BULANDSHAHR**

1749. ROHAN MOTORS LTD. (T201-M5-02), PLOT NO-561, M.T. VILLAGE AKBARPUR, OPP. PANDIT PETROL PUMP, BULANDSAHAR, UTTAR PRADESH - 203001  
PH :9758418546.

**CHAKIA**

1750. STAR CARS (A UNIT OF SARASWATI VEHICLES LLP) (CJH1-CJH-01), KATHSILA NAHER, NEAR SAINT JOHN'S SCHOOL CHAKIA, DISTRICT – CHANDAULI. - 232101  
PH :7895980300.

**CHANDAUSI**

**DEALER WORKSHOP (AS ON 01.01.2018 )**

1751. AKANKSHA AUTOMOBILES PVT. LTD.  
(XA01-XA-01), AZAD ROAD, NEAR ROADWAYS,  
CHANDAUSI (BHEEM NAGAR) - 202412  
PH :254111.

**DEOBAND**

1752. ATELIER AUTOMOBILES (XK01-XK-01),  
OPPOSITE CIVIL COURT, MUZZAFARNAGAR  
HIGHWAY, DEOBAND - 247001  
PH :7500250042.

**DEORIA**

1753. SMARTWHEELS PVT. LTD. (M601-M6-01), PLOT  
NO. C-7, AND SHED NO. D-3, GOVERNMENT  
INDUSTRIAL ESTATE MEHRA, DEORIA, DIST.  
-DEORIA, UTTAR PRADESH. - 274001  
PH :7705800602.

**ETAH**

1754. MADHUSUDAN VEHICLES PRIVATE LTD.  
(XG01-XG-01), 472 ASROLI, GT ROAD, ETAH -  
207125  
PH :9837097894.

**ETAWAH**

1755. KULDEEP MOTORS (6E01-6E-01), PAKKA BAGH,  
KANPUR ROAD, ETAWAH - 206001  
PH :05688-257029.

**FAIZABAD**

1756. SMARTWHEELS PVT. LTD. (7201-F5-02),  
SAHADAT GANJ, LUCKNOW ROAD, FAIZABAD,  
UTTAR PRADESH. - 224001  
PH :05278-309333.

**FARIDPUR**

1757. KAVISHA MOTORS PVT. LTD. (CEM1-CEM-01),  
GATE NO. 216, KASBA SARAI, TEHSIL –  
FARIDPUR, DISTRICT – BAREILLY, UTTAR  
PRADESH. - 243503  
PH :7895980300.

**FARRUKHABAD**

1758. MY CAR PVT. LTD. (2803-TS-04), NEKPUR  
KALAN, FARRUKHABAD - 209625  
PH :9839029868.

**FATEHABAD**

1759. KTL PVT LTD (BLQ1-BLQ-01), KHASRA NO.  
730/731, GRAM MAUJA, MADAYNA SIKRARA  
MODE, FATEHABAD, DISTRICT – AGRA, UTTAR  
PRADESH - 283111  
PH :08449715063.

**FATEHPUR**

1760. KTL. PVT. LTD. (2801-TM-04), NH-2, OPP. RTO  
OFFICE, KANPUR ROAD, FATEHPUR - 212601  
PH :7408409304.

**FEROZABAD**

1761. MADHUSUDAN VEHICLES PRIVATE LTD.  
(DF01-DF-01), 746, ALI NAGAR KEJRA , NEAR  
RAJA KA TAL CROSSING, NH 2, FEROZABAD -  
283203  
PH :9690003035.

**GAJRAULA**

1762. AKANKSHA AUTOMOBILES PVT. LTD.  
(XD01-XD-01), JHANAKPURI OPPOSITE  
RELANCE PETROL PUMP, DELHI ROAD,  
GAJRAULA - 244235  
PH :9897069329.

**GHAZIABAD**

1763. REGENT AUTOLINKS (P) LTD (5902-59-01),  
A-10/9 INDUSTRIAL AREA, SITE NO 3, MEERUT  
ROAD, GHAZIABAD - 201001  
PH :0120-2706034-37, 0120-4641900,911,904.

1764. ROHAN MOTORS LTD. (5904-59-01), 432  
MUKAND NAGAR, G.T.ROAD, GHAZIABAD -  
201001  
PH :0120-4375182,4730717, 4730176, 4734218.

1765. ROHAN MOTORS (5904-59-02), PLOT NO.46,  
MEERUT-DELHI ROAD, MORTA, GHAZIABAD -  
201102  
PH :9717388333,9971466644.

1766. T.R. SAWHNEY MOTORS PVT LTD (5905-59-01),  
PLOT NO. 96, RAJINDER NAGAR INDUSTRIAL  
AREA, MOHAN NAGAR, GHAZIABAD, DISTT. -  
GHAZIABAD, U.P. - 201007  
PH :7503326561.

**GHAZIPUR**

1767. AGR AUTOMOBILES PVT. LTD. (8403-KT-03),  
RKBK PETROL PUMP, NEAR BANSI BAZAR,  
GAZIPUR - 2333001  
PH :0542-2361136.

**GHIOR**

1768. KULDEEP MOTORS (–), KARHAL ROAD, TEHSIL  
– GHIOR, DISTRICT – MAINPURI, UTTAR  
PRADESH.  
PH :9536755555.

**GONDA**

1769. SMARTWHEELS PVT. LTD. (7201-FZ-07), JANKI  
NAGAR, OPP INDIAN OIL DEPOT, BAHRACH  
ROAD, GONDA, UTTAR PRADESH, - 271001  
PH :233598.

**GORAKHPUR**

1770. SMARTWHEELS PVT. LTD. (7201-T2-01),  
MOHADDIPUR, (NEAR RAMGARH TAL),  
GORAKHPUR (U.P.) - 273012  
PH :2200267, 3090906.

1771. SMARTWHEELS PVT. LTD. (7201-T2-06), NEAR T  
B HOSPITAL, LACHCHIPUR, NEPAL ROAD,  
GORAKHPUR - 273012  
PH :0551-3090906.

1772. SMARTWHEELS PVT. LTD. (7202-72-01), PLOT  
NO.AL-4, SECTOR-9, GIDA, GORAKHPUR. -  
273209  
PH :9235401004.

**GREATER NOIDA**

1773. ROHAN MOTORS LTD. (T201-T2-01), 63-A,  
UDYOG VIHAR, GREATER NOIDA, UTTER  
PRADESH - 201306  
PH :0120-4513739,40,09,01, 2560564, 2569984-85,  
3092597.

**HAMIRPUR**

1774. KTL LTD. (QH01-QH-01), VILLAGE  
RAMEDI,KANPUR ROAD, HAMIRPUR - 210301  
PH :7408409304,9235443403.

**HAPUR**

1775. ROHAN MOTORS (6G01-6G-01), DELHI-HAPUR  
ROAD, OPPOSITE SSV INTERCOLLEGE,HAPUR,  
DISTRICT- GHAZIABAD - 245101  
PH :+11222313203.

**HARDOI**

1776. CONCEPT CARS PVT. LTD. (QE01-QE-01),  
NANAK GANJ, LUCKNOW ROAD, HARDOI -  
241001  
PH :9792971496.

1777. CONCEPT CARS PVT. LTD. (QE01-QE-04), PLOT  
NO. 1609 & 1605 GANGA BUX PURVA, BILGRAM  
ROAD, HARDOI KANPUR HIGHWAY, HARDOI,  
UTTAR PRADESH. - 241001  
PH :7607005857.

**HATHRAS**

1778. DEV MOTORS (P) LTD (B601-LP-03), NEAR  
NAGLA UMMED, ALIGARH ROAD, HATHRAS -  
204101  
PH :9917435500.

**JAGDISHPUR**

1779. BRIGHT 4 WHEELS SALES PVT. LTD.  
(XC01-XC-01),  
KATHORA,MUSAFIRKHANA,LUCKNOW  
SULTANPUR ROAD,JAGDISPUR-UTTAR  
PRADESH - 227817  
PH :9721526961 , 9628374814.

**JAUNPUR**

1780. KIRTIKUNJ AUTOMOBILES PVT. LTD.  
(6H01-6H-01), KHANPUR AKBAR, KUTTUPUR  
TIRAHA - 222001  
PH :9554951026.

**JHANSI**

1781. SURI AUTOMOBILES (6001-60-01), 362/1 NEHRU  
MARG, CIVIL LINES, JHANSI - 284001  
PH :330844.

**KANNAUJ**

1782. KTL. PVT. LTD. (2801-EM-05), PLOT NO. - 377,  
AKBARPUR, KANNAUJ - 209725  
PH :7408409304.

**KANPUR**

1783. KTL. PVT. LTD. (2801-28-01), 9/46, BENAJHABAR  
ROAD, HARSH NAGAR, KANPUR - 208002  
PH :0512-290459.

1784. KTL. PVT. LTD. (2801-28-02), SHVAATRA  
KRISHNA NAGAR, G T ROAD, KANPUR - 208007  
PH :0512-401390.

1785. MY CAR PVT. LTD. (2803-28-01), 84/54 C, JARIB  
CHOWKI ,G.T. ROAD, KANPUR - 208003  
PH :0512-3988833.

1786. MY CAR PVT. LTD. (2803-28-02), C-16, SITE-1,  
PANKI INDUSTRIAL AREA, KANPUR - 208022  
PH :0512-2691756.

1787. S B CARS PVT.LTD (2806-28-01), 77B ,  
FAZALGANZ, KANPUR - 208012  
PH :0512-2241660.

1788. MY CAR PVT. LTD. (2803-28-05), 88, BLOCK-T,  
FACTORY AREA, FAZALGANJ, KANPUR - 208004  
PH :0512-3067601.

1789. S B CARS PVT.LTD (2806-28-05), 1/6-7  
AMBEDKAR PURAM, AWAS VIKASH,  
KALYANPUR, KANPUR - 208017  
PH :7408430365.

**KASGANJ**

1790. MADHUSUDAN VEHICLES PRIVATE LTD.  
(BVX1-BVX-01), ARAJI NO. 646, SAURO ROAD,  
KASGANJ, DISTRICT – KASGANJ, UTTAR  
PRADESH. - 207123  
PH :9637825800.

**KAUSHAMBI**

1791. GREENLAND MOTORS (AYA1-AYA-01), OPP.  
NAVEEN SAMITI MANDI STHAL, MANUJHANPUR,  
KAUSAMBI - 211001  
PH :9919202043 , 9838107762.

**KHUTAR**

1792. SUMITRA DS MOTORS PVT LTD (CIO1-CIO-01),  
VILLAGE – NARAINPUR, VIKRAMPUR GOLA  
ROAD, KHUTAR, DISTRICT – SHAHJAHANPUR,  
UTTAR PRADESH. - 242405  
PH :09336408074.

**KIRAOOLI**

1793. PREM MOTORS PVT. LTD. (BJZ1-BJZ-01),  
GOVIND PALACE, NEAR KIRAWALI TEHSIL,  
AGRA – JAIPUR HIGHWAY, KIRAWALI, DISTRICT  
– AGRA, UTTAR PRADESH - 283122  
PH :7055007646.

**LAKHIMPUR**

1794. SUMITRA DS MOTORS PVT LTD (W201-M3-02),  
GATA NO. 66, LRP ROAD, TOWARDS GOLA,  
LAKHIMPUR KHERI - 242001  
PH :262583/4/5.

**DEALER WORKSHOP (AS ON 01.01.2018 )**

**LALITPUR**

1795. SURI AUTOMOBILES (6001-6J-03), JAHANSI  
SAGAR ROAD, LALITPUR - 284001  
PH :9451496015.

**LUCKNOW**

1796. ANAND MOTOR AGENCIES LTD. (1301-13-01),  
11TH KMS, FAIZABAD ROAD, CHINHAT,  
LUCKNOW - 227105  
PH :0522-315791, 315792, 315000, 7080000469.
1797. ANAND MOTOR AGENCIES LTD. (1301-13-02),  
47, NEHRU ROAD, SADAR BAZAR, LUCKNOW -  
226016  
PH :0522-3098257, 7080000463.
1798. ANAND MOTOR AGENCIES LTD. (1301-13-04),  
G-3, LDA MARKET, ALIGANJ, LUCKNOW -  
226024  
PH :0522 - 4103406/407/408, 7080000464.
1799. BRIGHT 4 WHEEL SALES PVT. LTD.  
(1305-13-01), 11/CP- 6, VIKAS NAGAR, RING  
ROAD, LUCKNOW - 226022  
PH :0522-2739501.
1800. KTL LIMITED (1302-13-02), MATIYARI  
CHAURAHA, CHINNHAT, FAIZABAD ROAD,  
LUCKNOW - 227105  
PH :0522-315301.
1801. KTL LIMITED (1302-13-03), INDRA NAGAR, OPP.  
HALFAIZABAD ROAD, LUCKNOW, UTTAR  
PRADESH - 226016  
PH :0522-2340183,86.
1802. KTL LIMITED (1302-13-04), BEHIND N S KOHLI  
PETROL PUMP, SARDARI KHEDA, KANPUR  
ROAD, ALAMBAGH, LUCKNOW - 226005  
PH :9918451222.
1803. ONE UP MOTORS INDIA PVT. LTD. (1306-13-01),  
C-16A, TRANSPORT NAGAR, KANPUR ROAD,  
LUCKNOW, KANPUR ROAD, LUCKNOW - 226012  
PH :9918100801.
1804. ONE UP MOTORS INDIA PVT. LTD. (1306-13-03),  
CHHANNILAL CROSSING, MANDIR MARG,  
LUCKNOW - 226005  
PH :9839015046.
1805. BRIGHT 4 WHEEL SALES PVT. LTD.  
(1305-13-02), PARGANNA MOHANNA, STP  
ROAD, CHATMEEL, LUCKNOW - 226021  
PH :9838075960.
1806. ONEUP MOTORS INDIA PVT. LTD. (1306-13-04),  
PLOT NO. 1/5, PATRAKARPURAM ROAD,  
VINEET KHAND, GOMTI NAGAR , LUCKNOW,  
UTTAR PRADESH - 226010  
PH :0522-4943666, 9918100291.
1807. BRIGHT 4 WHEEL SALES PVT. LTD.  
(1305-13-05), PLOT NO. 68, BUTLER GANJ,  
BAALLU ADDA, LUCKNOW. - 226001  
PH :7705911825, 9838075929.

**MADHOGANJ**

1808. CONCEPT CARS PVT. LTD. (BH1-BHI-01),  
KANPUR ROAD, NEAR RAILWAY CROSSING,  
MADHOGANJ DIST. HARDOI - 241001  
PH :05852-220016, 220064, 760769666.

**MAHARAJGANJ**

1809. SMARTWHEELS PVT. LTD. (EI01-EI-01), NEAR  
PHARENDA TAXI STAND, NAHAR ROAD, PIPAR  
DEORA, MAHARAJGANJ, DIST. MAHARAJGANJ,  
UTTAR PRADESH. - 273303  
PH :7705803113.
1810. KTL PVT. LTD. (BKS1-BKS-01), MUNNA MARKET  
HAIDERGARH ROAD TOWN AREA, TEHSIL –  
MAHARAJGANG, DISTRICT – RAIBAREILLY,  
UTTAR PRADESH.  
PH :9918451222.

**MAHMUDABAD**

1811. CONCEPT CARS PVT. LTD. (AAN1-AAN-01), IN  
FRONT OF POWER HOUSE, SIDAULI ROAD,  
MAHMUDABAD (U.P.) - 261203  
PH :05864-253993.

**MAHOBA**

1812. SURI AUTOMOBILES (6001-RM-02), NEAR  
PARMANAND CHOWK, GANDHINAGAR,  
MAHOBA, UTTAR PRADESH. - 284001  
PH :5281-244344, 9451496015.

**MAHRONI**

1813. SURI AUTOMOBILES (CGN1-CGN-01), LALITPUR  
ROAD, MEHRONI, DISTRICT – LALITPUR, UTTAR  
PRADESH. - 384405  
PH :9455213963.

**MAINPURI**

1814. KULDEEP MOTORS (6E01-SG-02), SKP-4A,  
MAINPURI - 205001  
PH :9235258444.

**MALIHABAD**

1815. ONE UP MOTORS INDIA PVT. LTD.  
(BOD1-BOD-01), KHASRA NO. 326/1 AND 327,  
VILLAGE PARGANA, TEHSIL – MALIHABAD,  
DISTRICT – LUCKNOW, UTTAR PRADESH. -  
227111  
PH :9918100781.

**MATHURA**

1816. UMA MOTORS PVT. LTD. (H801-H8-01), 68,  
MAHOLI, NEAR JAI GURUDEV TEMPLE, NH-2, KM  
STONE 146, MATHURA - 281004  
PH :0565-2463043/ 6290700.

**MEERUT**

1817. RAJ SNEH AUTO INDIA PVT LTD (4803-48-01),  
210, DELHI ROAD, NEAR AMAR UJALA, MEERUT  
- 250001  
PH :0121-2408038.

1818. RAJ SNEH AUTO INDIA PVT LTD (4803-48-02),  
GARH ROAD, OPP. PURI PETROL PUMP,  
MEERUT, UTTARPRADESH - 250003  
PH :121-2408031-35.

1819. TANYA MOTORS (4802-48-01), 35 CHIPPI TANK,  
BEGUM BRIDGE ROAD, MEERUT - 250001  
PH :0121-4020006, 648829.

1820. TANYA MOTORS (4802-48-03), 40, NAUCHANDI  
GROUND, MEERUT - 250001  
PH :0121-4026208, 2658008, 09, 10.

1821. RAJSNEH AUTO INDIS PVT. LTD. (4803-48-05),  
NEAR TAKSHILA COLONY, OPP. MEDICAL  
COLLEGE, GARH ROAD, MEERUT - 250002  
PH :9568007373, 9837581179.

1822. RAJ SNEH AUTO INDIA (P) LTD. (4803-48-06),  
OPP. KONARK COLONY, NEAR RAJMANDIR  
MANDAP, ROORKEE ROAD, MEERUT (U.P.) -  
250002  
PH :0121-2575787, 2575797.

1823. RADHA GOVIND AUTOMOBILES PVT. LTD.  
(4807-48-01), VILLAGE – BARAL, KUNDA GATE  
NEAR YOGI FARM HOUSE, PARTAPUR, DELHI  
ROAD, MEERUT. - 250002  
PH :7456001001.

**MIRZAPUR**

1824. STAR CARS (6K02-6K-01), PILI KOTHI, STATION  
ROAD, MIRZAPUR, UTTAR PRADESH - 231001  
PH :9450544961.

**MODINAGAR**

1825. MOTORCRAFT SALES PVT. LTD. (5903-M7-02),  
OPPOSITE SONIA ENCLAVE, ADJACENT  
SUMAN CINEMA, NH-58, MODINAGAR - 201204  
PH :01232 -244001, 9219444550.

**MOHANLAL GANJ**

1826. BRIGHT 4 WHEEL SALES PVT. LTD.  
(BWU1-BWU-01), KHASARA PLOT NO.581,  
VILLAGE PURSANI, PARGANA AND TEHSIL  
MOHANLALGANJ, LUCKNOW DISTT., UTTAR  
PRADESH - 227305  
PH :7571905966.

**MORADABAD**

1827. AKANKSHA AUTOMOBILES PVT. LTD.  
(B401-B4-01), DELHI ROAD, 5TH KM,  
MORADABAD (U.P.) - 244001  
PH :0591-2485111, 2480888, 2487722.

1828. AKANKSHA AUTOMOBILES PVT. LTD.  
(B401-B4-03), 5TH KM DELHI ROAD,  
MORADABAD - 244001  
PH :9219404041.

1829. AKANKSHA AUTOMOBILES PVT. LTD.  
(B401-B4-04), KHASRA NO. 569-570, VILLAGE –  
KAJIPURA, KANT ROAD, MORADABAD, UTTAR  
PRADESH. - 244001  
PH :07895600005.

**MUZAFFARNAGAR**

1830. RADHA GOVIND (H903-H9-01), NH -58 ,121 KM  
STONE, BY-PASS ROAD, NEAR TRANSPORT  
NAGAR, MUZAFFARNAGAR - 251001  
PH :9412210301.

**NAUGARH**

1831. SMARTWHEELS PVT. LTD. (QG01-QG-01), NEAR  
PAKARI CHAURAHA, NAUGARH ROAD,  
SIDDHARTHANAGAR - 272205  
PH :05544-211078.

**NAWABGANJ**

1832. KAVISHA MOTORS (P) LTD. (CHT1-CHT-01),  
VILLAGE – EIDH JAGIR NEAR GURUDWARA AT  
NH-74, TEHSIL – NAWABGANJ, DISTRICT –  
BAREILLY.  
PH :07895980222, 07895980300.

**NOIDA**

1833. FAIR DEAL CARS PVT. LTD. (A103-A1-01), D-39,  
SEC-10, NOIDA - 201301  
PH :0120-4747300, 301.
1834. ROHAN MOTORS LTD. (A102-A1-01), C-8/9,  
SECTOR - I, NOIDA - 201301  
PH :0120-4071900, 209,31,32,2529407, 2530535,  
2539297, 2556663.
1835. ROHAN MOTORS LTD. (A102-A1-02), C-11,  
SECTOR-1, NOIDA, UTTAR PRADESH - 201301  
PH :0120- 4071900, 209,31,32..
1836. MOTORCRAFT SALES PVT. LTD. (5903-A1-03),  
D-39, SECTOR-10, NOIDA - 201301  
PH :9818660777, 9810500000.
1837. VIPUL MOTORS LTD. (A101-A1-02), B-124 &  
B-125, SECTOR – 5, NOIDA, UTTAR PRADESH -  
201301  
PH :8800785532, 9818600000.
1838. VIPUL MOTORS PVT. LTD. (A106-A1-01), J-14,  
SECTOR-63, NOIDA, DISTT. GAUTAM BUDDH  
NAGAR (U.P.) - 201301  
PH :0120-4758605.

**ORAI**

1839. S B CARS PVT.LTD (2806-LU-02), KANPUR  
ROAD, ORAI - 285001  
PH :9307219303.

**PILIBHIT**

1840. CORAL MOTORS (P) LTD. (IL01-IL-01), BISALPUR  
ROAD, PILIBHIT, U.P. - 262001  
PH :9837891846.

**PRATAPGARH**

1841. GREENLAND MOTORS (2903-NK-02), PITAI KA  
PURVA, JOGAPUR, ALLAHABAD ROAD,  
PRATAPGARH - 230001  
PH :9838075757.

**PURANPUR**

**DEALER WORKSHOP (AS ON 01.01.2018 )**

1842. CORAL MOTORS (P) LTD. (CAD1-CAD-01),  
KHASRA NO. 768 & 770, VILLAGE - KHAMRIYA  
PATTI, PURANPUR - PILIBHIT ROAD, TEHSIL  
AND PARGANA - PURANPUR, DIST. PILIBHIT. -  
262124  
PH :9837891846, 9927001120.

**RAIBAREILLY**

1843. KTL LIMITED (1302-HS-05), PLOT NO. 1550,  
GULLUPUR, P O KATWARA,  
HIJARCHANDRAPUR, RAIBAREILLY - 229303  
PH :937177411,415.

**RAMNAGAR**

1844. NAINITAL MOTORS PVT. LTD. (XM01-XM-01),  
BASAI, KASIPUR ROAD, RAMNAGER - 244137  
PH :05947-282013.

**RAMPUR**

1845. AKANKSHA AUTOMOBILES PVT. LTD.  
(B401-6L-02), JUDGES ROAD, RAMPUR, UTTAR  
PRADESH - 244901  
PH :9219415225.

**RAYA**

1846. UMA MOTORS PVT. LTD. (BXK1-BXK-01),  
CHAUDHARY PADAM SINGH MARKET, NEAR  
INDIA INTER COLLEGE, RAYA - MAANT ROAD,  
RAYA, DISTT. MATHURA (U.P.) - 281204  
PH :9837204254.

**SAHARANPUR**

1847. ATELIER AUTOMOBILES PVT. LTD.  
(S202-S2-01), NEAR BARI NAHAR, AMBALA  
ROAD, SAHARANPUR - 247001  
PH :0173-2395001.

**SAHIBABAD**

1848. FAIR DEAL CARS PVT. LTD. (08A5-M9-01), 12/67  
SITE 4, INDUSTRIAL AREA,,SAHIBABAD,  
GHAZIABAD - 110095  
PH :0120-4740409/102/436.  
1849. MOTORCRAFT SALES PVT. LTD. (5903-M9-01),  
S-7 SITE-IV, SAHIBABAD INDUSTRIAL AREA,  
NEAR DABUR CHOWK, SAHIBABAD - 201010  
PH :0120-4172222 / 4102222.  
1850. T.R. SAWHNEY MOTORS PVT LTD (0819-M9-03),  
28/1/1, SITE-IV, SAHIBABAD INDUSTRIAL  
AREA,DISTT- GHAZIABAD, UTTAR PRADESH -  
201010  
PH :204753300, 9811020333.  
1851. MARKETING TIMES AUTOMOBILES PVT LTD  
(0887-M9-02), PLOT NO. 509 & 511, WAZIRABAD  
LONI ROAD , OPP. SHALIMAR GARDEN,  
SAHIBABAD DISTT GHAZIABAD,U.P. - 201005  
PH :9873298702,9818799910.

**SAMBHAL**

1852. AKANKSHA AUTOMOBILES PVT. LTD.  
(BBP1-BBP-01), PLOT NO. 303, NEAR TAJ MILK  
FACTORY, MORADABAD SAMBHAL ROAD,  
SAMBHAL, UTTAR PRADESH - 244302  
PH :0592-3232400.

**SANDILA**

1853. CONCEPT CARS PVT. LTD. (WY01-WY-01), PLOT  
NO.371, SARAY MARUPPUR, LUCKNOW ROAD,  
SANDILA-241204 DISTT. HARDOI. - 241204  
PH :05854-270001.

**SHAHABAD**

1854. CONCEPT CARS PVT. LTD. (AAX1-AAX-01),  
VILLAGE MUJAGADH, SHAHABAD - 241124  
PH :9151783146.

**SHAHJAHANPUR**

1855. SUMITRA DS MOTORS PVT LTD (W201-W2-01),  
SITAPUR ROAD, NH-24, SHAHJAHANPUR -  
242001  
PH :05842-220333, 233909.

**SHAMLI**

1856. RADHA GOVIND AUTOMOBILES PVT. LTD.  
(XJ01-XJ-01), KHERI KARMU, OPPOSITE  
POWER HOUSE, PANIPAT-KAIRANA ROAD,  
SHAMLI UTTAR PRADESH - 247776  
PH :1398-244571, 244572-73.

**SHIKOHABAD**

1857. MADHUSUDAN VEHICLES PRIVATE LTD.  
(XH01-XH-01), 2508, KATRA MIRA,  
MAHAMMABAD, OPP PROFESSOR COLONY, NH  
2, BYE PASS ROAD, SHIKOHABAD, DISTT:  
FIROZABAD,UTTAR PRADESH - 283203  
PH :9837097894,9690003001.

**SITAPUR**

1858. CONCEPT CARS PVT. LTD. (QE01-6M-02),  
LUCKNOW-DELHI ROAD, NH-24, VILLAGE  
JAMMAYAPUR, SITAPUR - 261001  
PH :9161284000.

**SULTANPUR**

1859. KIRTIKUNJ AUTOMOBILES PVT. LTD.  
(N101-N1-01), SHAURYAMAU, MIRANPUR,  
VARANSI-LUCKNOW HIGHWAY, NH-56  
(FAIZABAD BYPASS) SULTANPUR - 228001  
PH :05362-227760 , 220107.

**SWAR**

1860. AKANKSHA AUTOMOBILES PVT. LTD. (-), IN  
FRONT OF EIDGAH, TEHSIL - SWAR, DISTRICT  
- RAMPUR, UTTAR PRADESH. - 244924  
PH :9897069329.

**THAKURDWARA**

1861. AKANKSHA AUTOMOBILES PVT. LTD.  
(K001-KO-01), 2 KM. MORADABAD ROAD, NEAR  
JEETA KA DHABA, SAHAB GANJ (MUNSHI  
GANJ), THAKURDWARA, DISTT. MBD. UTTAR  
PRADESH - 244601  
PH :7895980519.

**UNCHAHAR**

1862. KTL PVT. LTD. (1302-IH-06), ALLAHABAD  
LUCKNOW ROAD, NEAR PURANA PETROL  
PUMP, WARD NO. 5, SALON, UNCHAHAR,  
DISTT: RAIBARELI - 229404  
PH :9451133838.

**UNNAO**

1863. S B CARS (2806-KL-04), HUSSAIN NAGAR  
BYPASS,KANPUR-LUCKNOW HIGHWAY ROAD,  
UNNAO,U.P. - 209801  
PH :5153-202445, 9839811711.

**VARANASI**

1864. AGR AUTOMOBILES PVT. LTD. (8403-84-01),  
B-38/2A, MAHMOORGANJ, GOPAL VIHAR,  
VARANASI - 221010  
PH :0542-2360436.  
1865. VARANASI MOTORS PVT. LTD. (8402-84-01),  
THE MALL, CANTONMENT, VARANASI - 221001  
PH :0542-2509068, 2509069.  
1866. VARANASI MOTORS PVT. LTD. (8402-84-03),  
AARAJI NO.2 AND 48, G.T. ROAD, TODAPUR,  
MOHANSARAI, RAJATALAB, VARANASI (U.P.) -  
221311  
PH :0542-2632786, 9838360662.

**UTTARAKHAND**

**ALMORA**

1867. NAINITAL MOTORS PVT. LTD. (J603-SQ-04),  
PAWAR BHAWAN, JOSHI KHOLA RAJPURA,  
PITHRAGARH ROAD, ALMORA - 263601  
PH :9639016895.

**BAGESHWAR**

1868. NAINITAL MOTORS PVT. LTD. (J603-8I-05),  
KAPKOT ROAD, BAGESHWAR. - 263642  
PH :9927708822.

**BAZPUR**

1869. AKANKSHA AUTOMOBILE (RUDRAPUR) PVT.  
LTD. (CGU2-CGU-01), KHASRA NO. 96/2,  
VILLAGE - BHONA, ISLAM NAGAR, TEHSIL -  
BAZPUR, UTTARAKHAND. - 262401  
PH :5949-281122, 9837278258.

**CHAMPAWAT**

1870. AKANKSHA AUTOMOBILES (RUDRAPUR) PVT.  
LTD. (SF02-SF-01), TANAKPUR LOHAGHAT  
ROAD, CHAMPAWAT, UTTARAKHAND - 262523  
PH :05965 - 230033.

**DEHRADUN**

1871. D.D. MOTORS (5704-57-01), 918/221, PATEL  
NAGAR, INDUSTRIAL AREA, DEHRADUN  
PH :0135-2745330, 31, 32.

1872. FUTURE AUTO WHEELS PVT.LTD (5706-57-01),  
KHASRA NO. 8KHA, MOHABEWALA  
INDUSTRIAL AREA, DEHRADUN, - 248001  
PH :0129 -4271800.

1873. ROHAN MOTORS LTD. (5702-57-01), 130/1  
CHAKRATA ROAD, YAMUNA COLONY,  
DEHRADUN - 248001  
PH :0135-2530955, 624519, 626097.

1874. ROHAN MOTORS LTD. (5702-57-02), 257/2, GMS  
ROAD,VILL. NIRANJANPUR, ADJ TO KAMLA  
PALACE, DEHRADUN - 248001  
PH :0135-2720342/43/44.

**GOPESHWAR**

1875. ROHAN MOTORS LTD. (5702-MV-03), CHOTA,  
MANDAL ROAD, NEAR FOREST GATE,  
GOPESHWAR - 131028  
PH :01372-251572.

**HALDWANI**

1876. NAINITAL MOTORS PVT. LTD. (J603-J6-01),  
VILLAGE JEETPUR NEGY, 5TH KM RAMPUR  
ROAD, HALDWANI - 263139  
PH :9639016895.

1877. NAINITAL MOTORS PVT. LTD. (J603-J6-02),  
KALA DUNGI, NEAR ABDULLAH PETROL PUMP,  
HALDWANI - 263139  
PH :9639016895.

**HARIDWAR**

1878. SHAKUMBARI AUTOMOBILES (P) LTD  
(6N02-6N-01), E-5/6, INDUSTRIAL AREA,  
HARDWAR - 249407  
PH :01334-310676, 321432.

**KASHIPUR**

1879. AKANKSHA AUTOMOBILES (RUDRAPUR) PVT.  
LTD. (DG02-DG-01), BAZPUR ROAD, KASHIPUR -  
244713  
PH :9219408725.

**KHATIMA**

1880. AKANKSHA AUTOMOBILES (RUDRAPUR) PVT.  
LTD. (XL02-XL-01), VILLAGE: KHETAL SANDA  
KHAM (SAL BHOJI NO.3, OPP. FOREST  
CORPORATION) PILIBHIT ROAD,  
KHATIMA,UDHAM SINGH NAGAR,  
UTTARAKHAND - 262308  
PH :8191000813.

**KOTDWAR**

1881. SHAKUMBARI AUTOMOBILES (P) LTD  
(6N02-2I-02), PLOT NO.23 & 30 INDUSTRIAL  
ESTATE, SITABPUR, KOTDWAR, DIS. PAURI  
(GARHWAL), UTTRAKHAND - 249001  
PH :875598075,9927708822.



**DEALER WORKSHOP (AS ON 01.01.2018 )**

**PITHORAGARH**

1882. NAINITAL MOTORS PVT. LTD. (J603-NM-03),  
VILLAGE PANDA, ODSAINI, DHARCHULA ROAD,  
PITHORAGARH - 262501  
PH :9639016895.

**RANIKHET**

1883. NAINITAL MOTORS PVT. LTD. (AXA1-AXA-01),  
GANYADOLI, NEAR DRUG FACTORY,  
RANIKHET DISTT. ALMORA (UTTARAKHAND) -  
263645  
PH :05962-230254.

**RISHIKESH**

1884. FUTURE AUTO WHEELS (AAS1-AAS-01), 640,  
LAXMAN JHULA ROAD, RISHIKESH. DISTT.  
DEHRADUN, UTTARAKHAND - 249201  
PH :0135-2432387.

**ROORKEE**

1885. SHAKUMBARI AUTOMOBILES (P) LTD  
(H201-H2-01), 3RD KM STONE, DELHI-ROORKEE  
HIGHWAY, NEAR IOC PETROL BUNK, ROORKEE  
DISTT HARIDWAR - 247667  
PH :01332-326160, 72267, 76216.

**RUDRAPRAYAG**

1886. ROHAN MOTORS (IK01-IK-01),  
GULABRAI-BADRINATH ROAD, RUDRAPRAYAG  
- 246171  
PH :1364-233118.

**RUDRAPUR**

1887. AKANKSHA AUTOMOBILES (RUDRAPUR) PVT.  
LTD. (U404-U4-01), KICHHA BYE PASS ROAD,  
INDUSTRIAL AREA, RUDRAPUR - 263153  
PH :05944-247203.

**SITARGANJ**

1888. AKANKSHA AUTOMOBILES (RUDRAPUR) PVT.  
LTD. (CD02-CD-01), PLOT NO.228/5 AND 228/6  
KHATIMA ROAD, SITARGANJ, DISTT -  
RUDRAPUR, UTTARAKHAND. - 262405  
PH :8192000375.

**SRINAGAR**

1889. SHAKUMBARI AUTOMOBILES (ANA1-ANA-01),  
SRICOT GANAGANALI , NEAR MEDICAL  
COLLEGE, PO- SRICOT, SRINAGAR - 248174  
PH :1346-244571,244572-73.

**TEHRI**

1890. D.D. MOTORS (5704-SP-02), PLOT NO. 541,  
SECTOR-8E, DISTT. - NEW TEHRI - 249001  
PH :01376-233144.

**WEST BENGAL**

**ALIPURDUAR**

1891. PODDAR CAR WORLD PVT. LTD.  
(BZO1-BZO-01), BIRPARA MORE, COOCH  
BEHAR ROAD, BESIDE GOYENKA PETROL  
PUMP, ALIPURDUAR, WEST BENGAL. - 736121  
PH :9800653338.

**ARAMBAGH**

1892. SANEI MOTORS PVT. LTD. (7T02-7T-01), R.S.  
DAG NO. 1887, R.S. KHATIAN NO. 104, HAL  
KHATIAN NO. 1233, MOUZA-PARUL, J.L.NO. 38,  
R.S.NO. 3111, P.S. ARAMBAGH, DISTT.  
HOOGHLY, WEST BENGAL - 712601  
PH :8584050184.

**ASANSOL**

1893. BEEKAY AUTO PVT LTD (F601-F6-01), CHANDA  
MORE, N.H. 2, ASANSOL - 713301  
PH :341-2344030/31/2343978, 9932049425.

**BAHRAMPUR**

1894. BEEKAY AUTO PVT LTD (T301-DJ-02),  
BOKULTALA (PASCHIM GAMINI), NH-34,  
BAHARAMPUR, DISTT. MURSHIDABAD. - 742101  
PH :3482-267340.

**BAJKUL**

1895. BHANDARI AUTOMOBILES LTD (CAV1-CAV-01),  
VILLAGE – KAPTYAPA BARI, P.O. – KAJLAGARH,  
P.S. – BHAGWANPUR, BAJKUL, DISTRICT –  
PURBA MIDNAPORE. - 721626  
PH :9933055539.

**BANKURA**

1896. BHANDARI AUTOMOBILES LTD. (G701-6Q-02),  
PLOT NO.-156, KH NO.-173, MITHILA MOUZA,  
AT/PO-BANKURA (WB) - 722101  
PH :34242-256766.

**BARASAT**

1897. PREMIER CARWORLD PVT. LTD. (X203-XZ-01),  
R.S DAG NO. 512 AND PARTY IN DAG NO. 513,  
MOUZA-KHILKAPUR, P.O BARASAT, POLICE  
STATION: DUTTA PUKUR, TOUZI NO. 146, J.L  
NO. 4, DISTRICT – NORTH 24 PARGANAS, WEST  
BENGAL - 700125  
PH :8420122407.

**BARJORA**

1898. BHANDARI AUTOMOBILES PVT. LTD.  
(BED1-BED-01), VILLAGE + P.O. + P.S. –  
BARJORA, MOUZA – BARJORA, JL NO. 46,  
KHATIAN NO. 3380, PLOT NO. 2795, BARJORA  
DISTRICT – BANKURA, WEST BENGAL. - 722202  
PH :8016087297.

**BARRACKPORE**

1899. STARBURST MOTORS PVT LTD (BXJ1-CIY-02),  
NEAR RAIL GATE, WARD NO. 24, WEST  
BARASAT ROAD, P.S. – TITAGARH,  
BARRACKPORE, DISTRICT – NORTH 24  
PARGANAS, KOLKATA. - 700120  
PH :9836303777.

**BARSUNDRA**

1900. BHANDARI AUTOMOBILES PVT LTD  
(G701-BJW-05), PLOT NO. 610, BARSUNDARA,  
ISHWARDAHA, JALPAI, P.S. BHAWANIPUR,  
EAST MIDNAPORE. WEST BENGAL - 721654  
PH :9933055539.

**BARUIPUR**

1901. ONE AUTO PVT LTD (ACA1-ACA-01),  
MAHENDRA NIKETAN, KHASH MALLICK, P.O.  
SOUTH GOBINDAPUR, P.S- BARUIPUR, DISTT.  
SOUTH 24 PARGANAS, WEST KOLKATA (WEST  
BENGAL) - 700145  
PH :8584018013.

**BASIRHAT**

1902. BHANDARI AUTOMOBILES LTD. (X701-0D-03),  
RAGHUNATHPUR, TALKI ROAD, BASIRHAT NR.  
INDIAN PERTOL PUMP, NORTH-24 PARGANAS. -  
743428  
PH :3217-249192, 249194.

**BISHNUPUR**

1903. BHANDARI AUTOMOBILES PVT. LTD.  
(AAG1-AAG-01), STATION ROAD, P.O+P.S-  
BISHNUPUR, DIST: BANKURA, WEST BENGAL -  
722122  
PH :9933055539.

**BOLPUR**

1904. SWG- (A UNIT OFSAI NATH AUTO LINKS PVT.  
LTD) (4402-TC-03), KABI JOYDEB ROAD, NEAR  
BOLPUR BY PASS, BOLPUR, DIST: BIRBHUM  
PH :3463-252577, 252777.

**BONGAON**

1905. STARBURST MOTORS PVT LTD (TQ02-TQ-01),  
376/D, R D B ROAD, NEAR JESSORE ROAD,  
BAKSHIPALLY, BONGAON, NORTH 24  
PARGANAS, WEST BENGAL - 743235  
PH :9874195451.

**BUDGE BUDGE**

1906. ONE AUTO PVT. LTD. (BAV1-BAV-01), MAHESH  
TALA, NEAR DAKGHAR KALIMANDIR, BUDGE  
BUDGE TRUNK ROAD, DAKGHAR, WARD NO.  
22, POLICE STATION-MAHESHTALA, WEST  
BENGAL - 700141  
PH :8335050357/8442830001.

**BURDWAN**

1907. BEEKAY AUTO PVT LTD (T301-T3-03), NH-2,  
PAMRA VILLAGE ROAD, CHANDNI MORE,  
SATTAR MILE, BURDWAN, WEST BENGAL -  
713101  
PH :9932049454.

**C K ROAD**

1908. BHANDARI AUTOMOBILES PVT. LTD.  
(D001-D0-01), P.O:SAT BANKURA, PS:GARBETA,  
CHANDRAKONA ROAD, DIST. PASCHIM  
MIDNAPORE, WEST BENGAL - 721252  
PH :9933055539.

**CANNING**

1909. OSL MOTORCORP PVT. LTD. (CEG1-CEG-01),  
MOUZA – DIGHIR PAAR, J.L NO. 121, PARGANA  
– SUNDARBAN, TOUZI NO. 2892/2834, P.S. –  
CANNING, SOUTH 24 PARGANAS, WEST  
BENGAL.  
PH :8336996179.

**CHAKDAHA**

1910. BHANDARI AUTOMOBILES (OM01-OM-01),  
VILLAGE – PUMLIA, P.O. – CHAKDAHA,  
DISTRICT – NADIA, WEST BENGAL. - 741222  
PH :9073940368, 9674735303, 9674169007.

**CHANDRAKONA**

1911. BHANDARI AUTOMOBILES PVT. LTD.  
(D001-CIP-02), AT: VILL. GOSAI PO+PS  
CHANDRAKONA TOWN, MOUZA DHARABILA,  
J.L.NO. 095, KHATIAN NO. 315, PLOT NO. 203 &  
189, NEAR MUNIPAL GATE TOWARDS C.K.  
ROAD. - 721201  
PH :8945526833.

**CONTAI**

1912. BHANDARI AUTOMOBILES LTD. (G701-GV-03),  
SERPUR BAMUNBAR,P O- MARISHDA, NEAR  
MECHEDA BYPASS, CONTAI, WEST BENGAL -  
721401  
PH :3220-254572.

**COOCH BEHAR**

1913. PODDAR CAR WORLD PVT. LTD.  
(BWZ1-BWZ-01), CHAKCHAKA, NEELKUTHI  
BAZAR, NEAR ADA FACTORY, NH-31, COOCH  
BEHAR, WEST BENGAL. - 736101  
PH :03582-258567, 7031045594.

**DARJEELING**

1914. BEEKAY AUTO PVT LTD (4301-6U-05), MERRY  
VILLA, DARJEELING, DISTRICT-DARJEELING. -  
734101  
PH :9233539579.

**DHUPGURI**

**DEALER WORKSHOP (AS ON 01.01.2018 )**

1915. BEEKAY AUTO PVT. LTD. (BWD1-BWD-01),  
MOUZA – DHUPGURI, PLOT NO. 1814, WARD  
NO. 16, DHUPGURI, DISTRICT – JALPAIGURI,  
WEST BENGAL. - 735210  
PH :7477785203.

**DIAMOND HARBOUR**

1916. ONE AUTO PVT. LTD. (YE01-YE-01), VILLAGE –  
CHEWRA, OPPOSITE – K.E. CARMEL SCHOOL,  
P.O. – SARISHA HAT, P.S. – DIAMOND  
HARBOUR, DISTRICT – 24 PARGANAS (S) ,  
WEST BENGAL. - 743368  
PH :8442830001.

**DURGAPUR**

1917. SWG- (A UNIT OFSAI NATH AUTO LINKS PVT.  
LTD) (4402-44-01), PLOT NO-743, MAUZA  
FRIDIPUR, BURDWAN, DURGAPUR - 713213  
PH :343-2547777, 9233500277.

**FALTA**

1918. OSL MOTOCORP PVT. LTD. (CFA1-CFA-01), JL  
16, TOUZI NO. 37, DAG NO. 440, FALTA,  
DISTRICT – 24 PARGANAS, WEST BENGAL. -  
743504  
PH :8336996547.

**GHATAL**

1919. BHANDARI AUTOMOBILES (AAD1-AAD-01), VILL.  
NIMTOLA, P.O. & P.S. DASPUR, GHATAL, WEST  
MIDNAPORE, WEST BENGAL. - 721211  
PH :9933055539.

**GOPIBALLAVPUR**

1920. BHANDARI AUTOMOBILES PVT. LTD.  
(BPQ1-BPQ-01), JL NO. 1103, KHATIAN NO. 1103,  
PLOT NO. 438, VILLAGE + P.O. + P.S. –  
GOPIBALLVPUR , MOUZA – GOPIBALLVPUR,  
WEST MIDNAPUR, WEST BENGAL. - 721506  
PH :9933055539, 8170018577.

**HALDIA**

1921. BHANDARI AUTOMOBILES LTD. (G701-SE-04),  
BALGHASIPUR, BHABANIPUR, PURBA  
MEDIANPUR, HALDIA - 721657  
PH :8016082344, 9233502421.

**HOWRAH**

1922. BHANDARI AUTOMOBILES LTD. (X701-X7-01),  
BANKRA THANA,DOMJUR,HOWRAH. - 711403  
PH :33-66137528/18/06.  
1923. PREMIER CARWORLD PVT. LTD. (0611-X7-02),  
MOUZA – PRASASTHA, P.S. – DOMJUR, UNDER  
MOHIARY 2 NO. GRAM PANCHAYAT,  
ANKURHATI, HOWRAH, WEST BENGAL. - 711302  
PH :9830177558.

**JALPAIGURI**

1924. PODDAR CAR WORLD PVT. LTD. (XY01-XY-01),  
COLLEGE PARA, SIRISHTALA, NEAR ASSAM  
MORE, JALPAIGURI, WEST BENGAL. - 735101  
PH :03561-257155, 257066, 8945534921.

**JHARGRAM**

1925. BHANDARI AUTOMOBILES PVT. LTD.  
(BUG1-BUG-01), DAG NO.383, KHATAN NO.  
JL396, WARD NO.11, RAJBATI CAMPUS,  
JHARGRAM, WEST BENGAL - 721507  
PH :8016087297, 9933055539.

**KALNA**

1926. BEEKAY AUTO PVT LTD (WZ01-WZ-01), KALNA  
ROAD, NEAR KALNA SUB DIVISIONAL  
HOSPITAL, KALNA, PO+PS: KALNA, DISTT.  
BURDWAN, (W.B.) - 713409  
PH :9932251483.

**KALYANI**

1927. STARBURST MOTORS PVT LTD (IJ01-IJ-01),  
KALYANI INDUSTRIAL GROWTH CENTRE,  
PHASE-III, A-5 (OPP. U I C UDYOG, NEAR: J I S  
COLLEGE), KALYANI. - 741234  
PH :033-25824139/25824140.

**KESHPUR**

1928. BHANDARI AUTOMOBILES PVT. LTD.  
(CCM1-CCM-01), JL NO. 338, KHATIAN NO. 788/2,  
PLOT NO. 1749, MOUZA – KESHPUR, VILLAGE +  
P.O. + P.S. – KESHPUR, WEST MIDNAPUR,  
WEST BENGAL. - 721150  
PH :721150, 8170014289.

**KHARAGPUR**

1929. BHANDARI AUTOMOBILES LTD. (G701-G7-01),  
BHANDARI BUILDING, JHAPATAPUR,  
KHARAGPUR, WEST BENGAL - 721301  
PH :3222-755537.

**KOLKATA**

1930. AUTO HITECH PRIVATE LIMITED (0604-06-01),  
34-A, C.N. ROY ROAD, KOLKATA - 700039  
PH :33-40218200,8231/8222/8262.  
1931. DEWAR'S GARAGE (0605-06-01), (PROP. DELTA  
INTERNATIONAL LTD.), 14 BRITISH INDIAN  
STREET, CALCUTTA - 700069  
PH :33-2483397 (NA).  
1932. MACHINO TECHNO SALES LTD. (0601-06-01),  
21/1 DARGA ROAD, (PARK CIRCUS), CALCUTTA  
- 700017  
PH :33-30285317/18/16/12/15,08272981466.  
1933. MACHINO TECHNO SALES LTD. (0601-06-02), 48  
A, TARATALA ROAD, KOLKATA - 700066  
PH :33-24913755, 24913993.  
1934. PREMIER CARWORLD PVT. LTD. (0611-06-01),  
AGARPARA JUTE MILL, 28-B.T.ROAD, P.O.:  
-KAMARHATI, DISTT.-KOLKATA - 700058  
PH :33-66065555/25235910.

1935. BHANDARI AUTOMOBILES PVT. LTD.  
(0609-06-01), BUDGE BUDGE TRUNK ROAD,  
NEW GOPALPUR, SARKARPOOL,  
MAHESHTALA, DISTT. SOUTH 24 PARGANAS,  
WEST BENGAL - 700143  
PH :033-64995331/2.

1936. BHANDARI AUTOMOBILES PVT. LTD.  
(0609-06-02), 37, GULAM JILANI KHAN ROAD,  
KOLKATA - 700039  
PH :9903850402/9830044089.

1937. SANEI MOTORS PVT LTD (0612-06-01), 16/2  
CANAL EAST ROAD, NEAR MANIKTALA POLICE  
STATION,KOLKATA - 700067  
PH :033-30103043.

1938. ONE AUTO PVT LTD (0614-06-02), 62 EAST  
TOPSIA ROAD, P.S. TILJALA, ARUPOTA,  
KOLKATA, WEST BENGAL - 700105  
PH :8442830001.

1939. ONE AUTO PVT LTD (0614-06-01), JL NO.3,  
MOUZA-JAGADIPOTA, P.S:SONARPUR,  
KHEYADAH NO.2, GRAM PANCHAYAT, DISTT.  
SOUTH 24 PARGANAS. - 700099  
PH :8442830001.

1940. DEWAR'S GARAGE (0605-06-03), P-27/2,  
TARATALA ROAD, KOLKATA - 700088  
PH :033-24010011, 8584015273.

1941. SANEI MOTORS PVT LTD (0612-06-02), 235,  
HATYARA ROAD, SITALATALA, BAGUIATI,  
KOLKATA, WEST BENGAL - 700059  
PH :8584050184, 958405071.

1942. OSL MOTOCORP PVT. LTD. (0616-06-01), 49  
DEBENDRA CHANDRA DEY ROAD, LANE  
BESIDE SILVER SPRING CLUB, E.M. BYE-PASS,  
KOLKATA - 700015  
PH :3369466946, 08697982283.

**KRISHNANAGAR**

1943. BHANDARI AUTOMOBILES LTD. (X701-GS-02),  
PLOT NO.-1874, MOUZA-GOBINDSARAK ,J.K.  
NO. 94, PS-KOTWAL, OLD WARD NO. 20, LAL  
MOHAN GHOSH ROAD, KRISHNANAGAR -  
742011  
PH :3472-223587.

**MADHYAMGRAM**

1944. STARBURST MOTORS PVT LTD (BXJ1-BXJ-01),  
9/1, HEMANTA BOSE SARANI, BASUNAGAR,  
NEAR DEAF & DUMB SCHOOL, UDAYRAJPUR,  
MADHYAMGRAM - 700129  
PH :9830130265.

**MALBAZAR**

1945. BEEKAY AUTO PVT LTD (BWG1-BWG-01),  
CALTEX MORE, VILLAGE + P.S. – MALBAZAR  
AND DISTRICT – JALPAIGURI - . 735221  
PH :7477785203.

**MALDA**

1946. J.K. WHEELS PVT LTD (L801-L8-01),  
GABGACHHI, N.H. 34, MALDA, - 732103  
PH :3512-258884, 266379.

**MATHABHANGA**

1947. BEEKAY AUTO PVT LTD (BQF1-BQF-01),  
SITAKULCHI ROAD, WARD  
NO.9,MATHABHANGA, DISTRICT –  
COOCHBEHAR. - 736146  
PH :7477785202.

**MOHANPUR**

1948. BHANDARI AUTOMOBILES (CIV1-CIV-01),  
VILLAGE-NAYAGAON, P.O.-PAROI, P.S.  
-MOHANPUR, MOUZA - NAYAGAON, JL NO.395,  
KHATIAN NO.175/1, PLOT NO.895, DISTT.  
-PASCHIM MIDNAPUR,W.BENGAL. - 721436  
PH :9933055539.

**NAIHATI**

1949. PREMIER CARWORLD PVT. LTD. (YD01-YD-01),  
P.O. BHATPARA, GRAM-MUKTARPUR, P.S. -  
JAGATDAL, DIST-24 PGS (N), NAIHATI (WB) -  
743123  
PH :8420122451.

**PANDUA**

1950. BHANDARI AUTOMOBILES PVT LTD  
(BOS1-BOS-01), GT ROAD, PANDUA, NEAR  
KAKOLI CINEMA HALL, OPP. POWER HOUSE,  
HOOGLY, WEST BENGAL. - 712149  
PH :9830044089.

**PANSKURA**

1951. BHANDARI AUTOMOBILES PVT. LTD.  
(BPS1-BPS-01), MOUZA – PASCHIM NEKRA, JL  
NO.98, LR NO.1154, LR NO.1156, PANSKURA,  
WEST BENGAL.  
PH :7478000389.

**PURULIA**

1952. SWG- (A UNIT OFSAI NATH AUTO LINKS PVT.  
LTD) (4402-6W-02), PO. LAKDA, VILLAGE-DADKA  
, ON RANCHI ROAD, PURULIA - 723149  
PH :3252-242100.

**RAGHUNATHPUR**

1953. BEEKAY AUTO PVT. LTD. (CKZ1-CKZ-01),  
MOUZA – BUNDLA, J.L. NO. 197, PLOT NO. 2656,  
KHATIAN NO. LR 207, P.O. – RAGHUNATHPUR,  
P.S. – RAGHUNATHPUR, DISTRICT – PURULIA. -  
723133  
PH :7478004463, 99320494425.

**RAIGANJ**

1954. JK WHEELS (BN02-BN-01), JL NO. 150, KHATIAN  
NO. 168/3 & 168/4, PLOT NO. 4158, P.S. –  
RAIGANJ, MUNICIPALITY – RAIGANJ, WARD NO.  
11, HOLDING NO. 577/N, MOUZA – RAIGANJ,  
DISTRICT – UTTAR DINAJPUR,  
PH :9733020202.

**RANAGHAT**

1955. STARBURST MOTORS PVT LTD  
(BBW1-BBW-01), THANA: GANGNAPUR, ADSR  
OFFICE, 151 NO.MOUZA PATULI, PLOT NO.309,  
RANAGHAT, DISTT: NADIA - 741238  
PH :8584040215, 8336933447.

**SEORI**

1956. BEEKAY AUTO PVT LTD (F601-KC-02),  
RAMBADANPUR, NEAR SP MORE,  
DIST-BIRBHUM, SEORI - 731101  
PH :3482-259055 / 9233503153.

**SHYAMPUR**

1957. SANEI MOTORS PVT LTD (CAW1-CAW-01),  
VILLAGE + P.O. – GOBINDAPUR, P.S. –  
SHYAMPUR, DISTRICT – HOWRAH, WEST  
BENGAL . - 711314  
PH :8584050184.

**SILIGURI**

1958. BEEKAY AUTO PVT LTD (4301-43-01), NH-31,  
P.O. MATIGARA, SILIGURI. - 734428  
PH :353-2002254, 6533554.  
1959. BEEKAY AUTO PVT LTD (4301-43-04), AMAI  
DIGHI, PHOOL BARI, STATE HIGHWAY -12,  
SILIGURI - 734001  
PH :353-2568592, 9932049347.  
1960. SEVOKE MOTORS PVT. LTD. (4302-43-01), 233,  
SEVOKE ROAD, 2ND MILE, SILIGURI - 734001  
PH :353-2545309/12/13.

**SREERAMPURE (SREERAMPUR)**

1961. BHANDARI AUTOMOBILES (BBT1-BBT-01),  
BANGIHATI (MADPUR) DELHI ROAD,  
SREERAMPUR, DISTT: HOOGHLY, WB - 712203  
PH :33-66137505, 66137585, 9674741544.

**TAMLUK**

1962. BHANDARI AUTOMOBILES PVT. LTD.  
(OL01-OL-01), MOUZA PADUMBASAN, WARD NO  
10, JL NO:144, DISTT: EAST MIDNAPUR, WEST  
BENGAL - 721636  
PH :9933055539.

**TARAKESHWAR**

1963. SANEI MOTORS PVT LTD (YH01-YH-01), MOUZA  
BAIDYAPUR, UNDER BALIGORI(1), GRAM  
PANCHAYET, TARAKESHWAR, DISTT. HOOGHLY,  
WEST BENGAL.  
PH :9836872710.

**ULUBERIA**

1964. BHANDARI AUTOMOBILES (2401-24-01),  
HOLDING 1242A, BANITABLA, P.O.+P.S:  
ULUBERIA, NH-6, DISTT: HOWRAH, WEST  
BENGAL - 711316  
PH :8336070344.

NEXA WORKSHOP (AS ON 01.01.2018 )

ANDRA PRADESH

ANANTHAPUR

1. SRI DURGA AUTOMOTIVES PVT LTD  
(1BNA-1B-01), NO.124, SOMALADOODI,  
ANANTHAPUR, ANDRA PRADESH - 515004  
PH :9866551078.

GUJARAT

BHARUCH

2. RAVIRATNA MOTORS (F8NA-F8-01), SURVEY  
NO 185/3, NH6, ZARDESHWAR, BHARUCH,  
GUJARAT. - 392001  
PH :9687641974.

GANDHINAGAR

3. NANDA AUTOMOBILES PVT LTD (2BNA-2B-01),  
BLOCK NO 403, NR SANGATH GATEWAY, OPP  
RAISAN PETROL PUMP, KUDASAN,  
GANDHINAGAR, GUJARAT. - 382421  
PH :7923600147, 9727726004.

HARYANA

FARIDABAD

4. PASCO AUTOMOBILES (58NB-58-01), 14/4,  
MATHURA ROAD, FARIDABAD, HARYANA -  
121003  
PH :1292565666.

GURGAON

5. PREM MOTORS (95ND-95-01), PLOT NO. 5, IDC,  
SECTOR-16, GURGAON, HARYANA - 122001  
PH :8750611111.  
6. T R SHAWNEY (95NB-95-01), CRPF CAMP ROAD,  
VILLAGE ULLAWAS, NR. PIONEER PARK  
SECTOR-62, GURGAON, HARYANA - 122001  
PH :9999790229.

KARNAL

7. KARNAL MOTORS (89NA-89-01), 118-119 KM  
MILESTONE, G.T. ROAD, KARNAL, HARYANA -  
132001  
PH :8222002147.

REWARI

8. DINCO 4 WHEELS (U1NA-U1-01), OPP.  
TULARAM STADIUM, DELHI ROAD, REWARI -  
123401  
PH :1274254441.

JHARKHAND

JAMSHEDPUR

9. MOTOR WORLD (31NB-31-01), NS-6, 2ND  
PHASE, ADITYAPUR INDUSTRIAL AREA,  
JAMSHEDPUR - 831013  
PH :7369944132.

KARNATAKA

BANGALORE

10. KALYANI MOTORS PVT LTD (02NI-02-01),  
SURVEY NO.17/2, KENCHENAHALLI VILLAGE,  
RAJARAJESHWARI NAGAR, MYSORE  
ROAD,BANGALORE, KARNATAKA - 560032  
PH :9008121000.  
11. SURAKSHAA CAR CARE PVT LTD (02NF-02-01),  
2/6, BERTEN AGRAHARA, OPP TO METRO  
CASH & CARRY, HOSUR MAIN ROAD,  
ELECTRONIC CITY, BANGALORE, KARNATAKA -  
560100  
PH :9845011686.  
12. MANDOVI MOTORS PVT LTD (02NJ-02-01),  
SURVEY NO.33/2 ALLALASANDRA, YELAHANKA  
NORTH, BANGALORE, KARNATAKA - 560064  
PH :9945235521.

MAHARASHTRA

MUMBAI

13. SAI SERVICE PVT LTD (05NB-05-01), JOSEPH  
CARDUN TECHNICAL SCHOOL, KHASHABA  
JADHAV MARG , OFF DR. AMBEDKAR ROAD ,  
DADAR (EAST) MUMBAI, MAHARASHTRA. -  
400014  
PH :022-71430900, 9584952348.  
14. SHIVAM AUTOZONE (INDIA) PVT LTD  
(05ND-05-01), PLOT NO SILVER HOUSE, 110  
MIDC, ROAD NO 13, MAROL, ANDHERI (EAST),  
MUMBAI, MAHARASHTRA. - 400069  
PH :022-48767777.

NAVI MUMBAI

15. SIMRAN MOTORS PVT LTD (AACN-AAC-01),  
60/72, JAWAHAR COOPERATIVE INDUSTRIAL  
ESTATE, KALAMBOLI, KHARGHAR, MUMBAI,  
MAHARASHTRA. - 410209  
PH :022-61841111, 8291941070.

PUNE

16. THE KOTHARI WHEELS PVT LTD (19NB-19-01),  
GATE NO 1605, OLD 1099, KESNAND ROAD,  
WAGHOLI, TAL-HAVELI, DISTRICT - PUNE,  
MAHARASHTRA - 412207  
PH :020-30414000, 9168656888.  
17. EXCELL AUTOVISTA PVT LTD (19NG-19-01),  
SURVEY NO 98/2A/P, NEW PUNE - MUMBAI  
HIGHWAY, NEAR BALEWADI STADIUM, BANER  
TALUKA, PUNE - 411045  
PH :7721865000.

RATNAGIRI

18. JAGRUT MOTORS PVT LTD (G3NA-G3-01),  
410/6/1B, SALVI STOP, SHIVAJI NAGAR MAIN  
ROAD RATNAGIRI, MAHARASHTRA - 415612  
PH :02352-220084, 9689533472.

PUNJAB

LUDHIANA

19. SANDHU AUTOMOBILES (62NB-62-01),  
S-46/1616/1, G.T. ROAD, DHOLEWAL CHOWK,  
LUDHIANA, PUNJAB - 141003  
PH :7710400000.  
20. STAN AUTOS (62NC-62-01), PLOT NO. 4, NEW  
SUNDAR NAGAR, OPP. MEDIWAYS HOSPITAL,  
PO THEREKEE, LU DHIANA, PUNJAB - 142021  
PH :8872501234.

RAJASTHAN

ALWAR

21. FORTUNE CARS (F9NA-F9-01), 6TH MILESTONE  
VILLAGE JATIYANA OPP. PETROL BEHROR  
ROAD ALWAR - 301001  
PH :7230029429, 7230000000.

BIKANER

22. AUDI MOTORS (71NA-71-01), PLOT NO. F-189,  
SRI GANAGANAGAR ROAD, OPPOSITE  
RAC-3RD , BICHHWAL INDUSTRIAL AREA ,  
BIKANER 334001 - 334001  
PH :7412059823.

JAIPUR

23. KP AUTO (11NB-11-01), PLOT NO.3-4,MANGLAM  
RIICO INDUSTRIAL AREA,NEAR KANAKPURA  
RAILWAY STATION,SIRSI ROAD - 302034  
PH :0141 2984568.

JODHPUR

24. AUDI MOTORS (65NA-65-01), 14 A, HEAVY  
INDUSTRIAL AREA, ITI CIRCLE, SARASH DAIRY  
ROAD, JODHPUR - 334001  
PH :9982341741.

UDAIPUR

25. TECHNOY MOTORS (49NB-49-01), OPP. NAND  
BHAWAN, GOVERDHAN VILLAS , UDAIPUR  
PH :7300077394.

TAMILNADU

CHENNAI

26. PILLAI & SONS PVT LTD (14NC-14-01), DOOR  
NO.46, MEDAVAKKAM MAIN ROAD,  
KEELAKATTALAI, CHENNAI, TAMILNADU -  
600117  
PH :9884722126.

COIMBATORE

27. AADHI CARS PVT LTD (41NB-41-01), PLOT  
NO.50-55, ASHOK NAGAR, C-COLONY,TAKKAL  
PURAM, TRIVANDRUM ROAD,KOKKARAKULAM  
VILLAGE, PALAYAMKOTTAI,  
TIRUNELVELI,TAMILNADU - 627007  
PH :8754045446.

HOSUR

28. SRI AMMAN CARS PVT LTD (7QNA-7Q-01),  
NEAR CATER PILLAR WARE HOUSE, SEETHA  
RAMNAGAR,NH-44,OPP TO ANAND  
ELECTRONICS, HOSUR, KRISHNAGIRI  
DISTRICT, TAMILNADU - 635109  
PH :9790004271.

SALEM

29. THRIVENI CAR PVT LTD (A2NA-A2-01), 2/6,  
KANDHAMPATTY,BYE PASS ROAD, SALEM,  
TAMILNADU - 636005  
PH :9626099999.

VELLORE

30. GANESH CARS PVT LTD (C6NA-C6-01), 96/6,  
CHENNAI-BANGALORE HIGHWAY, NH-46,  
PERUMUGAI,VELLORE, TAMILNADU - 632009  
PH :9842389111.

TELANGANA

HYDERABAD

31. KALYANI MOTORS PVT LTD (10NE-10-01),  
SURVEY NO.184, KARMAGHAT VILLAGE,  
BESIDE KHARMANGHAT HANUMAN TEMPLE,  
R.R DISTRICT, HYDERABAD, TELANGANA -  
500079  
PH :8878944414.  
32. VARUN MOTORS PVT LTD (10NB-10-01), B-54,  
CO.INDUTRIAL ESTATE, BALANAGAR,  
HYDERABAD, TELEGANA - 500037  
PH :9885001155.

WARANGAL

33. ADARSHA AUTO WORLD PVT LTD  
(D5NA-D5-01), H.NO: 23-6-132, HUNTER ROAD,  
OPP TO CITIZENS CLUB, WARANGAL,  
TELANGANA - 506007  
PH :8886682222.

UTTAR PRADESH

MEERUT

34. RAJ SNEH AUTO (48NA-48-01), 1183/17 RITHANI,  
ZONE - A, SECTOR 4 NEAR PETROL PUMP,  
MEERUT, UTTAR PRADESH - 250103  
PH :9105004400.

NOIDA

35. FAIR DEAL (A1NC-A1-01), A-107, SECTOR-5,  
NOIDA - 201301  
PH :9911259288.

UTTARAKHAND

HALDWANI

36. NAINITAL MOTORS (J6NA-J6-01), 5TH KM  
RAMPUR ROAD, JEETPUR NEGI, NEAR AMAR  
UJALA PRINTING PRESS, HALDWANI,  
UTTARAKHAND - 263139  
PH :9634092690, 7500860007.

**ROORKEE**

37. SHAKUMBARI AUTOMOBILES (H2NA-H2-01), 5  
KM MILESTONE ,NH-58,ROORKEE-DELHI ROAD  
,NEAR HOTEL GODWARI,ROORKEE,  
UTTARAKHAND - 247667  
PH :18002704142.

## MARUTI SERVICE MASTER (MSM) (AS ON 01.01.2018 )

---

### DELHI

#### DELHI

1. J.J IMPEX (MARUTI SERVICE MASTERS)  
(0883-08-03), C-7 SMA INDUSTRIAL ESTATE, G T  
KARNAL ROAD, NEW DELHI - 110033  
PH :011-40715500, 40715501.
2. J.J IMPEX (MARUTI SERVICE MASTERS)  
(0883-08-01), F-39,OKHLA INDUSTRIAL  
AREA,PHASE-II,NEW DELHI - 110020  
PH :011-41612194, 40685500.
3. MARUTI SALES & SERVICE(DELHI) (0810-08-01),  
C-119, INDUSTRIAL AREA PHASE-I, NARAINA,  
NEW DELHI - 110028  
PH :011-45541113.

### TAMIL NADU

#### CHENNAI

4. J.J IMPEX (MARUTI SERVICE MASTERS)  
(1485-14-01), # 9, (SP),THIRU-VI-KA INDUSTRIAL  
ESTATE, GUINDY, CHENNAI - 600032  
PH :044-43563366, 43563367.

MARUTI SERVICE ZONE (MSZ) (AS ON 01.01.2018 )

ARUNACHAL PRADESH

ITANAGAR

1. HIBRO AUTOMOBILES (7581-75-01), D-SECTOR, DISTT: PAPUMPARE, ITANAGAR - 791111  
PH :0360-2212843.

ASSAM

BARPETA

2. ROY AUTO ENGINEERING WORKS (7Z81-7Z-01), POST OFFICE, BARPETA ROAD, MAIN ROAD , WARD NO.-4, ASSAM - 781315  
PH :03666-260343,262743.

DULIAJAN

3. B.S. MOTORS (X881-X8-01), NO. 01, BORPOTHAR TINALI, DULIAJAN. - 786802  
PH :0374-2801255.

BIHAR

PATNA

4. CITY AUTO SERVICES (1582-15-01), 9/1, PATLIPUTRA INDUSTRIAL ESTATE, PATLIPUTRA , PATNA - 800013  
PH :0612-2265916,9334115999.

CHHATTISGARH

RAIGARH

5. SHAKTI AUTOMOBILES (7Y81-7Y-01), ORRISSA ROAD, KABIR CHOWK, BANJHIPALI, RAIGARH, C.GARH - 496001  
PH :9300006496.

DELHI

DELHI

6. A M AUTOMOBILES ( A UNIT OF BLUE BIRD ENTERPRISES) (0891-08-01), 189-91, ,LAWRANCE ROAD,,DELHI - 110035  
PH :011-48280000.
7. GALAXY AUTOMOBILES (0881-08-01), 8 INDUSTRIAL AREA,TILAK NAGAR,NEW DELHI, - 110018  
PH :011-43276666.

HARYANA

BALLABGARH

8. ROYAL MOTORS (9R81-9R-01), 21/5, G.T. ROAD, BALLABHGARD, DISTT-FARIDABAD - 121004  
PH :0129-4271800, 9899242536, 2242536.

MURTHAL

9. MURTHAL AUTO PVT. LTD., (BV81-BV-01), 44 HSIIDC, MURTHAL - 131027  
PH :0130-2482230.

PANCHKULA

10. CARE TAKER (K381-K3-01), PLOT NO. 36, INDUSTRIAL AREA, PHASE-2, PANCHKULA - 134113  
PH :0172-2592310, 2594310, 5064336.

PANIPAT

11. VIJAY MOTORS (D381-D3-01), PLOT# 136, INDUSTRIAL AREA, PHASE-1 - 132103  
PH :180-4001490.

SAHA

12. PUNJAB MOTOR & ENGG WORKS (1881-18-01), NH-73, SHAHZADPUR ROAD, SAHA, DISTT.- AMBALA - 133104  
PH :0171-2822669, 9896402469.

YAMUNANAGAR

13. HIRA MOTOR GARAGE (D281-D2-01), PLOT NO 46, SHIVAJI PARK, OPPOSITE MADHU PALACE, YAMUNANAGAR, HARYANA - 135001  
PH :1732-261937.

HIMACHAL PRADESH

JASSUR

14. CLASSIC MOTOR GARAGE (8H81-8H-01), TEHSEEL NOOPUR, KANGRA, JASSUR, HIMACHAL PRADESH - 176201  
PH :01893-226555.

JAMMU & KASHMIR

SRINAGAR

15. RAHIM MOTORS (1281-12-01), SIDGO INDUSTRIAL AREA, RANGRETH, SRINAGAR - 2441384  
PH :0194-2435909.

JHARKHAND

RANCHI

16. PODDAR MOTOR (P) LTD. (5181-51-01), 47, 48 , KOKAR INDUSTRIAL AREA, RANCHI. - 834001  
PH :0651-2544661, 2542650.

KERALA

ERNAKULAM

17. AUTOTEAM SALES & SERVICES PVT.LTD (2781-27-01), PIPELINE ROAD, PADIVATTOM, COCHIN, ERNAKULAM, COCHIN - 682024  
PH :9847521112.

KOTTARAKARA

18. CHITHIRA AUTOMOBILES (C781-S8-01), RAILWAY STATION JUNCTION ,KOTTARAKARA - 691506  
PH :9447711001.

PATHNAMTHITTA

19. AGT MOTORS (W881-W8-01), AGT TOWERS, PUTHENPEEDI, OMALLUR, PATHANAMTHITTA - 689640  
PH :9288117477.

MADHYA PRADESH

NEEMUCH

20. AUTO SCAN (3T81-3T-01), MHOW ROAD,NEEMUCH,MADHYAPRADESH, - 454775  
PH :07423-221912.

MAHARASHTRA

PUNE

21. MARUTI CARE POINT (1981-19-02), 17/1, RAHATANI, AUNDH-CHINCHWAD ROAD. OPP PCMC 'D' PRABHAG KARYALAY, NEXT TO HP SUBHIKA PETROL PUMP, RAHATNI, PUNE, MAHARASHTRA - 411017  
PH :020-65001981.

THANE

22. THANAWALA MOTOR AGENCY (P) LTD (3981-39-01), B-31, OPPOSITE ITI,WAGLE ESTATE MAIN ROAD,WAGLE ESTATE,THANE - 400007  
PH :022-25872222.

ORISSA

KEONJHAR

23. KUMAR AUTOMOBILES (7U81-7U-01), DHRUPADA, KEONJHAR, ORISSA - 758001  
PH :06766-256466.

PUNJAB

BATALA

24. CITI AUTOMOBILES (V581-V5-01), NEAR GURUDWARA ACHAL SAHIB, PATHANKOT JALANDHAR ROAD, BATALA, - 143505  
PH :98724024253.

MOGA

25. SM AUTO CARE CENTRE (H681-H6-01), OOP. ITI , G.T. ROAD, MOGA - 142001  
PH :1636-226807.

RAJASTHAN

JAIPUR

26. KATARIA AUTOMOBILES (1181-11-01), 1-A ; NARAYANPURI,KATARIA KRISHI FARM,SIRSI ROAD,JAIPUR - 302034  
PH :141-2471740/2471014 /2471406.

TELANGANA

HYDERABAD

27. RETOUCH (1082-10-01), H.NO. 3-67/A, B, C, D,NEW NAGOLE COLONY,NAGOLE VILLAGE, HYDERABAD,NAGOLE, HYDERABAD - 500068  
PH :9848062263.

UTTAR PRADESH

AGRA

28. PRIME MOTORS (6681-66-01), 8B/7D, BYE PASS ROAD, DEV NAGAR, AGRA - 282007  
PH :0562-2531881,2531882.

ALIGARH

29. VINEET MOTORS (MSZ) (B681-B6-02), PLOT NO.D-138 &139, SECTOR-1, TALA NAGARI, RAMGHAT ROAD, ALIGARH - 202001  
PH :9917473052, 9582123586.

BULANDSEHAR

30. SK & COMPANY (M581-M5-02), KHASRA NO. 2261, NEAR T POINT , BY PASS SHIKARPUR ROAD, BULANDSHAHR. - 203395  
PH :05732-235400.

GHAZIABAD

31. CHIRAG AUTOMOBILES (5983-59-01), PLOT NO. B1, SECTOR-B3, TRONICA CITY, GHAZIABAD - 201102  
PH :9999107841, 9997093422.
32. KAP AUTOMOBILES PVT. LTD. (5981-59-01), D-BLOCK SHASHTRI NAGAR,HAPUR ROAD,GHAZIABAD - 201002  
PH :2714143, 9210026200.

LUCKNOW

33. K M AUTOCRAFT (1381-13-01), 76/3, BARAURA, HUSSAIN BARI, HARDOI ROAD, LUCKNOW - 226003  
PH :0522-2473369.

MEERUT

34. UNIQUE CAR SCANNERS (4881-48-01), PLOT NO:514/4, SURAJ KUND ROAD, MEERUT, - 250001  
PH :9568001008.

NOIDA

35. FAST TRACK AUTO CARE INDIA PVT. LTD. (A185-A1-01), A-13, SECTOR 63, NOIDA, G.B. NAGAR - 201301  
PH :120-4581111/31.
36. JKM MOTORS (A184-A1-01), A-25,SECTOR 9,DISTT. GAUTAM BUDH NAGAR,NOIDA - 201301  
PH :0120-4052400.
37. MOTORCRAFT INDIA PVT LTD (A181-A1-02), C-125,SECTOR-63,NOIDA, - 201301  
PH :0120-2402671-72.
38. MOTORCRAFT INDIA PVT LTD (A181-A1-01), F-8 & 9,SECTOR-8,NOIDA - 201301  
PH :0120-5332222.

SAHIBABAD

#### **MARUTI SERVICE ZONE (MSZ) (AS ON 01.01.2018 )**

---

39. FAST TRACK SERVICES, (M981-M9-01), PLOT  
NO.40/1B/2, 3 & 4, SITE 4, INDUSTRIAL AREA,  
SAHIBABAD, DISTT. GHAZIABAD (U.P.), - 201010  
PH :9560868111.

#### **UNNAO**

40. VISHAL WHEELERS PVT. LTD. (1382-KL-01),  
PLOT NO. 1164, KANPUR-LUCKNOW BYE PASS,  
UNNAO, UTTAR PRADESH, - 209801  
PH :0515-2830610,2831248.

#### **VARANASI**

41. PRATAP ENGINEERS (8481-84-01), S 2, 653/A-2,  
CLUB ROAD, VARANASI - 221002  
PH :0542-25100469, 9415203641.

#### **WEST BENGAL**

#### **KOLKATA**

42. MANOCO SALES (P) LTD. (0681-06-01), 25/1,  
CHETLA CENTRAL ROAD, OPPOSITE CHETLA  
PARK, KOLKATA - 700027  
PH :33-24568326, 24486568, 24568325.



**MARUTI AUTHORISED SERVICE STATIONS (MASS) (AS ON 01.01.2018 )**

|                |   |           |  |               |  |  |   |
|----------------|---|-----------|--|---------------|--|--|---|
| ANDHRA PRADESH |   | 9.##      | S. MAHABOOB AUTOMOBILES (4075), ALUR ROAD,GUNTAKAL PIN-515802<br>PH :94402-08312/9963344109/924748109.   | KARIMNAGAR    | 29.##  | MODERN MARUTI CARE (4866), D.NO. 4-1-59/2, MAIN ROAD,MANDAPETA,DISTRICT-EAST GODAVARI,ANDHRA PRADESH PIN-533309<br>PH :08855-231839, 233664, 9849198494. |   |
| ADILABAD       |   | GUNTUR    |  | 20.**         | PUSHPAK MOTORS (1032), KOTHI RAMPUR,HYDERABAD ROAD,KARIMNAGAR (A.P) PIN-505001<br>PH :0878-9849163796, 9480035617.   | MATHURAWADA  |   |
| 1.##           | MAHA LAXMI AUTOMOTIVES (2240), NH# 7 OPP. H.P. PETROL BUNK,TIRUPALLY,ADILABAD,(A.P.) PIN-504001<br>PH :08732-9000345313.                                    | 10.##     | S. S. MOTORS (4946), OPP. JKC COLLEGE,JKC COLLEGE ROAD,GUNTUR,ANDHRA PRADESH PIN-522006<br>PH :9848273503/9395553636.                                    | 21.##         | MYTRI MOTORS (5152), 8-6 188,KOTHI RAMPUR,KARIMNAGAR,DISTRICT - KARIMNAGAR,ANDHRA PRADESH PIN-505001<br>PH :9441475357.  | 30.##  | ANY TIME SERVICE CENTRE (4860), BESIDE ELECTRICAL SUBSATION,MADHURAWADA,DISTRICT VISAKHAPATNAM,ANDHRA PRADESH PIN-530041<br>PH :9440160426.   |
| AMALAPURAM     |   | HYDERABAD |  | KAVALI        |  | MIRYALGUDA   |   |
| 2.##           | MARUTI MOTORS (3825), ONGC BY PASS ROAD,AMALAPURAM,E G DISTRICT (A.P.) PIN-533201<br>PH :08856-236156/235789.   | 11.##     | COSMO AUTO CLINIC PVT. LTD. (1045), 1-2-605/A/3 & 6,LOWER TANK BUND ROAD,NEAR INDIA PARK NORTH GATE,HYDERABAD PIN-500380<br>PH :9849015667, 92462 75661. | 22.##         | KAMAL MOTORS (3842), 10-15-43/J3A OPP LIC,TANK RAOD,KAVALI PIN-524201<br>PH :08626-8801444888.   | 31.##  | GANESH MOTORS (4536), D.NO. 6-366, P.V. COMPLEX,NALGONDA ROAD,MIRYALGUDA,NALGONDA DISTT (ANDHRA PRADESH) PIN-508207<br>PH :9441090870.        |
| ANANTAPUR      |   | 12.##     | PISTONS & SPANNERS (2766), 2-3-37 MAHARANA PRATAP FUNCTION HALL,AMBERPET,HYDERABAD PIN-500013<br>PH :040-6585480/9990649504.                             | KHAMMAM       |  | NAGARI   |   |
| 3.**           | GOWRI AUTO. & ENGG. WORKS (2621), PATEL ROAD,ANANTHAPUR (A.P) PIN-515001<br>PH :8554274675.   | 13.##     | ARYAN MOTORS (3264), D.NO.17-1-382/K/5 & 6,CHAMPAPET SAIDABAD,SAGAR ROAD,HYDERABAD PIN-500011<br>PH :040-24077459/9246155464.                            | 23.##         | EXCEL AUTO CARE (1043), 10-2-57/1, MAYURI CENTRE,KHAMMAM PIN-507001<br>PH :08742-9848156363.   | 32.##  | PUJITHA SERVICE CENTER (5872), TIRUPATI ROAD,NAGARI,DISTRICT-CHITTOOR,ANDHR A PRADESH PIN-517583<br>PH :9849441079.                           |
| ARMOOR         |   | 14.*      | BHARAT MOTORS (3574), 1-90/7,BEHIND SUPRABHAT HOTEL,HABSIGUDA "X" ROAD,HYDERABAD PIN-500007<br>PH :040-9849447759.                                       | KODAD         |  | NANDYAL  |   |
| 4.##           | HYDERABAD MARUTI MOTORS (4932), PLOT NO. 6,BESIDE THAKUR BEEDI FACTORY,ARMOOR,DISTRICT-NIZAMABAD (ANDHRA PRADESH) PIN-503224<br>PH :9848205619.             | 15.##     | NEW TECHNOCRATS AUTO SERVICES (4477), 1-2-607/23/1/C,AMBEDKAR NAGAR,INDIRA PARK ROAD,HYDERABAD (ANDHRA PRAESH) PIN-500029<br>PH :040-9948039515.         | 24.##         | SAI KAKATIYA SERVICE STATION (4664), SURYAPETA ROAD,OPPOSITE LORRY ASSOCIATION BUILDING,KODAD,DISTRICT-NALGONDA (ANDHRA PRADESH) PIN-508206<br>PH :9848057813, 9912616759. | 33.##  | MARUTI MOTORS (2635), 26-130 OPP. GOVT. DEGREE COLLEGE,KURNOOL ROAD,NANDYAL PIN-518501<br>PH :08514-48765/9249299822/9440554167.              |
| BHADRACHALAM   |   | 16.##     | SERWELL AUTOMOBILES (5234), PLOT NO 202.203.ADITYA NAGAR .OPP,JNTU, KUKA TPALLY HYDERABAD,ANDHRA PRADESH PIN-500072<br>PH :9490105147.                   | KURNOOL       |  | NELLORE  |   |
| 5.##           | SRI VENKATARAMANA AUTO CARE (2831), MARUTI SERVICE STATION,OPP. COLLEGE GROUNDS,GOLLAGATTA ROAD,BHADRACHALAM (A.P.) PIN-507111<br>PH :9290792269.           | JAGTIAL   |  | 25.##         | SRINIWAS AUTO GARAGE (5170), KALLUR ROAD,KURNOOL,DISTRICT - KURNOOL,ANDHRA PRADESH PIN-518003<br>PH :9440244660, 8186816828.   | 34.##  | MARUTI AUTO SERVICE STN. (2620), 16/796 SANKARA AGRAHARAM,NELLORE (A.P) PIN-524001<br>PH :0861-9246599268.                                    |
| CUDDAPPAH      |   | 17.##     | PARAMESHWARA MOTORS (3851), OPP P R OFFICE,DHAROOR CAMP,,JAGTIAL,DT. KARIMNAGAR (A.P.) PIN-505327<br>PH :08722-9912664659.                               | MACHILIPATNAM |  | 35.**  | MARUTI MOTORS (176), 16/1051 POGATHOTA,(NEAR RAGHAV A CINE COMPLEX),NELLORE.(A.P.) PIN-524001<br>PH :9440278243.                              |
| 6.##           | SREE VENKATESWARA AUTO. (1030), SANKARA PURAM,CUDDAPAH (A.P.) PIN-516001<br>PH :9440708234/9440223461.  | KAKINADA  |  | 26.##         | SRI MARUTI MECHANICAL WORKS (4172), OPP BEL COMPANY,DOOR NO. 17/541,MACHILIPATNAM,ANDARA PRADESH PIN-521001<br>PH :0867-9440538012.  | NIZAMABAD  |   |
| 7.##           | SIVAJI MOTORS (3275), BESIDES PADMASHALI KALYANA MANDAPAM,MADRAS ROAD,KADAPA,ANDHRA PRADESH PIN-516002<br>PH :08562-9849113189.                             | 18.##     | SATISH AUTO CARE (5038), BEHIND KALPANA THEATRE,BEACH ROAD KAKINADA,DISTRICT EAST GODAVARI,ANDHRA PRADESH PIN-533001<br>PH :0884-2378198, 9848313599.    | MAHABUB NAGAR |  | 36.##  | PRIYA SERVICING (1771), C/O TIRUMALA CHITRA MANDIR,HOUSE NO.1-9-833,PHULANG ROAD,NIZAMABAD (A.P.)PIN-503003<br>PH :08462-9848071208.          |
| GAJWEL         |   | 19.##     | SRI SHIRDI SAI TECHNOCRAFTS (1459), COMPUTERISED CAR CARE CENTRE,NAGAMALLI THATA COLONY,KAKINADA PIN-533003<br>PH :9440727211.                           | MANDALAPETA   |  | PATTIKONDA   |   |
| 8.##           | VUJAY MOTORS (4864), HYDERAAD ROAD,STATE HIGH WAY FROM HYDERABAD,TO KARIMNAGAR, PREGHAPUR - GAJWL,ANDHRA PRADESH PIN-502278<br>PH :9849883665, 08454233028. |           |  | 28.##         | PARVATI MOTORS (4129), 4-53 BPL ROAD,MANCHERIAL,DISTRICT ADILABAD,ANDHRA PRADESH PIN-504208<br>PH :08736-9885554888.   | 37.##  | ROYAL MOTORS (5776), ADONI ARTS & SCIENCE,COLLEGE ROAD ADONI, PATTIKONDA-518302,DISTRICT-KURNOOLA NDHRA PRADESH PIN-518302<br>PH :9866362847. |
| GUNTAKAL       |   |           |  |               |  |  |   |

\*\* A-Category Mass : Free & paid Service, Major repairs & Accidental repairs

## C-Category Mass : Free & paid Service & Minor repairs

\* B-Category Mass : Free & paid Service & Major repairs

# D-Category Mass : Free Service & Minor repairs

MARUTI AUTHORISED SERVICE STATIONS (MASS) (AS ON 01.01.2018 )

PRODDATTUR

38.## SRI RAM MOTORS (3642), 189 INDUSTRIAL AREA,NEAR SRI LAKSMI NAGAR,MYDUKUR ROAD,PRODDATUR (A.P.) PIN-516360 PH :08564-9666890525.

RAJAHMUNDRY

39.## MARUTHI MOTORS (1257), D.NO.6-3-10 CHALLAPALLIVARI STREET,T. NAGAR,RAJAHMUNDRY PIN-533101 PH :9848253434.

RAMAGUNDAM

40.## ALI AUTOMOBILES (2849), NEAR TV RELAY STATION,NTPC JYOTHINAGAR,RAMAGUNDAM,DISTT. KARIMNAGAR (AP) PIN-505215 PH :9848219102.

SECUNDERABAD

41.## ANNAPURNA MOTORS (2947), # 6-3-23/5 JAYANAGAR COLONY,NEAR MEKALMANDI,NEW BHOIGUDA,SECUNDERABAD PIN-500080 PH :040-9849061136.

SIDDIPET

42.\* POOJA MOTORS (4078), 19/180 KARIMNAGAR ROAD,G.P. FRASANTH ROAD,SIDDIPET,DISTRICT MEDAK (AP) PIN-502103 PH :08457-9885551518.

SIRSILLA

43.# SATHVIKA MOTORS (5649), KARIMNAGAR ROAD,OPP HP PETROL PUMP,SIRSILLA,DISTRICT - KARIMNAGAR,ANDHRA PRADESH PIN-505301 PH :9440966649/9490284726.

SRIKALAHASTI

44.## SUNDEEP CARS (5972), 16/769,SRI RAM NAGAR COLONY,SRIKALAHASTI,DISTRICT-CHITTOO R,ANDHRA PRADESH PIN-517640 PH :08572-230714/9848294869.

SURYAPET

45.## SAI GLOBAL AUTO SERVICES (4550), OPP. AYYAPPA SWAMY TEMPLE,BY PASS ROAD, NH-9,SURYAPET,ANDHRA PRADESH PIN-508213 PH :08684-225552, 9848078108.

TENALI

46.## HIMAJA MARUTI SERVICE STATION (2828), LECTURER'S COLONY,GIRIJA HOSPITAL ROAD,GANGANAMMAPET,TENALI , GUNTUR DIST. (A.P.) PIN-522201 PH :08644-9849715727.

47.## RAHUL MOTORS (5157), D.NO.18-3-4BITRA SRI RAMULU STREET,BEHIND TELEPHONE EXCHANGE SALIPET,TENALI,ANDHRA PRADESH PIN-500035 PH :9490187453/9440229595.

VAIZAG

48.# SRINIVASA AUTO GARAGE (5440), OPP. KANTI ROAD,NEAR RAYS PETROL PUMP - VISHAKHAPATNAM,DISTRICT - VISHAKHAPATNAM,ANDHRA PRADESH PIN-500001 PH :9396839853.

VIJAYAWADA

49.## ADITYA CAR CARE (5231), 76-12-1.OPP PETROL PUMP,BHAVANIPURAM,DISTRICT - VIJAYAWADA,ANDHRA PRADESH PIN-520010 PH :9703124070.

VISHAKAPATNAM

50.\*\* VISAG AUTO SCANS (461), NO.54-10-18 ISUKATHOTA,BEHIND DECENT FLOORINGS,ISUKATHOTA JN.,VISHAKHAPATNAM PIN-530022 PH :0891-2556302/9246625885.

51.## SIRI AUTOMOBILES (5232), PLOT O 94/A IDA E BLOCK,AUTO NAGAR, GAJUWAKA,VISHAKHAPATNAM,ANDHRA PRADESH PIN-530026 PH :9963296667.

VIZAINAGARAM

52.\* VIKRAMA AUTOMOBILES (4621), 17-13-4 TEMPLE STREET,VIZAINAGARAM (A.P.),VIZAINAGARAM (A.P.) PIN-531202 PH :08922-2253951/9440192224.

WANAPARTHY

53.# SMC MOTORS (5658), K.K.T. ROAD,BASAVANNA GADDA,WANAPARTHY,DISTRICT -MAHABUBNAGAR,ANDHRA PRADESH PIN-509103 PH :8545-9440142927.

WARANGAL

54.## VAISHNAVI AUTOMOBILES (470), OPP. NEW SCIENCE DEGREE COLLEGE,HUNTER ROAD,HANAMKONDA,WARANGAL PIN-506001 PH :9866561075.

ARUNACHAL PRADESH

ALONG

55.## BANNU MOTORS (1744), SIYOM MARKET,ALONG,WEST SIANG DISTT.,(ARUNACHAL PRADESH) PIN-791001 PH :03783-233407.

BOMDILA

56.## GURU MOTORS (3921), BIRPUR,RUPA,ARUNACHAL PRADESH PIN-790003 PH :03712-232727.

NIRJULI

57.## SANGO SERVICE STATION (5742), NH-52, NIRJULI,DISTRICT-PAPUMPARE,ARUNACHA L PRADESH PIN-791110 PH :9436052480.

ROING

58.## PERTIN MARUTI WORKS (5545), DISTRICT- LOWER DIBANG VALLEY,ROING,ARUNACHAL PRADESH PIN-792110 PH :03903-262843.

TAWANG

59.## TAWANG MARUTI SERVICING STATION (4255), OLD BAZAR LINE,P.O. & P.S.,TAWANG,ARUNACHAL PRADESH PIN-790104 PH :03782-222143.

YINGKIONG

60.# VIJAY MOTORS (5971), UPPER MARKET, P.O:YINGKIONG,DISTRICT-UPPER SIANG,ARUNACHAL PRADESH PIN-791002 PH :9436228808.

ZIRO

61.## HILLS AUTO AGENCY (3922), POLICE RESERVE & PETROL PUMP ROAD,HAPOLI BAZAR P.O. ZIRO,DISTT. LOWER SUBANSIRI,ARUNACHAL PRADESH PIN-791120 PH :03789-224736.

ASSAM

BADARPUR

62.## MARUTI CAR PLAZA (3635), NEAR INDUSTRIAL AREA,S.T. ROAD,BADARPUR,DISTT. KARIMGANJ (ASSAM) PIN-788806 PH :03845-268257.

BISHAWANATH CHARIALI

63.## DISHANG DONE (1058), 52 N.H.,BISHWANATH CHARIALI,DISTT. SONITPUR,ASSAM PIN-784176 PH :222309.

64.\* BINA AUTOMATION (3677), P.O. BISHAWANATH CHARIALI,DISTT. SONITPUR,ASSAM PIN-784176 PH :03715-230356.

BOKAJAN

65.## SREE GANESH MOTORS (6040), SUKHANJAN SUPER MARKET, P.O:BOKAJAN(C.F.),DISTRICT KARBI ANGLONG,ASSAM PIN-782480 PH :03675-246977/9435167138.

BOKAKHAT

66.## GOENKA AUTOMOBILES (2878), P.O. BOKAKHAT,DISTT. GOLAGHAT,ASSAM PIN-785612 PH :03776-268366.

DHALIGAON

67.## ADHIKARI MOTOR WORKS (4049), P.O. DHALIGAON,DIST-BONGAIGAON,ASSAM PIN-783385 PH :03664-241721/9435214176.

DHEMAJI

68.## NARAH AUTOMOBILES (3852), C/O BLUE HILL COUNTER,P.O. DHEMAJI,DISTT. DHEMAJI,(ASSAM) PIN-787057 PH :03753-225146.

DHUBRI

69.## BRAHMAPUTRA MOTOR SERVICING STATION (3127), G.T.B ROAD,DHUBRI,(ASSAM) PIN-783301 PH :03662-234021.

DIBRUGARH

70.\* GEE DEE AUTO SERVICE (953), JHALUKPARA,DIBRUGARH,ASSAM PIN-786001 PH :0373-2329796.

71.\*\* MEHBOOB AUTOMOBILES & TYRE SERVICES (1760), CHOWKIDINGHEE,NEAR STATE TRANSPORT,DIBRUGARH PIN-786003 PH :0373-2318072.

DIGBOI

72.\*\* GAURI AUTOMOBILES (3760), MULIABARI,DIGBOI PIN-786171 PH :03751-269029.

DIPHU

\*\* A-Category Mass : Free & paid Service, Major repairs & Accidental repairs

## C-Category Mass : Free & paid Service & Minor repairs

\* B-Category Mass : Free & paid Service & Major repairs

# D-Category Mass : Free Service & Minor repairs

**MARUTI AUTHORISED SERVICE STATIONS (MASS) (AS ON 01.01.2018 )**

73.## WOJARU MOTORS (4377), DPHU MANJA ROAD,DILAJI,NEAR BIRLA FACTORY,DIPHU PIN-782460  
PH :03671-271466.

**DOOM DOOMA**

74.\* S K AUTO CARE (3962), UCHAMATI,NATIONAL HIGHWAY,DOOM DUMA,ASSAM PIN-786151  
PH :03759-240243/9435135876.

**GOALPARA**

75.## BHARAT ENGINEERING WORKS (969), PO - BALDMARIAGIA ROAD,GOALPARA,(ASSAM) PIN-783102  
PH :240321.

**GOLAGHAT**

76.## KAKOTI MOTOR WORKS (1074), NEW AMOLAPATTY,RANGPUR,P.O. GOLAGHAT,DISTT. GOLAGHAT (ASSAM) PIN-785621  
PH :283177.

**GOSSAIGAON**

77.## NARZARY AUTOMOBILES (4544), NH-31C, HABRUBIL,GOSSAIGAON,DIST KOKRAJHAR,ASSAM PIN-783360  
PH :9435127166.

**GUWAHATI**

78.\*\* MONO MOTOR WORKS (966), BAMUNI MAIDAN,GUWAHATI PIN-781021  
PH :2550115/2656982/9864060665.

**HAILAKANDI**

79.## RONOK AUTOMOBILES (5978), LALA ROAD, NEAR CIVIL HOSPITAL,HAILAKANDI,DISTRICT-HAILAKAN DI,ASSAM PIN-788151  
PH :223328/9707428563.

**HOZAI**

80.## PRAMAN MOTORS (5730), NAGANDRA NAGAR, WARD NO.1-HOJAI,DISTRICT-NAGAON,ASSAM PIN-782435  
PH :9954369700.

**JONAI**

81.## BOROOAH MOTORS (4545), NH-52 MURKONG SLEEK,DIST. DHEMAJI,JONAI,ASSAM PIN-787060  
PH :03758-222219 (R).

**KARIMGANJ**

82.## S D AUTOMOBILE (4931), SILCHAR ROAD,KARIMGANJ,KARIMGANJ PIN-788710  
PH :9435074975.

**KOKRAJHAR**

83.## NAGA AUTOMOBILES WORKS (3879), JUHWLAO DWIMALOO ROAD,BHOBANIPUR,DISTT KOKRAJHAR,ASSAM PIN-783370  
PH :03661-275545.

**LUMDING**

84.## BEDI MOTORS (5827), MAIN ROAD,NORTH LUMDING,LUMDING,DISTRICT - NAGAON,(ASSAM) PIN-782447  
PH :9435163185.

**MANGALDAI**

85.## PRIYAM AUTOMOBILES (2424), NH 52 COLLEGE ROAD,MANGALDAI,ASSAM PIN-784125  
PH :03713-230528.

**MARGHERITA**

86.\* VIRDI MOTOR WORKS (955), MISSION ROAD,P.O. MARGHERITA,DIST. TINSUKIA,(ASSAM) PIN-786181  
PH :220406.

**MARIANI**

87.## VASKAR AUTOMOBILES (5237), NEAR NST TINALI, P.O. :MARIANI,DISTRICT - JORHAT, ASSAM PIN-785634  
PH :03771-293810.

**MIRZA**

88.## KALITA AUTOMOBILES (4259), N.H. 37,NEAR PETROL PUMP,MIRZA,ASSAM PIN-781125  
PH :9864410013.

**MORANHAT**

89.\* CHINAKI SERVICE STATION (2973), (MARUTI AUTHORISED SERVICE STATION),NATUN NAGAR A.T. ROAD,MORANHAT,(ASSAM) PIN-785670  
PH :03754-229522/9401512821.

**MORIGAON**

90.## PRAGATI MOTORS (5273), MORIGAON TOWN, WARD NO.1 BHATBOR,DOLON PATH,P.O..MORIGAON,DISTRICT - MORIGAON,ASSAM PIN-782105  
PH :9864189158.

**NAGAON**

91.## DAS MARUTI MOTOR WORKS (3734), NAGAON,(ASSAM) PIN-782001  
PH :03672-225031.

**NALBARI**

92.## B.R.K. AUTOMOBILES ENGINEERING WORKS (2838), HAJO ROAD,NALBARI,(ASSAM) PIN-781335  
PH :03624-9954050050.

**NAMRUP**

93.## RAJ ENTERPRISES (3849), NAMRUP INDUSTRIAL ENTERPRISES,SONARI TINIALI,PARBATPUR,NAMRUP (ASSAM) PIN-786623  
PH :0374-2502856.

**NORTH LAKHIMPUR**

94.\*\* GREEN LAND MARUTI WORKS (2974), NEAR GURUDWARA,NH 52,NORTH LAKHIMPUR,(ASSAM) PIN-787001  
PH :03752-9435086197/9577646296.

**PATHSALA**

95.## USHA AUTOMOBILES (4240), N.H 31, PATHSALA,DISTRICT-BARPETA,ASSAM PIN-781325  
PH :266012/9401310431.

**RANGIA**

96.## SWEET MOTOR WORKS (4375), NH-31,N.T. ROAD,WARD NO. 5,RANGIA PIN-781354  
PH :03621-240525, 9435141291.

**SILAPATHAR**

97.## J. B. MOTORS (5743), NH-52, JONAI ROAD-SILAPATHAR,DISTRICT - DHEMA JI,ASSAM PIN-787059  
PH :9954635182.

**SILCHAR**

98.\*\* CARDROME (1559), 2ND LINK ROAD JUNCTION,SONAI ROAD (M H C ROAD),SILCHAR,(ASSAM) PIN-788006  
PH :225128.

**TEZPUR**

99.## POOJA MOTOR WORKS (4373), N.T. ROAD,MURATETLI,TEZPUR,ASSAM PIN-784001  
PH :03712-200127.

**TINSUKIA**

100.\* AUTO MAKERS (934), NEAR SHIVDHAM MANDIR,MAKUM ROAD,TINSUKIA,(ASSAM) PIN-786125  
PH :0374-2352841.

**TITABAR**

101.## SHANKAR AUTO WORKS (5174), C/O:SHIV SHAKTI AUTO WORKS,BALAJI,MARKET TITABAR CHARIALI TITABAR,DISTRICT - JORHAT,ASSAM PIN-785634  
PH :249096.

**UDALGURI**

102.## RENU MOTORS (4543), WARD NO. 2, U.T. ROAD,UDALGURI TOWN,UDALGURI,ASSAM PIN-784509  
PH :03711-225096, 9435222344.

**BIHAR**

**ARRAH**

103.## ANJALI ENTERPRISES (5533), ARRAH SASARAM MAIN ROAD,ZERO MILE,NEAR POWER GRID, ARRAH,DISTRICT-BHOJPUR,(BIHAR) PIN-802301  
PH :06182-9386734804.

**AURANGABAD (BIHAR)**

104.## K R N AUTOMOBILE (2242), NEW G.T. ROAD,(NH-2),AURANGABAD,(BIHAR) PIN-824101  
PH :06186-9304930657.

**BEGUSARAI**

105.## K.B. MOTORS (4769), NH-31,SINGHAUL, POKHAR,BEGUSARAI,BIHAR PIN-851134  
PH :06243-9835214115.

106.\* NATIONAL AUTO WORKS (1536), INDUSTRIAL AREA,BARAUNI,BEGUSARAI PIN-851122  
PH :06243-9973381733.

**BHAGALPUR**

107.\*\* RUPRA AUTOMOBILES (1577), EAST OF AIRPORT,BHAGALPUR,P.O. BAHADURPUR,(BIHAR) PIN-813210  
PH :0641-9334385531.

**BIHAR SHARIFF**

108.## SARVADAY ENGG. & AUTO SER (1549), INDUSTRIAL ESTATE,RAMCHANDRAPUR,BIHARSHARIFF (NALANDA) PIN-803101  
PH :06112-9334672919.

**CHAPRA**

109.## PRASAD AUTOMOBILES (1974), BHAGWAN BAZAR,CHAPRA,(BIHAR) PIN-841301  
PH :06152-9431216362.

**DARBHANGA**

110.\* SINGH MARUTI CARE (2277), P.O. LALBAGH,DARBHANGA,(BIHAR) PIN-846004  
PH :06272-9431293796.

**GAYA**

\*\* A-Category Mass : Free & paid Service, Major repairs & Accidental repairs

## C-Category Mass : Free & paid Service & Minor repairs

\* B-Category Mass : Free & paid Service & Major repairs

# D-Category Mass : Free Service & Minor repairs

MARUTI AUTHORISED SERVICE STATIONS (MASS) (AS ON 01.01.2018 )

111.\* AUTO CARE (3027), DURGA BARI,HARIDAS CHATTERJEE LANE NEAR SAINT PAUL SCHOOL,GAYA (BIHAR) PIN-823001  
PH :0631-9939407978.

HAJIPUR

112.## ALFA AUTO (5454), PASWAN CHOWK, NH13, HAJIPUR,DISTRICT - VAISHALI,BIHAR  
PIN-844101  
PH :06244-9431327965.

HAZIPUR

113.\*\* HI-TECH AUTOMOBILE (3123), GANDHI SETU PATH,N.H.-19,HAJIPUR,VAISHALI (BIHAR) PIN-844101  
PH :06224-9835044502.

KAHALGAON

114.### MAHA GAURI ENTERPRISES (5822), NTPC ROAD, GANGANAGAR, CHOWRATHIYASTHAN,KAHALGAON,DISTRI CT-BHAGALPUR,BIHAR PIN-813203  
PH :9431463558.

KHAGARIA

115.### HIGHWAY SERVICE STATION (2374), NH-31,P.O. KOSHI COLLEGE,KHAGARIA (BIHAR) PIN-851204  
PH :06244-9430067775.

MADHEPURA

116.## KRISHNA AUTOMOBILES (2639), PATHRAHA, SINGHSWAR ROAD,MADHEPURA,(BIHAR) PIN-852213  
PH :06476-223315.

MADHUBANI

117.### VIDYAPATI AUTOMOBILE (4234), BHAIJARA,GANGASAGAR,MADHUBANI,BIHA R PIN-847211  
PH :06276-9534298143.

MOTIHARI

118.\* PUJA AUTOMOBILES (3174), NEAR LAL PD. PETROL PUMP,NH-28 CHHATAUNI,MOTIHARI,EAST CHAMPARAN (BIHAR) PIN-845401  
PH :06252-9709752799.

MUNGER

119.## SUN BEAM ENGG WORKS (1533), 150 BETWAN BAZAR,P.O.& DISTT. MUNGER (BIHAR) PIN-811201  
PH :6344-9431418941.

MUZAFFARPUR

120.\*\* DYNAMIC MARUTI SERVICE CENTRE (1163), HARI SHARAN MARG,AMGOLA,MUZAFFARPUR PIN-842002  
PH :0621-9386834595.

121.## PERFECT MOTORS (3465), NEAR CHANDNI CHAUK,JHITKAIYA,POST: MIT PS. BRAHAMPURA,MUZAFFARPUR (BIHAR) PIN-842003  
PH :0621-9470450260.

PATNA

122.\*\* CAR SCANNER (1552), OPP. BATA,KANKAR BAGH COLONY,PATNA PIN-800020  
PH :0612-9431016342.

123.\*\* CITY AUTO SERVICE (1250), NEAR ALPANA MARKET,PATLIPUTRA COLONY,PATNA PIN-800013  
PH :0612-9334117070.

124.\*\* GOOD WRENCH SERVICES (3364), DAUDBIGHA,NR. NALANDA MEDICAL COLLEGE,KANKAR BAGH, MAIN ROAD,PATNA (BIHAR) PIN-800020  
PH :0612-7277772777.

125.## MARUTI MAINTAINER (4842), PLOT NO. 73,NEAR RAJENDAR NAGAR,OVER BRIDGE, KANKARBAGH,PATNA PIN-800020  
PH :0612-9304564382.

126.\* MOHINI AUTOMOBILES (1049), BEHIND RESERVE BANK OF INDIA,EXHIBITION ROAD,PATNA PIN-800001  
PH :0612-9431094340.

127.\*\* RANJAN MOTORS (3665), SUDARSHAN PATH,NEAR PATNA SAHIB STATION,PATNA CITY PIN-800009  
PH :0612-9334084343.

128.## RELIABLE MOTORS (2972), NEAR WEST OF COMMUNITY HALL,NEAR NISHA DEVI ASHRAN,EAST LOHANIPUR KADAMKUAN,PATNA (BIHAR) PIN-800003  
PH :0612-2686247/2671215.

129.\*\* TIRUPATI AUTO (1956), ASHIANA MORE,BAILEY ROAD OPPOSITE UNION BANK,RAJABAZAR,PATNA PIN-800014  
PH :0612-9835050292.

PURNEA

130.## AUTO INDIA (3026), BIHAR TALKIES ROAD,LINE BAZAR,PURNEA (BIHAR) PIN-854301  
PH :0641-9334461651/9470204501.

SAMASTIPUR

131.## MARUTI CARE (1526), TAJPUR ROAD,SAMASTIPUR,(BIHAR) PIN-848101  
PH :06274-9835034061.

SASARAM

132.## TRIPTY CAR SERVICE CENTRE (5535), NEAR RELIANCE PETROL PUMP,G.T. ROAD,NH-2,SASARAM,DISTRICT-SASARAM, BIHAR PIN-821115  
PH :-9431485592.

SITAMARHI

133.\* SITAMARHI AUTO CARE (6050), INDUSTRIAL AREA, RAJOPATTI,PO.SITAMARHI,DISTRICT-SITAM ARIHI,BIHAR PIN-843302  
PH :-9430012437.

CHANDIGARH

CHANDIGARH

134.## HAPPY SERVICE STATION (769), SECTOR 17B,MADHYA MARG,CHANDIGARH PIN-160017  
PH :-9216721561.

135.\*\* CAR CLINIC (179), 128 INDUSTRIAL AREA,PHASE-II,CHANDIGARH PIN-160002  
PH :9417216782.

136.## RATTAN MOTORS (1155), SECTOR 23-C,CHANDIGARH PIN-160023  
PH :9814008335.

137.## HI-TEK MOTORZ (4743), PLOT NO. 658,INDUSTRIAL AREA,PHASE-1 ,CHANDIGARH PIN-160002  
PH :0172-9872567868.

CHHATTISGARH

AMBIKAPUR

138.# MARUTI AUTO CARE (4839), KHARSIA NAKA,AMBIKAPUR,DISTRICT-SURGUA,CHA TTISGARH PIN-497001  
PH :0774-9425256087/280294.

BILASPUR (CHAT)

139.## RAINEY'S AUTO CARE (4770), RAIPUR ROAD MAHARANA PRATAP CHOWK,NEAR LABOUR COMMISSIONER OFFICE,JARBHATA,BILASPUR (CHATTISGARH) PIN-495001  
PH :07752-224244.

JAGDALPUR

140.## VISHWAKARMA AUTOMOBILES (4467), RAJMAHAL PARISAR,BAHAMBERS OF COMMERCE ROAD,JAGDALPUR,CHHATTISGARH PIN-494001  
PH :07782-223196, 228207.

JAMNIPALI

141.## AUTO CARE (3823), 203 J P COMPLEX SADA COLONY,JAMNIPALI,TEH. KATHGHORA,DIST. KORBA (CHATTISGARH) PIN-495450  
PH :07759-233797/233353.

KORBA

142.## AUTO SELF SERVICE (5020), MURARKA MARKET ROAD,(INDUSTRIAL ROAD),KORBA PIN-495677  
PH :07759-247250/251.

MANENDRAGARH

143.## SHARMA AUTO CENTRE (5354), MAIN ROAD - MANENDRAGARH,DISTRICT - KOREA,CHHATTISGARH PIN-497442  
PH :07771-241872/215305.

RAIPUR

144.## SHIVAM CAR SERVICES (4774), BILASPUR ROAD,KHAMTARAI,RAIPUR,CHATTISGARH PIN-492006  
PH :0771-3090522/2563093/3290522.

RAJ NANDGAON (CHH)

145.## SAI MOTORS (3672), OPP DENTAL COLLEGE,SUNDARA,DURG NAGPUR HIGHWAY (NH-8),RAJNANDGAON PIN-491441  
PH :07744-228433/9179791051.

DELHI

DELHI

146.\*\* SUBHYATRA AUTOMOBILES (5045), PLOT NO 31,N BLOCK SECTOR - 3,BAWANA INDUSTRIAL AREA BAWANA PIN-110039  
PH :011-9810668715/9717421118.

147.\*\* NAVEEN AUTOMOBILES (4934), 37, PATPARGANJ INDUSTRIAL AREA,NEW DELHI PIN-110092  
PH :011-22163719/65092326.

148.## AUTO ENGRS.SERVICE STN. (8023), OPP.MODEL TOWN,DERAWAL NAGAR,DELHI PIN-110009  
PH :011-27231421/27231839.

149.\* DRIVE WELL SERVICE STN. (866), 1/486, G.C.S. COMPLEX, MAIN G.T. ROAD,DILSHAD GARDEN,NEW DELHI,PIN-110095  
PH :011-22575411/22119859.

150.\*\* RAJINDRA SERVICES PVT. LTD. (826), B-55 G.T.KARNAL ROAD,INDUSTRIAL AREA,DELHI PIN-110033  
PH :011-27114915/42384512.

\*\* A-Category Mass : Free & paid Service, Major repairs & Accidental repairs

## C-Category Mass : Free & paid Service & Minor repairs

\* B-Category Mass : Free & paid Service & Major repairs

# D-Category Mass : Free Service & Minor repairs

**MARUTI AUTHORISED SERVICE STATIONS (MASS) (AS ON 01.01.2018 )**

|        |   |        |   |        |  |                    |  |
|--------|---|--------|---|--------|--|--------------------|--|
| 151.** | SHALIMAR AUTOMOBILES PVT. LTD (871), C-81/8 WAZIRPUR INDUSTRIAL AREA,ASHOK VIHAR CROSSING,DELHI PIN-110052<br>PH :011-27377718/27373096.                | 164.## | YASHWANT PLACE SER. STN. (8022), AFRICA AVENUE,(OPP.CHANAKYA CINEMA) NEW DELHI PIN-110021<br>PH :011-24122424/26876388.                           | 177.## | SHARMA AUTOMOBILES (1939), 11/78 VILLAGE MOTI BAGH,NEAR NANAHPURA GURDWARA,RING ROAD,NEW DELHI PIN-110021<br>PH :011-26875050, 26118764.             | 191.##             | SHIKHAR AUTOMOBILES (5546), A-2/1CHOTTEY LAL PARK, SHIVAJI MARG,OPP KIRTI NAGAR,METRO PILLAR NO.341,NEW DELHI,DISTRICT - DELHI,DELHI PIN-110015<br>PH :011-25432956. |
| 152.## | WIG AUTOMOBILES (8012), D-3 S.M.A CO-OP. INDL. ESTATE,(OPP. JAHANGIR PURI CHOWK),G.T. KARNAL ROAD,DELHI PIN-110033<br>PH :011-27692649/27696855.        | 165.** | BRIGHT MOTORS (P) LTD. (885), C-263 PEERAGARHI, OUTER RING ROAD,DELHI PIN-110087<br>PH :011-25267885/5252226.                                     | 178.## | BATRA CAR CARE CENTRE (1936), HUMAYUN ROAD, NEW DELHI PIN-110003<br>PH :011-23389332.  | <b>NEW DELHI</b>   |  |
| 153.*  | AAPKA KARKHANA (MOTORS)PL (869), 62/I POSANGIPUR MAIN MARKET, A-3 BLOCK JANAKPURI,NEW DELHI,NEW DELHI PIN-110058<br>PH :011-25520157/25620947.          | 166.## | SRI BALAJI AUTOMOBILE (8038), KHASRA NO.33,13/2-12 MAIN BAWANA ROAD,SAMEYYPUR (NEAR DELHI COLLEGE OF ENGG.),DELHI PIN-110042<br>PH :011-65151149. | 179.## | SHRI BALAJI CAR SCAN (2677), 43/12 OPP, NEW ANAJ MANDI,NAJAFGARH,NEW DELHI PIN-110043<br>PH :011-28012074/85478300.                                  | 192.##             | ROHAN SERVICES (5444), PLOT NO:125, VILLAGE POCHANPUR,SECTOR - 23 DWARKA,DISTRICT - DELHI (WEST),DELHI PIN-110075<br>PH :011-9911180827.                             |
| 154.## | ASHA AUTOMOBILES (850), A-2 CHOTTEY LAL PARK,NAJAFGARH ROAD,OPP.KIRTI NGR,P.O,NEW DELHI PIN-110015<br>PH :011-25418492/25102655.                        | 167.## | SRI SAI AUTO ENGINEERS (8074), 487/59 PEERA GARHI,INDUSTRIAL AREA,DELHI PIN-110087<br>PH :011-25260904/24356581.                                  | 180.*  | STAR AUTOMOBILES (2574), MAIN SAFIABAD ROAD,NARELA,DELHI PIN-110040<br>PH :011-27284784.   | <b>GOA</b>         |  |
| 155.*  | AUTOWISE SERVICE STATION (8001), PP-38A GALI NO.10,ANAND PARBAT,KAROL BAGH,NEW DELHI PIN-110005<br>PH :011-26761021.                                    | 168.*  | CMP AUTOMOBILES (8073), C-18 SHASHI GARDEN,OPP. MAYUR VIHAR,DELHI PIN-110092<br>PH :011-22750083, 22750084.                                       | 181.## | IMAGE (2561), IOC PUMP,NEAR SAMACHAR APT. OPP. KIRTI APT.,MAYUR VIHAR PHASE-I EXT.,DELHI PIN-110091<br>PH :011-22716910/22717590.                    | <b>BICHOLIM</b>    |  |
| 156.## | BASANT MOTORS (8003), 78 TOLSTOY LANE,BEHIND SCINDIA HOUSE,NEW DELHI PIN-110001<br>PH :011-23529566/23326860.   | 169.** | TONIKA AUTOMOBILES (8079), A-15 WAZIRPUR INDL. AREA,MAIN RING ROAD,DELHI PIN-110052<br>PH :011-41472572.  | 182.## | GLOBE SERVICE STATION (3631), 18TH KM MATHURA ROAD,BADARPUR,NEW DELHI PIN-110044<br>PH :011-41898333.  | <b>CURCHOREM</b>   |  |
| 157.## | BHASIN SERVICE STATION (830), DR. K.S. KRISHNAN ROAD,NEAR PUSA GATE,NEW DELHI PIN-110012<br>PH :011-25841794/25842852.                                  | 170.## | QUTAB SERVICE STATION (8078), MEHRAULI ROAD,NEW DELHI PIN-110017<br>PH :011-26522726/26561242.  | 183.## | EXCEL AUTOMOBILES (3342), PLOT NO. 78,BAGDOLA VILLAGE,SECTOR 8, DWARKA,NEW DELHI PIN-110045<br>PH :011-25366202/65469750.                            | <b>GOA</b>         |  |
| 158.## | ENGINEERS SERVICE STATION (834), SHRI AUROBINDO MARG,(SAFDARJANG AIRPORT),NEW DELHI PIN-110003<br>PH :011-27512696.                                     | 171.*  | SATYA SERVICE STATION PVT. LTD. (3625), L-BLOCK HARI NAGAR,JAIL ROAD,NEW DELHI PIN-110064<br>PH :011-25432926.                                    | 184.** | A-ONE AUTOMOBILES (3362), 487/35 NATIONAL MARKET,PEERAGARHI,DELHI PIN-110087<br>PH :011-25278935/25287066.   | <b>MAPUSA</b>      |  |
| 159.## | GUPTA SERVICE STATION (872), MOTI BAGH SOUGH,NEW DELHI PIN-110021<br>PH :011-26170989/26192162.   | 172.** | R S AUTOMOBILES (273), BAWA POTTERIES INDUSTRIAL COMPOUND,ARUNA ASAF ALI MARG,VASANT KUNJ,NEW DELHI PIN-110070<br>PH :011-41761026, 41761810.     | 185.*  | EXCLUSIVE AUTOMOBILES PVT. LTD. (3546), 98 MANGOLPUR KALAN,SECTOR-2 NEAR JAIPUR GOLDEN HOSPITAL,ROHINI,DELHI PIN-110085<br>PH :011-7162696/32483339. | <b>PONDRA</b>      |  |
| 160.## | KITCHNER ROAD SERVICE STATION (864), ROAD NO.41,SAHEED LALA JAGAT NARAYAN MARG,NEAR T.V. TOWER PITAMPURA,DELHI PIN-110034<br>PH :011-65375676/27315321. | 173.## | NORTHERN SERVICE STATION (337), SARAI BASTI,ROAD NO.40,OPP. SHASTRI NAGAR,DELHI PIN-110035<br>PH :011-23653122/65796229.                          | 186.## | AUTOTECH ENGINEERS (4551), PLOT NO. 20-24,MATIYALA VILLAGE,SECTOR-3, NEAR DPS DWARKA,NEW DELHI PIN-110075<br>PH :011-25083711.                       | <b>VERNA</b>       |  |
| 161.** | KUMAR AUTOMOBILES (855), B-281 OKHLA INDUSTRIAL AREA,PHASE-I,NEW DELHI PIN-110020<br>PH :011-26812566/26813132.   | 174.** | P R G MOTORS (365), A-99, 103CH. TEKCHAND MARKET,GANESH NAGAR - TILAK NAGAR,DELHI PIN-110018<br>PH :011-42137852/25996299.                        | 187.## | ANAND MOTORS (4471), B-27,G.T. KARNAL ROAD,INDUSTRIAL AREA,NEW DELHI PIN-110033<br>PH :011-27226256, 27466835.                                       | <b>GUJARAT</b>     |  |
| 162.** | MULTAN AUTOMOBILE ENGRS. (853), B-7/1 OKHLA INDUSTRIAL AREA,PHASE II,NEW DELHI PIN-110020<br>PH :011-41610495/41610496.                                 | 175.## | SINTEX SERVICE STATION (777), 883, RITHALA INDUSTRIAL AREA, FIRNI NALA ROAD,DELHI PIN-110085<br>PH :011-27055055/64694522.                        | 188.## | BHAGIRATH MOTORS (4737), PLOT NO. 153/543,POOTH KHURD,DELHI PIN-110039<br>PH :011-27761321.  | <b>AHMEDABAD</b>   |  |
| 163.** | SEVEN HILLS AUTO,(P) LTD. (848), D-20/1 OKHLA INDUSTRIAL AREA,PHASE II,NEW DELHI PIN-110020<br>PH :011-26388766/26388768.                               | 176.*  | AUTO POINT SERVICE (1267), 70B RATTAN PARK,OPP. RAMESH NAGAR,NEW DELHI PIN-110015<br>PH :011-25434040/25101270.                                   | 189.## | HUNDRED PERCENT FILLING & SERVICE STATION (4939), LSC, SECTOR-9,OPP. NHAI,DWARKA,NEW DELHI PIN-110075<br>PH :011-25082966/25082967.                  | <b>MAHARASHTRA</b> |  |
|        |   |        |   | 190.## | BAJAJ MOTORS (4940), T-5/242,MANGOLPURI INDUSTRIAL AREA,PHASE-1,NEW DELHI PIN-110083<br>PH :011-65164147.  | <b>MAHARASHTRA</b> |  |

\*\* A-Category Mass : Free & paid Service, Major repairs & Accidental repairs

## C-Category Mass : Free & paid Service & Minor repairs

\* B-Category Mass : Free & paid Service & Major repairs

# D-Category Mass : Free Service & Minor repairs

MARUTI AUTHORISED SERVICE STATIONS (MASS) (AS ON 01.01.2018 )

200.## DAHISON MOTORS (143), NEAR MANAV  
MANDIR,DRIVE IN ROAD,AHMEDABAD  
PIN-380052  
PH :079-9898064929 / 9898096242.

201.\* RAJAN MOTORS (2873), C/O M/S. SUPER  
SERVICE STATION,79/80 JAGABHAI  
PARK,RAM BAUG  
MANINAGAR,AHMEDABAD PIN-380008  
PH :079-9825972345 / 9879273953.

202.## MEGHDOOT MOTORS (3437), MASONIC  
LODGE COMPOUND, SHAHIBAUG  
ROAD,AHMEDABAD PIN-380004  
PH :079-9825488228.

203.\*\* SPEED AUTO CARE PVT. LTD (5524),  
NH-8,VIRAT NAGAR AHMEDABAD,DISTRICT  
- AHMEDABAD, GUJARAT PIN-382350  
PH :079-9825210344 / 9925204239.

204.\* POKAR AUTO REPAIRERS (2479), NEAR  
UNION CO. BANK,SAUPUR BOGHA,NARODA  
ROAD,AHMEDABAD PIN-382345  
PH :079-9998336510.

AMRELI

205.\* CAR CARE CENTRE (2734), PATEL  
GARAGE,CHAKRAGADH  
ROAD,AMRELI,(GUJARAT) PIN-365601  
PH :02792-220099/233519/9825422922.

206.\* KHODIAR MOTORS (3029), GAVADKA  
ROAD,AMRELI,(GUJARAT) PIN-365601  
PH :02792-224696/9825672657.

ANAND

207.\* PATEL TRACTOR COMPANY (2221),  
(SERVICE DIVISION),BEHIND SUNIL  
CHAMBERS,STATION ROAD,ANAND  
PIN-388001  
PH :02692-9925534494.

208.## SHAKTI MOTORS (2226), OPP. J.K.  
PARK,NATIONAL HIGHWAY NO.8,P.O.  
VAGHASHI,TA: ANAND DISTT. KHEDA  
PIN-388320  
PH :02692-9825792999.

ANJAR

209.## CAR AGE (5542), PLOT NO.11, MAHATMA  
NAGAR-1,ANJAR- GADHPADAR ROAD, NR.  
MAHAKALESHWAR,MAHADEV  
MANDIR,ANJAR,GUJARAT PIN-370201  
PH :02836-9427216886/9427211167/241796.

BARDOLI

210.\*\* POOJA MOTORS (361), NEAR GIDC,SURAT  
ROAD,BARDOLI,(GUJARAT) PIN-394601  
PH :02622-9825762621.

BHARUCH

211.\* NEW MARUTI MOTORS (5156), 9/16 AKASH  
GANGA,B/H CNG PUMP,OLD NH  
-8,BHOLAV,DISTRICT - BHARUCH,GUJARAT  
PIN-392002  
PH :02642-9879532460.

BHAVNAGAR

212.## VIKRAM MOTOR GARAGE (127),  
TAKHTESHWAR PLOT,NEAR CHANDRA  
BHUVAN,BHAVNAGAR PIN-364002  
PH :0278-9426463280.

BHUJ

213.\* ASHA MOTORS (3629), LAL TEKRI,HOSPITAL  
ROAD,BHUJ,(GUJARAT) PIN-370001  
PH :02832-9825235088.

BILIMORA

214.## PATEL AUTOMOBILES (4030), DANDEKAR  
COMPOUND,GANDEVI ROAD,BILIMORA  
PIN-396380  
PH :02634-9824123875 / 9825471557.

BORSAD

215.## SUMAN MOTORS (3863), NEAR NISHRAYA  
CROSSING,BHARAN ROAD,BORSAD,DISTT.  
ANAND PIN-388540  
PH :02696-221524/9428434436.

CHAND KHEDA

216.\* BALVINDER AUTOMOBILES (2528), PLOT  
NO.202/2,NATIONAL HIGHWAY NO.8,CHAND  
KHEDA,DISTT. GANDHI NAGAR (GUJARAT)  
PIN-382424  
PH :079-9924016000 / 9924061000.

CHIKHLI (GUJ.)

217.## SHREE AMBICA MOTORS (2663), KUNDI  
FATAK,NEAR ADARSH  
NURSERY,N.H.8,CHIKHLI DISTT. VALSAD  
(GUJARAT) PIN-396001  
PH :02632-285477/285029/9825131520.

218.## INAL MOTORS (3929), POST  
MAJIGAM,CHIKLI BILIMORA ROAD,DISTT  
NAVSARI PIN-396321  
PH :02634-9099033773.

DAHOD

219.\* CAR SEVA (2438), APNA PLASTIC  
COMPOUND,OPP. ST. STEPHEN  
SCHOOL,GODHRA ROAD,DAHOD  
PIN-389151  
PH :02673-9426469122.

DAMAN

220.## CAR ZONE (4358), SURVEY NO.  
70/3,VARKUND, OPP VEEERA DA DHABA,VAPI  
DAMAN ROAD, DAMAN PIN-396210  
PH :0260-9824184449.

221.## TOP GEAR (5469), DAMAN-KUNTA  
ROAD,KUNTA DAMAN,DISTRICT - UNION  
TERRITORY, GUJARAT PIN-396210  
PH :9825631264.

DEESA

222.## VAKHARIA MOTORS (3970), G L PADIAR  
COMPLEX,PALANPUR PATHAN  
HIGHWAY,OPP. RAJMANDIR  
TALKIES,DEESA PIN-385001  
PH :9377728941.

DHARI

223.## GURUKRUPA MOTORS (5876), NR.  
NARMADESHWAR MAHADEV  
TEMPLE,DHARI, AMRELI ROAD,  
DHARI,DISTRICT-AMRELI,GUJARAT  
PIN-365640  
PH :9924728405/9825374658.

DHORAJI

224.## UNIVERSE AUTO (5837), SARDAR  
CHOWK,DHORAJI,DISTRICT-  
RAJKOT,GUJARAT PIN-360410  
PH :9727714643.

DWARKA

225.# BHADRA SERVICES (5975), OPP,SATHWARA  
BHUVAN,NR.KANDAS BAPU ASHRAM,  
DWARKA,DISTRICT-JAMNAGAR,GUJARAT  
PIN-361315  
PH :02892-222207/9879615919.

GANDHI NAGAR

226.## SHITAL MOTORS P.LTD. (134), 304  
G.I.D.C.,SECTOR-28,GANDHINAGAR  
(GUJARAT) PIN-382028  
PH :079-9824310888 / 9924127065.

227.\* RIDDHI MARUTI(A DIVISION OF SHREE  
ARBODA PVT. LTD (2151), E-19/10 G.I.D.C.  
SECTOR 26,NEAR K-7,GANDHINAGAR  
PIN-382044  
PH :02712-9925041331.

228.\* LABH MOTORS (4527), 803/2 KASHI  
DIAMOND,NR. PARTH GAS AGENCY,GIDC,  
SECTOR-28,GANDHINAGAR PIN-382028  
PH :079-9825020030 / 9712920030.

HALOL

229.## MAA MOTORS (4767), GODHRA ROAD,NEAR  
TELEPHONE EXCHANGE,HALOL,GUJARAT  
PIN-389350  
PH :02676-222375/9898610212.

HIMMATNAGAR

230.## MEHTA SERVICE STATION (135), NEAR  
SHANTI GARDEN,RESTAURANT,DIWALI  
BAUG MOTIPURA,N.H.B. HIMMATNAGAR  
GUJARAT PIN-383001  
PH :9825052891 / 9879682582.

IDAR

231.## ADINATH AUTOMOBILE & WORKSHOP  
(3136), NEAR HOTEL GREEN PARK,AMBAJI  
HIGHWAY ROAD,IDAR,(GUJARAT)  
PIN-383430  
PH :02778-255787/255411.

232.## SUN MOTORS (5175), IDAR-HIMMATNAGAR  
HIGHWAY ROAD,AT KRUSHNAGAR. PO  
NETRAMLI,TA.IDER DISTRICT  
SABARKANTA,GUJARAT PIN-383430  
PH :02778-9879589145 / 9228286768.

JAM KHAMBHALIA

233.## SHRI HARI OM MOTORS (4539), JADESWAR  
ROAD CHAR RASTA,OPP. KRISHNA WAY  
BRIDGE,JAM KHAMBHALIA,GUJARAT  
PIN-361305  
PH :02833-9426955344.

JAMNAGAR

234.\* LANDMARK AUTOMOBILES (1973), AIRPORT  
ROAD,KHAMBHALIA  
HIGHWAY,JAMNAGAR,(GUJARAT)  
PIN-361006  
PH :0288-9227620700.

JETPUR

235.## GIRIRAJ MOTORS (3971), SARDAR  
CHOWK,JETPUR HIGHWAY,JETPUR  
PIN-360370  
PH :02823-225780/9727154392.

JUNAGARH

236.## MARUTI MOTORS (266), G.I.D.C. - I,RAJKOT  
HIGHWAY,DOLATPARA,JUNAGADH(GUJARA  
T) PIN-362037  
PH :0285-9904717770.

KALOL

237.## SUNRISE AUTO CENTRE (146), OPP.  
IFFCO,AHMEDABAD-MEHSANA ROAD,SAJU  
KALOL,(NORTH GUJARAT) PIN-382721  
PH :02764-309646/9824407885.

KAMREJ

238.\* PATEL MOTOR GARAGE (2764), SURAT  
ROAD,,YOTI PARK,KAMREJ CHAR  
RASTA,KAMREJ DIST. SURAT PIN-394285  
PH :02621-9825127413.

KAPADVANJ

\*\* A-Category Mass : Free & paid Service, Major repairs & Accidental repairs

## C-Category Mass : Free & paid Service & Minor repairs

\* B-Category Mass : Free & paid Service & Major repairs

# D-Category Mass : Free Service & Minor repairs

**MARUTI AUTHORISED SERVICE STATIONS (MASS) (AS ON 01.01.2018 )**

239.## DISHA MOTORS (5960),  
MAHAMADPURA,KAPADVANJI,NADIAD  
ROAD,KAPADVANJI,DISTRICT-KHEDA,GUJARAT  
AT PIN-387820  
PH :02691-9825641244 / 9426361548.

**KESHOD**

240.## PRASAD MOTORS (3969), VERAVAL  
HIGHWAY,KESHOD,KESHOD PIN-362220  
PH :02871-9426424488 / 93280 01734.

**KHEDBRAHMA**

241.## MARUTI AUTO CARE (5342), OPP POLICE  
STATION,AHMEDABAD-AMBAJI STATE  
HIGHWAY,KHEDBRAHMA,GUJARAT  
PIN-382255  
PH :02775-9427369512.

**LIMDI**

242.## PARTH AUTOMOBILES (4171), NEAR LIMDI  
CHOWK,AHMEDABAD RAJKOT  
HIGHWAY,LIMDI PIN-363641  
PH :02763-9426714510.

**LUNAWADA**

243.## N.J. MOTORS (4370), MODASSA ROAD,NR.  
SAIFEE HOSPITAL,LUNAWADA,DIST:  
PANCHMAHAL (GUJARAT) PIN-389230  
PH :026474-250700/99254252700.

**MEHSANA**

244.\*\* SHUBH AUTO SERVICES (3367), NEAR  
AGRO PETROL PUMP,OLD RTO,RAMOSNA  
JAKAT NAKA,MEHSANA (GUJARAT)  
PIN-384002  
PH :02762-9825120859 / 9825322460.  
245.\* SANSKAR MOTORS (5488), PALAVASANA  
-BECHARAJI ROAD,NR.ONGC FIRE STATION  
,MEHSANA,DISTRICT-MEHSANA,GUJARAT  
PIN-384002  
PH :02762-9825206359 / 9825604959.

**MORVI**

246.## ARUN MOTORS (2071), SANALA BYE  
PASS,NEAR G.P. GINING  
MILLS,MORBI,GUJARAT PIN-363641  
PH :02822-9825100253 / 9825222825.

**NADIAD**

247.## SHIVAM MOTORS (4430), OPP RASHAM  
RESTAURANT,DABHAM CROSSING, N.H  
8,NADIAD,GUJARAT PIN-387001  
PH :0268-9824343515/258156.

**NAKHATRANA**

248.# ASHA MOTORS (4340), NANA  
ANGLADESH,NAKHATRANA HIGHWAY  
ROAD,NAKHATRANA,KUTCH PIN-370001  
PH :02835-9427272315.

**NAVSARI**

249.\*\* JIGAR MOTORS (133),  
N.H-8,KABILAPORE,NAVSARI,VALSAD DIST.  
(GUJARAT) PIN-396424  
PH :02637-9879549533.

**PALANPUR**

250.## PANCHAL AUTO REPAIRING WO (138),  
HIGHWAY ROAD,NEAR RAILWAY  
CORSSING,PALANPUR PIN-385001  
PH :02742-9426323294.

**PETLAD**

251.## SIDDHI MOTORS (4166), NADIAD-CAMBAY  
ROAD,NEAR KAILASH DHAM,PETLAD  
PIN-387001  
PH :02697-9429031303.

**PULSANA**

252.## ZEBU MOTORS (4535), PLOT NO.  
5,ZAIBUNISHA MANZIL, ANUKOOL  
NAGAR,BEHIND SAFED CHAL,UNN SURAT  
(GUJARAT) PIN-395006  
PH :0261-9727719082.

**RAJKOT**

253.\*\* KHODIYAR MOTORS (356), DHEBAR ROAD  
(SOUTH),ATIKA INDUSTRIAL  
ESTATE,RAJKOT,RAJKOT PIN-360001  
PH :0261-9925311011.  
254.\* UNIVERSE AUTO (5544), C/O DELHI  
GUJARAT TRANSPORT,NR.  
NAVAGAM,OCTROI POINT, AHMEDABAD  
HIGHWAY,RAJKOT, DISTRICT -  
RAJKOT,GUJARAT PIN-380002  
PH :0261-2705643/9879616643.

**RAJPIPLA**

255.## R. N. MOTORS (5255), 22-GIDC NEAR  
PETROL PUMP,RAJPIPLA,DISTRICT -  
NARMADA,GUJARAT PIN-393145  
PH :02640-220549/9925325300.

**SAVARKUNDLA**

256.## SHYAM MOTORS (5961), OPP. ESSAR  
PETROL PUMP,AMRELI ROAD,  
SAVARKUNDLA,DISTRICT-AMRELI,GUJARAT  
PIN-364515  
PH :02845-9722222923.

**SIDDHPUR**

257.## GOOD LUCK MOTORS (5341), 2 UMIYA  
COMPLEX. NEAR GURUKUL HIGH SCHOOL  
SIDDHPUR DISTRICT - PATAN,GUJARAT  
PIN-384151  
PH :02767-9428665131.

**SIHOR**

258.# MOMAI MOTORS (6032), NR. RAJ MOMAI  
PETROLIUM,BHAVNAGAR-RAJKOT  
HIGHWAY,SIHOR,DISTRICT-BHAVNAGAR,G  
UJARAT PIN-364240  
PH :9909521980.

**SILVASSA**

259.## SHREE KRISHNA MOTORS (5374), PLON  
NO.43.66 KVA ROAD  
AMLI,SILVASSA,DISTRICT -(UT),GUJARAT  
PIN-396230  
PH :9904707111 / 9904707123.

**SURAT**

260.## EMPEROR CAR TECH (1748), F.PLOT NO.124  
NEAR RELIANCE COMPLEX,BESIDE  
SHEETAL,MARBLE,SURAT-DUMAS ROAD  
PIPLOD,SURAT PIN-395007  
PH :0261-9825033396.  
261.## SEIKON MOTORS (3161), PLOT NO.49,50,51  
SAI ASHISH INDL. ESTATE,NEAR BAMROLI  
BRIDGE,120 FT. BAMROLI ROAD,SURAT  
(GUJARAT) PIN-359002  
PH :0261-9426149996.

262.\*\* PATEL MOTORS (3060), 64 BAJRANG  
NAGAR,NEAR OCTROI CHECK POST,NANA  
VARCHA,SURAT PIN-395006  
PH :0261-9909149498.

263.\* J.K.MOTORS (5158), LUHAR MOHALLA  
POSTT PALGAM,DISTRICT -  
SURAT,SURAT GUJARAT PIN-394510  
PH :0261-9979865551.

264.\* TARUN MOTORS (5254), PLOT  
NO.A-10/14,ROAD NO.4,MAHATMA GANDHI  
ROAD,UDYOG NAGAR,UDHNA -  
SURAT,GUJARAT PIN-394210  
PH :0261-9712976141.

265.\* NILESH MOTORS (5347), PLOT NO.21/23  
PARAS INDUSTRIAL ESTATE,NEAR GAJERA  
CIRCLE, KATARGAM, SURAT,DISTRICT -  
SURAT,GUJARAT PIN-395004  
PH :0261-2481836, 9377162654.

**SURENDERANAGAR**

266.## ADIT MOTORS (1247), 504/B  
PHASE-III,G.I.D.C. WADHWAN  
CITY,SURENDERANAGAR PIN-363035  
PH :02752-9825228205.

**TALALA**

267.\* RUBY MOTORS (5842), SASAN ROAD,OM  
NAGAR,TALALA,DISTRICT-JUNAGADH,GUJA  
RAT PIN-362150  
PH :02877-9426975022.

**UMBERGAON**

268.## KARAN AUTOMOBILES (2571), OPP. DAMRU  
WADI,UMBERGAON SANJAN  
ROAD,UMBERGAON DIST.  
VALSAD,GUJARAT PIN-396170  
PH :0260-9826336583.

**UNJHA**

269.## AMBIKA MOTORS (3932), SADGURU  
COMPLEX,AHMEDABAD PALAM PUR  
HIGHWAY ROAD,UNJHA,MEHSANA  
PIN-384170  
PH :9824517382.

**VADALI**

270.## VRAJ MOTORS (4560), UMIYA PARK,  
HIGHWAY ROAD,VADALI  
TA,VADALI,SABARKANTA (GUJARAT)  
PIN-383235  
PH :02778-220109 / 9427364109.

**VADGAM**

271.# CHAUDHARY & CHAUDHARY MOTORS  
(5651), OPP.RELIANCE PETROL  
PUMP,PALAMPUR ROAD -  
VADGAM,DISTRICT -  
BANASKANTHA,GUJARAT PIN-385001  
PH :02793-9925457783.

**VADODARA**

272.## MAYUR SERVICE STATION (2224), NEAR  
POLICE STATION,PRATAPNAGAR  
ROAD,BARODA PIN-390004  
PH :0265-9879453031.

273.\*\* CAR CARE (2229), NEAR GANDHI OIL  
MILL,GORWA INDUSTRIAL ESTATE,BARODA  
PIN-390016  
PH :0265-9227106915.

274.\*\* HONEST AUTO STRUCTURE WORKS (279),  
NEAR SURAZ PLAZA,EAST OF JETALPUR  
RAILWAY UNDERBRIDGE,SAYAJI  
GUNJ,BARODA PIN-390005  
PH :0265-9824014046.

275.\* GENERAL MOTOR REPAIRING WORKS  
(2529), NEAR LOK SATTI  
PRESS,NAGARWADA,VADODARA  
PIN-390001  
PH :0265-9825026106.

276.## DREAM MACHINES (2933), 19 MULJINAGAR  
COLONY,OPP. GHELANI PETROL  
PUMP,NIZAMPURA,VADODARA PIN-390002  
PH :0265-9913420202 / 7575809939.

\*\* A-Category Mass : Free & paid Service, Major repairs & Accidental repairs

## C-Category Mass : Free & paid Service & Minor repairs

\* B-Category Mass : Free & paid Service & Major repairs

# D-Category Mass : Free Service & Minor repairs

**MARUTI AUTHORISED SERVICE STATIONS (MASS) (AS ON 01.01.2018 )**

|                 |  |                    |   |   |  |   |   |  |  |
|-----------------|--|--------------------|---|---|--|---|---|--|--|
| 277.*           | CAR CLINIC (4640), PLOT NO. B-7<br>(PART),ANUR ESTATE,NEAR DABHOI ROAD,<br>JAKATNAKA,VADODARA (GUJARAT)<br>PIN-390004<br>PH :0265-9925003558.                  | 286.##             | HIRA MOTORS (2740), 207 MILE<br>STONE,VASANT VIHAR GT ROAD,N.H.<br>-1,AMBALA CITY PIN-134003<br>PH :9255285212. | 296.##  | SARASWATI AUTOMOBILES (4465), 44<br>B.P.NEELAM BATA ROAD,N.I.T.,FARIDABAD<br>PIN-121001<br>PH :0129-4029665, 2429665/9811446686.                 | 307.**  | SOMESHA AUTOMOBILES (455),<br>SHIVALAYA A-56 ROAD PHASE-I,DLF<br>QUTAB ENCLAVE,GURGAON PIN-122002<br>PH :0124-4055275/2352162/9213094482-83.                                  |  |  |
| <b>VALIA</b>    |  | 287.##             | BASSAN MOTORS (4964), 99 TH<br>MALL,AMBALA CATT,HARYANA PIN-133001<br>PH :-9466000000.                          | 297.##  | BALAJI SERVICE STATION (4956), SECTOR<br>23-24, MAIN ROAD,NEAR BALAJI DHARM<br>KATA,FARIDABAD,HARYANA PIN-121004<br>PH :0129-9818700422/4100265. | 308.**  | QUTAB AUTOMOBILES (3668), BEHIND<br>SUSHANT LOK-I,POLICE POST NEAR<br>RIDGEWOOD,DLF PHASE-IV,GURGAON<br>PIN-122002<br>PH<br>:0124-2385333/92267334/4046658-59/9811687<br>333. |  |  |
| 278.##          | HARI OM AUTO CARE (5750), NEAR MAZDA<br>HOTEL - VALIA,ANKALESHWAR<br>ROAD-VALIA,DISTRICT-BHARUCH,GUJRAT<br>PIN-393135<br>PH :-9427336094.                      | <b>BADHARA</b>     | 288.*   | S.S MOTORS (5735), NEAR REST<br>HOUSE,BADHARA,DISTRICT-BHIWANI,HARY<br>ANA PIN-123308<br>PH :9255141288/9812451052.                                     | 298.**   | PERFECT AUTOZONE (P). LTD. (5667),<br>VILLAGE ANKHIR, OPP. SEC 21D,MAIN<br>BADHKAL ROAD,DISTRICT -<br>FARIDABAD,HARYANA PIN-121001<br>PH :0129-2460020/2460030. | 309.##  | TOP GEAR AUTOMOTIVE ENGINEERS<br>(4464), MAIN JHARSA<br>ROAD,GURGAON,(HARYANA) PIN-122003<br>PH :0124-4039011, 9810304011, 9891439407.   |  |
| <b>VALSAD</b>   |  | <b>BAHADURGARH</b> | 289.##  | GL AUTOMOBILES (5263), MAIN ROHTAK<br>ROAD,SANKHOL OPP CH. DEVI LAL<br>PARK,DISTRICT - BAHADURGARH,HARYANA<br>PIN-124507<br>PH :01276-9416303473.       | 299.##   | AUTO ENGINEERS (5350), 131.DLF<br>INDUSTRIA AREA PHASE-1,DISTRICT -<br>FARIDABAD,HARYANA PIN-121001<br>PH :0129-9810004318/9312524511/4124511.                  | 310.##  | A & A ENTERPRISES (4639),<br>396,PHASE-IV,UDYOG VIHAR,GURGAON<br>(HARYANA) PIN-122001<br>PH :0124-2399862, 63,<br>9312063450/9868599812. |  |
| 279.*           | HONEST AUTO GARAGE (2220), SUGHAR<br>FALIA,BEHIND MOTA<br>GHANCHIWAD,VALSAD (GUJARAT)<br>PIN-396001<br>PH :02632-9925055600 / 9426110767.                      | <b>BARARA</b>      | 290.##  | LUXMI AUTOZONE (5334), VPO<br>BARARA,DISTRICT - AMBALA,HARYANA<br>PIN-133203<br>PH :-09467116785.   | <b>FARRUKHNAGAR</b>  | 300.**  | M R MOTORS (5946), GURGAON-JHAJJAR<br>ROAD, OPP. ANAAZ<br>MANDI,FARRUKHNAGAR,DISTRICT-GURGA<br>ON,HARYANA PIN-123506<br>PH :9810831200.                                       | 311.##   | RAJASTHAN AUTO WORKS (4760), LT. ATUL<br>KARATIA MARG, NEAR PETROL<br>PUMP,AKASHI FILLING STATION,AMAN<br>PURA, SECTOR-5 ROAD,GURGAON<br>(HARYANA) PIN-122001<br>PH :0124-2300238/9211819420/9810058722. |
| <b>VANTHLI</b>  |  | <b>BARWALA</b>     | 291.**  | FAQIR CHAND QUALITY FUELS (5435), KILLA<br>NO.20 L.H.S. NH-65,CHANDIGARH ROAD -<br>BARWALA,DISTRICT - HISAR,HARYANA<br>PIN-125001<br>PH :9215027000.    | <b>FATEHABAD</b>   | 301.##  | DHINGRA AUTOMOBILES (1856), G.T.<br>ROAD,FATEHABAD,(HARYANA) PIN-125050<br>PH :9416049167.  | 312.##   | MANISH AUTOMOBILES (4777), GHATA<br>ROAD,WAZIRABAD, NEAR<br>SECTOR-56, GURGAON,HARYANA<br>PIN-122001<br>PH<br>:0124-9873243858/9899561595/9899475288.  |
| 280.*           | INFINITY MOTORS (5963), RAVI<br>RATANVADLA FATAK,OPP.HP PETROL<br>PUMP ,POST VADLA, TAL<br>VANTHLI,DISTRICT-JUNAGADH,GUJARAT<br>PIN-362205<br>PH :-9737521899. | <b>BHIWANI</b>     | 292.##  | VEER MOTOR WORKSHOP (1850), 24 NEW<br>MOTOR<br>MARKET,BHIWANI,(HARYANA)PIN-127021<br>PH :9416057857.  | <b>GANAUR</b>  | 303.##  | SITA AUTOMOBILES (4260), 347, WARD NO.<br>10,BST ROAD,GANAUR,DISTT- SONEPAT<br>PIN-131101<br>PH :0130-9416062747.   | 313.*  | KUMAR AUTOMOBILES (4848),<br>BEHRAAMPUR ROAD,NEAR<br>NH-8,GURGAON,HARYANA PIN-122001<br>PH :0124-9873431696/2215696/9873448804.  |
| <b>VAPI</b>     |  | <b>BHUNA</b>       | 293.*   | MITTAL AUTOMOBILES (5748), NEAR BUS<br>STAND ,JAKHAL ROAD -<br>BHUNA,DISTRICT-FATEHABAD,HARYANA<br>PIN-125111<br>PH :9813207221.                        | <b>GANGWA</b>  | 304.**  | PANCHMUKHI AUTOMOBILES (5968),<br>HISSAR RAJGARH<br>ROAD,GANGWA,DISTRICT-HISSAR,HARYAN<br>A PIN-125001<br>PH :9728100029/9255562564.  | 314.##   | S G MOTORS (5756), PLOT NO.494, SECTOR<br>37,PACE CITY II,VUDYOG VIHAR VI -<br>GURGAON,DISTRICT-GURGAON,HARYANA<br>PIN-122001<br>PH :0124-9910955113.  |
| 281.*           | H.V. MOTORS (5047), NEAR BILL<br>KHADI,NH-8,BALITHA,API,DISTRICT -<br>VALSAD PIN-396191<br>PH :0260-9824145599 / 9824405599.                                   | <b>FARIDABAD</b>   | 294.**  | INSUH AUTO ENGINEERS P. LTD. (377), 13/3<br>MAIN MATHURA ROAD,(ADJOINING FRICK<br>INDIA),FARIDABAD PIN-121003<br>PH :0129-2272587, 2272484, 9810135516. | <b>GOHANA</b>  | 305.##  | KRISHNA MOTORS (4132), ROHTAK<br>ROAD,GOHANA PIN-131301<br>PH :01263-9416013596.  | 315.##   | SRI PARKASH AUTOMOBILES (5862),<br>BAJGHERA ROAD, NEAR PARKASH PURI<br>ASHRAM,NEW PALAM<br>VIHAR,DISTRICT-GURGAON,HARYANA<br>PIN-122001<br>PH :9899157729.   |
| <b>VIRAMGAM</b> |  |                    | 295.##  | KHURANA AUTOMOBILES (2863), 3C/60 B.P.<br>(OPPOSITE ESI<br>HOSPITAL),N.I.T.,FARIDABAD PIN-121001<br>PH :0129-4056020, 4056021.                          | <b>GURGAON</b>   | 306.##  | GANGA MOTORS (363),<br>SHIVPURI,GURGAON PIN-122001<br>PH :0124-2314940/2322084/98104306028.   | 316.**   | SEVEN HILL SERVICE STATION (6038),<br>VIJAY VIHAR, MAIN SILOKHRA ROAD,<br>SEC-30,GURGAON,HARYANA PIN-122002<br>PH :9810602354.   |
| <b>VYARA</b>    |  |                    |   |   |  |   | <b>HANSI</b>  |  |  |
| 283.#           | PARTH MOTORS (5240), D-1,CITY LIGHT<br>TOWER KAKRAPAR,BYPASS<br>ROAD-VYARA,DISTRICT-SURAT,GUJARAT<br>PIN-394650<br>PH :02626-221284/9898292020.                |                    |   |   |  |   |   |  |  |
| <b>AMBALA</b>   |  |                    |   |   |  |   |   |  |  |
| 284.**          | RAVI MOTORS (1957), 125 STAFF<br>ROAD,HOTEL SAVOY,AMBALA CANTT<br>PIN-126102<br>PH :9315110209/9416640012.   |                    |   |   |  |   |   |  |  |
| 285.**          | GURU NANAK MOTORS (2036), POLICE<br>LINES CHOWK,AMBALA CITY PIN-134003<br>PH :0171-2551645/2517061/9416155906.   |                    |   |   |  |   |   |  |  |

\*\* A-Category Mass : Free &amp; paid Service, Major repairs &amp; Accidental repairs

## C-Category Mass : Free &amp; paid Service &amp; Minor repairs

\* B-Category Mass : Free &amp; paid Service &amp; Major repairs

# D-Category Mass : Free Service &amp; Minor repairs



**MARUTI AUTHORISED SERVICE STATIONS (MASS) (AS ON 01.01.2018 )**

317.\*\* VIKAS AUTOMOBILES (4744), SHANTI  
NIKETAN,OPP. JIND BYE PASS, G.T.  
ROAD,HANSI,DISTRICT-HISSAR (HARYANA)  
PIN-125001  
PH :01663-9466248037.

**HISSAR**

318.\* PALCO MOTOR GARAGE (4739), 96 AUTO  
MARKET,HISSAR,HARYANA PIN-125001  
PH :01662-9896303233.

319.\*\* SALASAR AUTO (4735), OPP. VIDYUT  
NAGAR GATE NO. 2,DELHI  
ROAD,HISSAR,HARYANA PIN-125001  
PH :01662-9355486716.

320.\* SAI AUTOMOBILES (5267), MAIN DELHI  
ROAD,HISSAR,HARYANA PIN-125001  
PH :01662-9812900046.

**HODAL**

321.## VED MOTORS (2247), HIGHWAY  
ROAD,NEAR RAILWAY STATION  
CHOWK,HODAL,(FARIDABAD) PIN-121106  
PH :01275-236238/9255456907.

**INDRI**

322.## ASHOKA MOTOR (6041), OPP. PARTAP  
FILLING STATION,LADWA  
ROAD,TEHSIL-INDRI,DISTRICT-KARNAL,HAR  
YANA PIN-132041  
PH : 9896234001.

**ISMAILABAD**

323.\* VINAYAK MOTORS (6052), OPP. MAHARAJA  
PALACE,AMBALA HISSAR  
ROAD,ISMAILABAD,HARYANA PIN-136129  
PH :9416250081/9996045636.

**ISRANA**

324.## SHIV DARSHAN AUTOMOBILES (6051),  
ISRANA PANIPAT ROAD,NR. NC COLLEGE,  
ISRANA,DISTRICT-PANIPAT,HARYANA  
PIN-132103  
PH :9911366230.

**JHAJJAR**

325.## VASUNDHRA MOTORS (1467), REWARI  
ROAD,,JHAJJAR,(HARYANA) PIN-124103  
PH :9812012180.

**JIND**

326.## MOHIT MOTORS (1574), SAFIDON  
GATE,JIND PIN-126102  
PH :9355129844.

**KAITHAL**

327.## HIND AUTOMOBILES (1858), AMBALA  
ROAD,KAITHAL PIN-136027  
PH :3496,2416 (RES.).

**KANINA**

328.## SHREE KRISHNA MOTORS (5953), BHOOP  
SINGH MARKET, NEAR PETROL  
PUMP,MAHINDERGARH ROAD,  
KANINA,DISTRICT-MAHINDERGARH,HARYA  
NA PIN-123027  
PH :-9467641678.

**KARNAL**

329.\*\* RUBY MOTORS (4734), 28/3 HSIDC,NEAR  
NAMASTEY CHOWK INDUSTRIAL  
AREA,KARNAL,HARYANA PIN-132001  
PH :0184-9896345633.

**KHARKHODA**

330.\* PRANAV MOTORS (5771), SAMPLA ROAD,  
KHARKAUDA,DISTRICT-SONEPAT,HARYANA  
PIN-131402  
PH :-09896145161.

**KUNDLI**

331.## SHIV SHAKTI AUTOMOBILES (4628), JANTI  
ROAD,NEAR S.P. COLD  
STORAGE,KUNDLI,HARYANA PIN-131028  
PH :9811047480.

**KURUKSHETRA**

332.## KARTAR MOTORS (1645), RED  
ROAD,KURUKSHETRA PIN-132118  
PH :01744-9896245900.

333.## SAINI MOTORS (2131), G.T. ROAD,UMRI  
CHOWK,KURUKSHETRA,(HARYANA)  
PIN-136118  
PH :01744-9896183931.

334.\*\* KARTAR MOTORS (5349), PLOT O  
65-66,SECTOR -2,HUDA INDUSTRIAL,AREA  
KURUKSHETRA PIN-132118  
PH :01744-221343.

**LOHARU**

335.## BHAWNA MOTORS (6028), BHIWANI  
ROAD,,LOHARU,DISTRICT-BHIWANI,HARYAN  
A PIN-127201  
PH :01251-9466117900/217239.

**MAHENDERGARH**

336.## SHREE SHYAM MOTORS (5843), NEAR I.O.C  
PETROL  
PUMP,MAHENDERGARH,DISTRICT-MAHEND  
ERGARH,(HARYANA) PIN-123029  
PH :01285-222020/9416065855.

**MANDI ADAMPUR**

337.## MITTAL AUTO AGENCIES (2966), 113-15  
AUTO MARKET,MANDI  
ADAMPUR,(HARYANA) PIN-125052  
PH :01609-43300.

**MANESAR**

338.## MAITRI SERVICE STATION (2378),  
N.H.8,DELHI-JAIPUR ROAD,MANESAR  
(GURGAON) PIN-122001  
PH :0124-2290349/9212017293/9911104120.

**NARNAUL**

339.## SHYAM AUTO TRADE (1571), SINGHANA  
ROAD,NARNAUL,(HARYANA) PIN-123001  
PH :01282-251605/251620/9466432785.

**NILOKHERI**

340.## SURENDERA MOTORS (5049), NEW NEHSIL  
ROAD, NILOKHERI,DISTRICT  
KARNAL,NILOKHERI,HARYANA PIN-132117  
PH : 9996308730.

**PALWAL**

341.\*\* D.K. & R.K. MOTORS (1159), NEAR BUS  
STAND,BYE-PASS  
ROAD,PALWAL,(HARYANA) PIN-121102  
PH :01275-252647/251816.

342.\* SHEELA MOTORS (5141), OPP MUNICIPAL  
COUNCIL OFFICE,G T ROAD,DISTRICT -  
FARIDABAD,HARYANA PIN-121102  
PH :01275-9416066251/401501.

**PANCHKULA**

343.\*\* PANCHKULA AUTO SERVICES (1949), PLOT  
NO.300,PHASE-II INDUSTRIAL  
AREA,PANCHKULA,(HARYANA) PIN-134109  
PH :-9915230196.

**PANIPAT**

344.\*\* PREM MOTORS (2266), PLOT  
NO.134,SECTOR 25 INDUSTRIAL  
AREA,PANIPAT PIN-132103  
PH :01742-9416438046.

**PATAUDI**

345.## SHUBHAM AUTOMOBILES (4641), REWARI  
ROAD,PATAUDI,DISTT. GURGAON  
PIN-122503  
PH :0124-2672942, 9812665240.

**PEHOWA**

346.\* AMAR AUTOMOBILES (2270), OPP. DAV  
COLLEGE AMBALA ROAD,PEHOWA DISTT.  
KURUKSHETRA,(HARYANA) PIN-136128  
PH :9896002974.

**RADAUR**

347.\* SHRI SHIVAM AUTOMOBILES (5852), S.K.  
ROAD, OPP. ESSAR PETROL  
PUMP,RADAUR,DISTRICT-YAMUNANAGAR,H  
ARYANA PIN-135133  
PH :135133-9255952717.

**RAANIA**

348.## SINGLA MOTORS (3779), NEAR BUS  
STAND,RAANIA,DISTT. SIRSA (HARYANA)  
PIN-125076  
PH :01698-9416011238.

**REWARI**

349.## GAUTAM MOTORS (1837), NARNAUL  
ROAD,REWARI (HARYANA) PIN-123401  
PH :01274-22895/222395/325095.

350.\* SHIVAM SERVICES (1466), OPP. CENTRAL  
SCHOOL,GARHI BOLNI ROAD,REWARI  
PIN-123401  
PH :01274-254825/9416288341.

351.## PULYANI MOTORS (4663), BEHIND KAMLA  
PALACE,CIRCULAR  
ROAD,REWARI,HARYANA PIN-123401  
PH :01274-9416064738/ 252238/  
257938/9955963168.

**SADHAURA**

352.## SHREE GANESH MOTORS (5959), NEAR  
INDIAN OIL PETROL PUMP,KALA AMB  
ROAD,SADHAURA,DISTRICT-YAMUNANAGA  
R,HARYANA PIN-133204  
PH :9813376260.

**SHAHABAD**

353.\*\* MAHALAXMI MOTORS (354), LADWA  
ROAD,SHAHABAD MARKANDA,(HARYANA)  
PIN-136135  
PH :42433,41933.

**SIWANI**

354.## GANESH AUTOMOBILES (5931), LOHARU  
MORH,SIWANI,DISTRICT-BHIWANI,HARYAN  
A PIN-127046  
PH :9812022020.

**SOHNA**

355.\*\* SHRI SHYAM MOTORS (5951),  
OPP.RAGHUNANDAN PETROL PUMP,NEAR  
GD GOENKA INTERNATIONAL  
SCHOOL,SOHNA,HARYANA PIN-122103  
PH :9582350079.

**SONIPAT**

356.## NEW HIGHWAY MOTORS (5055), MAIN  
DELHI ROAD,SONEPAT,HARYANA  
PIN-131001  
PH :09812530120, 2234999.

**TAURU**

\*\* A-Category Mass : Free & paid Service, Major repairs & Accidental repairs

## C-Category Mass : Free & paid Service & Minor repairs

\* B-Category Mass : Free & paid Service & Major repairs

# D-Category Mass : Free Service & Minor repairs

MARUTI AUTHORISED SERVICE STATIONS (MASS) (AS ON 01.01.2018 )

|                         |   |
|-------------------------|---|
| 357.##                  | R M MOTORS (5842), WADE NO:4 BEHIND WINE SHOP MAIN REWARI SOHNA ROAD,TAURU,DISTRICT-MEWAT,HARYANA PIN-122105<br>PH :9812378663.                 |
| <b>TOHANA</b>           |   |
| 358.##                  | DHANDA MOTORS (2271), PLOT NO.4,RATIA ROAD,TOHANA,DISTT. FATEHABAD PIN-125120<br>PH :20368.   |
| <b>TOSHAM</b>           |   |
| 359.##                  | MOHINI AUTOMOBILES (6026), OPP.NEW ANAJ MANDI,NEAR MINI BANK,TOSHAM,DISTRICT-BHIWANI,HARYAN A PIN-127040<br>PH :9215959995/9992251000.          |
| <b>UKLANA</b>           |   |
| 360.*                   | SHREE GANESH MOTORS (5747), PLOT NO#29,UKLANA MANDI,DISTRICT-HISSAR,HARYANA PIN-125113<br>PH :98123091531.                                      |
| <b>YAMUNANAGAR</b>      |   |
| 361.**                  | GOPAL AUTOMOBILE SERVICE STATION (1874), NEAR LAL DAWARA,JAGADHRI ROAD,YAMUNANAGAR PIN-135001<br>PH :01732-21067.                               |
| <b>HIMACHAL PRADESH</b> |   |
| <b>ALAMPUR</b>          |   |
| 362.##                  | SUBH AUTOMOBILES (5964), SH-39,ALAMPUR,DISTRICT-KANGRA,HIMACHAL PRADESH PIN-176110<br>PH :9805751228/9418006656.                                |
| <b>AMB</b>              |   |
| 363.##                  | SHUBHAM MOTORS (5933), NEAR PINDI ASHRAM,HAMIRPUR ROAD,AMB,DISTRICT-UNA,HIMACHAL PRADESH PIN-177203<br>PH :9418114176.                          |
| <b>ANNI</b>             |   |
| 364.##                  | SARAJ AUTO WORLD (6044), VERMA BUILDING,NR. NAGAN HARIPUR,TEHSIL,ANNI,DISTRICT-KULLU,HI MACHAL PRADESH PIN-172026<br>PH :9129065065/9817120002. |
| <b>BADDI</b>            |   |
| 365.**                  | LAJ MOTORS (5541), 436.MAUJA SURAJ,MAJRA LABANA,BADDI,DISTRICT - SOLAN,HIMACHAL PRADESH PIN-174101<br>PH :9218644189.                           |

|                       |  |
|-----------------------|--|
| <b>BANGANA</b>        |  |
| 366.##                | TRISHLA AUTOMOBILES (5869), VILLAGE BPO & TEHSIL BANGANA,BANGANA,DISTRICT-UNA,HIMACHAL PRADESH PIN-174307<br>PH :9817332462.             |
| <b>BANOI</b>          |  |
| 367.##                | BAWA SERVICE STATION (4634), VILL. BANOI,TEH SHAHPUR P.O.,BANOI,DIST KANGRA (HIMACHAL PRADESH) PIN-176206<br>PH :9418051290, 9418105642. |
| <b>BARMANA</b>        |  |
| 368.##                | AVER AUTO (5955), VILLAGE LAGAT,TEHSIL SADAR,PO BARMANA,HIMACHAL PRADESH PIN-174013<br>PH :9418064130.                                   |
| <b>BHAMBLA</b>        |  |
| 369.*                 | DHIMAN MOTORS (3837), PLOT NO. 42,INDUSTRIAL AREA, BHAMBLA,JAHU,DISTT MANDI PIN-175004<br>PH :01972-263676,256436.                       |
| <b>BHUNTAR</b>        |  |
| 370.##                | HANDA MOTORS (4262), HANDA COMPLEX,NEAR AIRPORT,BHUNTAR,KULLU (H.P) PIN-175125<br>PH :01902-265729, 265124.                              |
| <b>BILASPUR (H.P)</b> |  |
| 371.##                | BHASKAR AUTO SPARE & SERVICE (1730), 8-B ROURA SECTOR II,(NEAR DURGA MANDIR),BILASPUR (H.P.) PIN-174001<br>PH :23335.                    |
| <b>CHAMBA</b>         |  |
| 372.##                | KAILASH SERVICE STATION (3527), AMRIT NIWAS MOHALLA,BONGUTA,CHAMBA TOWN,DISTT.CHAMBA PIN-176209<br>PH :01899-24485.                      |
| 373.*                 | AUTOZONE (5247), PATHANKOT RAOD, PAREL,SULTANPUR - CHAMBA,DISTRICT - CHAMBA,HIMACHAL PRADESH PIN-176314<br>PH :9418214848.               |
| <b>DARLAGHAT</b>      |  |
| 374.##                | CHANDEL SERVICE STATION (5233), DARLAGHAT,DISTRICT-SOLAN,HIMACHAL PRADESH PIN-171102<br>PH :9816039865.                                  |
| <b>DEHRA</b>          |  |
| 375.*                 | WALIA ENTERPRISES (4252), HANUMAN CHOWK,NEAR DEHRA BRIDGE,DEHRA,DISTT. KANGRA PIN-177101<br>PH :01970-233184, 233751.                    |

|                    |  |
|--------------------|--|
| <b>DHARAMSALA</b>  |  |
| 376.##             | EAGLE MOTOR SERVICE STN. (6426), SHAM NAGAR,DHARAMSALA (HIMACHAL PRD.) PIN-176215<br>PH :22032.  |
| 377.##             | SHIV SHAKTI CAR CARE (1277), NEAR RAINBOW SCHOOL,DARI ROAD,DHARAMSHALA PIN-176057<br>PH :24056.  |
| 378.##             | HIM AUTO STATION (3773), VPO DARI,DHARAMSHALA,(H.P.) PIN-176061<br>PH :01892-23055.  |
| <b>GAGGAL</b>      |  |
| 379.*              | CHAUDHARY SERVICE STATION (1966), GAGGAL (ICHH),DISTT. KANGRA (H.P.) PIN-176209<br>PH :1892-265184.  |
| <b>GHUMARWIN</b>   |  |
| 380.##             | BHASKAR AUTO SPARES & SERVICES (5147), VILLAGE KULARU,GHUMARWIN,DISTRICT - BILASPUR,HIMACHAL PRADESH PIN-174101<br>PH :9817011700.   |
| <b>GUMMA</b>       |  |
| 381.##             | CHAUHAN ENTERPRISES (5660), VILLAGE GUMMA,TEHSIL KOTKHAJ,GUMMA,DISTRICT - SHIMLA,HIMACHAL PRADESH PIN-171202<br>PH :9816125191.  |
| <b>JAWALA JI</b>   |  |
| 382.##             | SRI PARBHAT MOTORS (5036), VPO & TEHSIL, JAWALI-(BHANEI),DISTRICT - KANGRA,(HIMACHAL PRADESH) PIN-176029<br>PH :09816302881,09418004143.                                   |
| <b>JAWALAMUKHI</b> |  |
| 383.##             | LAKSHMI AUTO SPARES & SERVICE CENTRE (4630), NEAR GANJU BAGH, DEHRA ROAD,JWALAMUKHI,TEH. DEHRA,DIST. KANGRA (HIMACHAL PRADESH) PIN-171001<br>PH :01970-223018, 9418091048. |
| <b>KARSOG</b>      |  |
| 384.##             | DEEPAK AUTOMOBILES (4057), MR. DEEPAK SHARMA,C/O SHARMA GENERAL STORE,KARSOG, MAIN BAZAR,DIST MANDI, HIMACHAL PRADESH PIN-171304<br>PH :01907-222242, 9816260061.          |
| <b>KAZA</b>        |  |
| 385.##             | SPLIT MOTORS (6033), VILL. & PO KAZA,DISTRICT-LAHAUL & SPITI,HIMACHAL PRADESH PIN-172114<br>PH :9418758974.  |

|                   |   |
|-------------------|---|
| <b>KEYLONG</b>    |   |
| 386.##            | YOLAX MOTORS (3830), KEYLONG,DISTT. LAHAUL & SPITI PIN-175132<br>PH :01900-22448, 22517.                                    |
| <b>KULU</b>       |   |
| 387.##            | SURYA MOTORS & SERVICE CENTRE (2943), NH-21,MANALI ROAD,BABELI,DISTT. KULLU (H.P.) PIN-175138<br>PH :01902-30456.           |
| 388.##            | PURI BROTHER'S (4242), I.O.C DEALER,DHALPUR,KULU,H.P PIN-175101<br>PH :01902-222415/16.                                     |
| <b>KUMARHATTI</b> |   |
| 389.*             | SOLAN AUTOMOBILES PVT. LTD. (6420), DAGHOTA (SOLAN),P.O.KUMAR HATTI (H.P.) PIN-173229<br>PH :66173.                         |
| <b>KUMARSAIN</b>  |   |
| 390.##            | RED LINE (5965), VILL. KEPU,PO KIRTI SAINZ,TEHSIL,KUMARSAIN,DISTRICT-SHIML A,HIMACHAL PRADESH PIN-172030<br>PH :9805996506. |
| <b>MANDI</b>      |   |
| 391.**            | BHAGWATI AUTOMOBILES (269), 13 INDUSTRIAL AREA,PHASE-III,SAULI KHAD,MANDI PIN-175 001<br>PH :35289,35189.                   |
| <b>MARANDA</b>    |   |
| 392.##            | MODERN SERVICE CENTRE (1175), PUSHP COMPLEX,MARANDA,(H.P.) PIN-176102<br>PH :630983.  |
| <b>MEHATPUR</b>   |   |
| 393.##            | BUDHA AUTO HOUSE (6422), MAIN BAZAR,UNA,MEHATPUR (H.P) PIN-174315<br>PH :64061,61766.                                       |
| <b>MUBARAKPUR</b> |   |
| 394.##            | SHIV SHAKTI AUTOMOBILES (1732), HOSHIARPUR ROAD,MUBARKPUR,DISTT. UNA,(H.P.) PIN-177202<br>PH :1976-64661.                   |
| <b>NADAUN</b>     |   |
| 395.**            | CAR CARE ENGINEERS (4423), HOSHIARPUR ROAD,MANPUL,NADAUN,DISTT HAMIRPUR (H.P) PIN-177033<br>PH :01972-232765, 9418096457.   |
| <b>NAHAN</b>      |   |

\*\* A-Category Mass : Free & paid Service, Major repairs & Accidental repairs

\* B-Category Mass : Free & paid Service & Major repairs

## C-Category Mass : Free & paid Service & Minor repairs

# D-Category Mass : Free Service & Minor repairs

**MARUTI AUTHORISED SERVICE STATIONS (MASS) (AS ON 01.01.2018 )**

396.## AGARWAL MOTORS (3334), GUNNU GHAT,NEAR TELECOM COLONY,NAHAN PIN-173001  
PH :01702-25679(O),23558(R).

**NALAGARH**

397.## KRISHNA MOTOR (5275), PEERTHAN.PO NALAGARH,DISTRICT - SOLAN,HIMACHAL PRADESH PIN-174101  
PH :01795-223561.

**PALAMPUR**

398.\*\* SANGRAI AUTO SERVICE (6430), OPP. SITLA MATA MANDIR,PALAMPUR,DISTT. KANGRA (H.P.) PIN-176061  
PH :01894-32685.

399.## SANTOSHI AUTOMOBILES (4776), VILLAGE & P.O, BHAWARNA,TEHSIL,PALAMPUR,DISTRICT- KANGRA (HIMACHAL PRADESH) PIN-176061  
PH :01894-9418184367.

**PAONTA SAHIB**

400.## SUMEET MOTORS (1441), SHAMSHERPUR,PAONTA SAHIB,(H.P.) PIN-173025  
PH :22264.

**PAPROLA**

401.## ABROL AUTOMOBILES (3470), RAJ KUMAR ABROL,V&PO BIR,TEH. BAUNATH,DISTT. KANGRA (H.P.) PIN-176077  
PH :01894-68517.

**PARWANOO**

402.## DIVYA SALES (6428), DIVYA BHAWAN VILL. KAMLI,SECTOR-1,PARWANOO PIN-173220  
PH :32685.

**PATLI KUHAL**

403.\* JAMDAGNI MOTORS (760), VILLAGE PATLI KAUHAL,P.O.KATRAIN,DISTT. KULLU (H.P.) PIN-175129  
PH :9816040247,01902-40847.

**RAJGARH**

404.## RAJGARD AUTOMOBILES (5458), PO RAJGARH,TEH RAJGARH,DISTRICT - SIRMOUR,HIMACHAL PRADESH PIN-173101  
PH :01799-221055.

**RAMPUR BUSHAHR**

405.\*\* HIGHWAY SERVICE STATION (2649), CHUHA BAG,RAMPUR BUSHAHR,DISTT. SHIMLA,(H.P.) PIN-172001  
PH :01782-34043.

406.## KRISHNA AUTOMOBILE (4438), VILL CHUHA BAG,RAMPUR BUSHAHR PIN-172001  
PH :0177-233046, 233091.

**RECONG PEO**

407.## KRISH AUTO (4134), V.P.O. DUNI,RECONG PEO,TEHSIL KALPA,DISTT KINNOUR (HP) PIN-172107  
PH :01786-226053, 226017.

**ROHRU**

408.## KAMTA SERVICE STATION (2338), ROHRU,DISTT. SHIMLA,(H.P.) PIN-171207  
PH :01781-34430.

**SALASHI**

409.## THAKUR AUTOMOBILES (3838), JALANDHAR MANALI NATIONAL HIGHWAY (NH70),NEAR DAY SCHOOL,VILLAGE SALASHI,DISTT HAMIRPUR PIN-172108  
PH :01972-223412,9818090904.

**SARKAGHAT**

410.## SHAKUNTLA MOTORS (5755), MANDI ROAD-SARKAGHAT,DISTRICT-MANDI,HIMAC HAL PRADESH PIN-175024  
PH :98178118822.

**SHIMLA**

411.\*\* GURRAJ AUTO SERVICE (757), BAMLOE CHOWK,SIMLA PIN-171001  
PH :6558.

412.\*\* MOTO WORLD (6433), NAVBAHAR,SIMLA PIN-171002  
PH :72917.

**SOLAN**

413.## SOLAN SERVICE CENTRE (764), BYE PASS,NEAR PWD OFFICE,SOLAN PIN-173212  
PH :3149.

**SUBATHU**

414.## SHYAM AUTOMOBILES (4558), NEAR SHANTI FILLING STATION,V.P.O RADYANA,SUBATHU,DIST SOLAN (HIMACHAL PRADESH) PIN-173206  
PH :0179-2275606.

**SUNDERNAGAR**

415.\*\* V.M. SERVICE STATION (3777), CHAMUKHA,P O HARABAGH,NH-21,SUNDER NAGAR (H.P.) PIN-174402  
PH :01907-262130.

**THEOG**

416.## JOSHI MOTORS (2778), SHALLI BAZAR,THEOG,DIST. SHIMLA,(H.P.) PIN-171201  
PH :1783-9816140451, 8679440451.

**UNA (HP)**

417.## TRINITY AUTO FAST ENGINEERS (1755), RAKKAR COLONY,NANGAL ROAD,UNA (H.P.) PIN-174303  
PH :01975-26520.

418.## RUDRA MOTORS (3925), NEAR OLD HOSPITAL CHOWK,NH-22,UNA (H.P.) PIN-174303  
PH :01935-25137(SHOP), 25011 (RES.).

**JAMMU & KASHMIR**

**AWANTIPORA**

419.## KESAR AUTOMOBILES (5938), KHAR, MORH, NATIONAL HIGHWAY 1A,AWANTIPORA,DISTRICT-PULWAMA,JAM MU & KASHMIR PIN-192122  
PH :9419507495.

**BARAMULA**

420.\* MARUTI MASTERS (4369), KANISPORA,BARAMULA,KASHMIR PIN-193101  
PH :990659944.

**CHADOORA**

421.\* VEHICLE MASTERS (4661), MAIN ROAD,CHADOORA,DIST. BUDGAM,JAMMU & KASHMIR PIN-190001  
PH :9419475708.

**JAMMU**

422.\*\* KWIK FIT (2343), AMBPBALLA,B.C. ROAD,JAMMU PIN-180001  
PH :9419182675.

423.\*\* MOBEL GARAGES (441), NARWAL CHOWK,TRANSPORT NAGAR,JAMMU PIN-180007  
PH :9796800000.

424.\*\* CHECK N CARE AUTOMOBILE CENTRE (1773), OPP. GURUDWARA SRI SINGH SABHA,NARWAL BYE PASS ROAD,JAMMU PIN-180006  
PH :9419190796.

425.\* CARE POINT AUTOMOBILES (4652), OPP. BSF CAMPUS ROAD,AKHNOOR ROAD,JAMMU PIN-180002  
PH :0191-9419283151.

426.## NATIONAL MOTORS (5074), OPP APNA VIHAR,B.P. PETROL PUMP,NH-1A KUNJWANI JAMMU,DISTRICT - JAMMU,JAMMU & KASHMIR PIN-180010  
PH :9419194368.

**KARGIL**

427.\* ZOZILA ENGG. WORKS (374), KARGIL,LADAKH PIN-194103  
PH :9419176212.

**KATHUA**

428.\* KATHUA MOTORS (3323), HATLI MORE,KATHUA,(J&K) PIN-184102  
PH :9419150136.

**KATRA**

429.## VIDYA AUTOMOBILES (1165), JAMMUR ROAD,KATRA,JAMMU ROAD,KATRA,(J&K) PIN-182301  
PH :01991-9419162339.

**KISHTWAR**

430.## MINTOO MOTORS (4133), NEAR H.H.P.C SCHOOL,KISHTWAR,DISTT DODA (J & K) PIN-180001  
PH :01995-9419154100.

**MATTAN**

431.## DANISH AUTOMOBILES (5478), PAHAL GAM ROAD,STATE HIGHWAY - MATTAN,DISTRICT - ANANTNAG,JAMMU & KASHMIR PIN-192101  
PH :01932-9419045672.

**PHINTER**

432.## BADYAL AUTOMOBILES (4149), C/O BADYAL AUTOMOBILE,PHINTER,TEH BILLAWAR,DISTT KATHUA PHINTER (J & K) PIN-184203  
PH :01921-9419691916.

**PULWAMA**

433.\*\* KASHMIR AUTOMOBILES (5352), SRINAGAR, SHOPIAN ROAD FRUIT MANDI,PULWAMA,DISTRICT - PULWAMA,JAMMU & KASHMIR PIN-192301  
PH :01933-9906799324.

**RAJOURI**

434.## MILLENNIUM MOTORADES (2937), ALPHA GATE,T.C.P.,RAJOURI,(J&K) PIN-185132  
PH :01962-9419329486.

**REASI**

435.## U LIKE CAR CLINIC (4771), GITA NAGAR,REASI JYOTIPURAM ROAD,REASI,DISTRICT-UDHAMPUR (JAMMU & KASHMIR) PIN-182101  
PH :01991-9906015150.

**SAMBHA**

\*\* A-Category Mass : Free & paid Service, Major repairs & Accidental repairs

## C-Category Mass : Free & paid Service & Minor repairs

\* B-Category Mass : Free & paid Service & Major repairs

# D-Category Mass : Free Service & Minor repairs

MARUTI AUTHORISED SERVICE STATIONS (MASS) (AS ON 01.01.2018 )

436.## DHANSAR CAR CLINIC (5146), NATIONAL HIGHWAY,SUPWAL SAMBHA,DISTRICT - JAMMU,J&K PIN-184121  
PH :9419934151.

SOPORE

437.## HASSAN MOTORS (2434), BPC DEALER,SOPORE,KASHMIR PIN-193201  
PH :9419597727.

SRINAGAR

438.\* SRINAGAR AUTOMOBILES (4925), M.A. LINK ROAD,NEAR TRANSPORT YARD BRIDGE,CHINARBAGH,SRINAGAR (JAMMU & KASHMIR) PIN-190001  
PH :0194-9419001793.

439.## NEW NATIONAL AUTOMOBILES (5073), RAM BAGH, AIRPORT ROAD, SRINAGAR,DISTRICT - SRINAGAR,JAMMU & KASHMIR PIN-190009  
PH :0194-9419909528.

440.\* A.B. MOTORS (5072), BEHIND NEW SECRETARIAT ROAD,SRINAGAR,DISTRICT - SRINAGAR,JAMMU & KASHMIR PIN-190009  
PH :0194-9419007966.

441.\* HASEEN MOTORS (5249), BY-PASS BRIDGE, BAGH MEHTAB,SRINAGAR,JAMMU & KASHMIR PIN-190019  
PH :0194-9419518416.

442.\*\* ADAM'S AUTOAIDES (5766), SIDCO INDUSTRIAL EXTATE, SHALTENG,SRINAGAR,DISTRICT-SRINAGAR ,JAMMU & KASHMIR PIN-190001  
PH :0194-99065800893.

SURNKOTE

443.## A.S. AUTOMOBILES (5976), IQBAL NAGAR, SURANKOTE,DISTRICT-POONCH,JAMMU & KASHMIR PIN-185121  
PH :9469014765.

THANA MANDI

444.## DANISH AUTOMOBILES (6047), R/O W NO.3, HUSPLATE,THANAMANDI,DISTRICT-RAJOU RI,JAMMU & KASHMIR PIN-185212  
PH :9858938248.

VIJAYPUR

445.## BANSI LAL MARUTI SERVICE STATION (4748), SWANKHA MORH,NATIONAL HIGHWAY,VIJAYPUR,DISTRICT-SAMBA (JAMMU & KASHMIR) PIN-180001  
PH :01923-9419106798.

JHARKHAND

BOKARO

446.## UUEA AUTOMOBILES (4845), S-21 CITY CENTRE,BOKARO STEEL CITY,BOKARO ,JHARKHAND PIN-827004  
PH :06542-9431127441.

DEOGHAR

447.\* GARGEES AUTOMOBILE (2276), OPP. D.C. RESIDENCE,CIRCULAR ROAD,BARMASIA,DEOGHAR(BIHAR)  
PIN-814112  
PH :06432-9431132526.

DHANBAD

448.## MAJUMDAR CAR SCAN (5135), BHUFORCE, K G ASHRAM ROAD,SARAIDELA,DISTRICT - DHANBAD,JHARKHAND PIN-828301  
PH :0326-9835361472.

449.## PRIYA AUTO (4868), OPPOSITE MINNING SCHOOL,SINDRI ROAD, BHAGA,DHANBAD,(JHARKHAND PIN-828301  
PH :0326-9431124817.

DUMKA

450.\* NATIONAL ENGG. WORKS (5220), AUTOMOBILE ENGINEERS,DUMKA (BIHAR),DUMKA (BIHAR) PIN-814101  
PH :06434-222325.

GARHWA

451.## VIKAS AUTOMOBILE SERVICES (2647), RAILWAY STATION ROAD,GARHWA,ZARKHAND PIN-822114  
PH :06561-9204527287.

HAZARIBAGH

452.## ALOK MOTORS (379), NEAR INDRAPURI CHAWK,HAZARIBAG, (BIHAR) PIN-825301  
PH :06546-9431140740.

453.## SRI RAM MARUTI SERVICE STATION (3663), DEVI DAYAL LANE,HAZARIBAG,(JHARKHAND) PIN-825301  
PH :06546-9431384877.

JAMSHEDPUR

454.\*\* CAR CURE (1261), C/O MODERN AUTO STORES,KALIMATI ROAD,SAKCHI,JAMSHEDPUR PIN-831001  
PH :0657-6452965.

455.## MAHESHWARI BROS. (5124), NATIONAL HIGHWAY 33,BALIGUMA MANGO,P.O. -M.G.M. MEDICAL COLLEGE,JAMSHEDPUR PIN-831018  
PH :0657-9031144444.

KHUNTI

456.## MOD MOBILES (5579), MAIN ROAD, RANCHI ROAD - KHUNTI,DISTRICT - KHUNTI,JHARKHAND PIN-835210  
PH :9006055883.

MAITHON

457.# MAITHON SERVICING CENTRE (5838), MAITHON ROAD, NEAR VMC COLONY,SANJAY CHOWK ,PO CHIRKUNDA-MAITHON,DISTRICT-DHANBAD, (JHARKHAND) PIN-828207  
PH :7209423707.

PAKUR

458.## SPEED WHEEL SERVICE CENTRE (4976), MAIN ROAD,PAKUR PIN-816107  
PH :9434101917.

RAMGARH

459.## RAHIL MOTORS (5054), C/O NIYAMAT MISTRI,DUSHAD MOHLA,DISTRICT RAMGARH CANTT PIN-829122  
PH :9835324514.

460.## SAINI MOTORS (5126), NEAR VISWAKARMA MANDIR,MAIN ROAD, RAMGARH CANTT,DISTT. HAZARIBAG PIN-829122  
PH :06553-223699.

RANCHI

461.## BHARAT MOTORS (5870), SHIV JEE CHOWK, HARU ROAD,RANCHI,DISTRICT-RANCHI,,JHARKHA ND PIN-834001  
PH :9608502258.

462.\*\* MARUTI AUTOMOBILES (5127), HOTEL AKASHWANI MANSION,RATU ROAD,RANCHI PIN-834001  
PH :0651-9835156186.

463.## MARUTI CLINIC (2548), LAL KOTHI,OLD HAZARIBAGH ROAD,KANTA TOLI,RANCHI (BIHAR) PIN-834001  
PH :0651-9431109214.

464.## MOTOR KRAFT (4769), H.B. ROAD,DIPA TOLI,RANCHI,JHARKHAND PIN-834009  
PH :0651-3254965/3203666.

SIDRAUL

465.## KIRTIVASA AUTOMOBILES PVT. LTD. (4424), RANCHI TATA HIGHWAY,SIDRAUL,P.S NAMKOM PIN-834001  
PH :0651-9334657490.

KARNATAKA

ATHANI

466.## CHOUGULE MOTORS (3874), HALYAL ROAD,ATHANI,DISTT BELGAUM PIN-591304  
PH :08289-52992.

BAGALKOT

467.## NARA AUTOMOBILES (4357), TP NO. 158 A/2,WARD NO. 10,SHABADI COMPOUND EXTN,BAGALKOT PIN-587101  
PH :08354-424092/ 423178/  
9448124093/9880875595.

BAGEPALLI

468.# N.N. GARAGE (4263), T.B. CROSS,NH-7, BAGEPALLI,NEAR RTO OFFICE,KOLAR DISTRICT, KARNATAKA PIN-561207  
PH :9845125260.

BAILHONGAL

469.# MAHANATH MOTORS (5763), RTO ROAD BAILHONGAL ,TALUK,DISTRICT-BELGAUM,KARNATAKA PIN-591102  
PH :9900255566.

BALEHONNUR

470.## SRI ANNAPOORNA MOTORS (5253), MALLE GOWDA COMPLEX,JAYAPURA,ROAD BALEHONNUR ROAD,DISTRICT - CHIKAMAGALUR,KARNATAKA PIN-577112  
PH :577112-9449620366.

BANGALORE

471.\*\* ANEKAR MOTORS (227), 230 MAGADI ROAD,BANGALORE,(KARNATAKA) PIN-560023  
PH :080-3353766,3354339 FAX:3402104.

472.\*\* MARS ENTERPRISES PVT. LTD. (238), NO.41 SANJAY NAGAR MAIN ROAD,ASWATH NAGAR,BANGALORE PIN-560094  
PH :080-3418158/9408023513/9448358884.

473.\* MAYUR ENTERPRISES (249), NEXT TO PIA BHAVAN KIADB MAIN ROAD,PEENYA 1ST STAGE,BANGALORE PIN-560058  
PH :080-8395263.

474.\* GIRIMAJI ENTERPRISES (258), NO.2 27TH CROSS,K R ROAD,B S K II STAGE,BANGALORE PIN-560070  
PH :080-6549042,6540502.

475.\* SATHNUR SERVICE STATION (1153), 2ND MAIN KHB COLONY,GANDHI NAGAR,YELAHANKA,BANGALORE PIN-560064  
PH :080-8562995/9845038372.

476.\*\* PACE AUTOMOBILES (1057), 6TH MAIN HMT LAYOUT,R.T. NAGAR,BANGALORE PIN-560032  
PH :080-23432173/23332338.

**MARUTI AUTHORISED SERVICE STATIONS (MASS) (AS ON 01.01.2018 )**

477.\* SPEED MOTORS (1750), 17/1  
SUBBRAMANYAPURA MAIN  
ROAD,KADIRENAHALLI PADMANABHA  
NAGAR,BANGALORE PIN-560070  
PH :080-6699716/6698408.  
478.\* KESHKAMAL MOTORS (2075), NO.943 21ST  
MAIN,BANASHANKARI 2ND STAGE,(NEAR  
KIMS MEDICAL COLLEGE),BANGALORE  
PIN-560070  
PH :080-6710423/9448071067.  
479.\*\* GREEN CARS PVT. LTD. (2154), NO.12/6 80  
FEET ROAD,6TH BLOCK  
KORAMANGALA,BANGALORE PIN-560095  
PH :080-5535178,5539635.  
480.## SOLOTECH MOTORS (2760), SY NO.82/2,  
D'SOUZA  
NAGAR,HOSAKEREHALLI-BANGALURU,DIST  
RICT-BANGALURU,KARNATAKA PIN-566085  
PH :080-9845072603,6692613.  
481.\* ASHWA CARS PVT. LTD. (2827), NO.196 5TH  
MAIN ROAD,CHAMARAJAPET, BANGALORE  
PIN-560018  
PH :080-8679019/9341228231.  
482.## RAJ MOTORS (2829), NO.10 MAGADI MAIN  
ROAD,OPP. UNANI MEDICINE  
INSTITUTE,KOTIGEPALYA,BANGALORE  
PIN-560091  
PH :080-9845293413/3286153.  
483.\*\* NEXUS (2768), PLOT NO. 275/301,80 FEET  
ROAD,R.M.V. 2ND STAGE 2ND  
BLOCK,BANGALORE PIN-560094  
PH :080-9844013436/3412200/34123300.  
484.\*\* U.M. CARS PVT. LTD. (2847), KARNATAKA  
GOLF ASSOCIATION ROAD,KODIHALLI,OFF.  
AIR PORT ROAD,BANGALORE PIN-560008  
PH :080-5211212/5217979.  
485.## BENAKA MOTORS (3237), NO.158/2  
VIBHUTIPURA,VIGNAN NAGAR BEHIND  
B.E.M.L.,NEAR RENUKA SWIMMING  
POOL,BANGALORE PIN-560017  
PH :080-98452 12416/5236201.  
486.\*\* VISWAS CAR SERVICES PVT. LTD. (3238),  
NO.121/1 C. SHANKER REDDY  
LAYOUT,(ADJACENT TO VINAYAK  
TEMPLE),KALYAN NAGAR RING  
ROAD,CHELEKERE BANSWADI POST  
BANGALORE PIN-560043  
PH :080-25445649.  
487.\*\* LE MANS MOTORS (3460), NEAR AYYAPPA  
TEMPLE,S.M. ROAD,T.  
DASARAHALLY,BANGALORE PIN-560057  
PH :080-8371183/8376058.

488.\*\* SMART CARS (3571), 3RD CROSS NEAR J.B.  
TILES,KAGGADASA PURA MAIN ROAD,C.V.  
RAMAN NAGAR,BANGALORE PIN-560093  
PH :080-5248481/9336624362.  
489.## ADARSHA AUTOMOBILES (4553), # 974  
VARATHUR MAIN ROAD,NEAR  
PURVANKARA APARTMENTS,AFTER  
MARATHAHALLI,RAILWAY BRIDGE,  
BANGALORE PIN-560037  
PH :080-28524550, 9880195465.  
490.## VAHAN UDYOG (4626), # 45/28 GUBBANNA  
INDUSTRIAL ESTATE,DR. RAJ KUMAR  
ROAD,6TH BLOCK, RAJAJI  
NAGAR,BANGALORE PIN-560010  
PH :080-23351143.  
491.## PUSHPAK MOTORS (4642), 105/1 2ND MAIN  
NANJAPPA LAYOUT,VIDYARANYAPURA  
MAIN ROAD,(OPP KRUTHIKA  
HOSPITAL),BANGLAORE PIN-560097  
PH :080-560097.  
492.\*\* TRINITY MOTORS (4638), NO. 36,4TH  
STAGE, W.C.  
ROAD,BASAVESHWARANAGAR,BANGALOR  
E PIN-560079  
PH :080-9845539474.  
493.## CHANDANA MOTORS (4872), NO. 9  
UNIVERSITY ROAD,GNANABHARTHI  
(POST),MARIYAAPPANA  
PALYA,BANGALORE (KARNATAKA)  
PIN-560056  
PH :080-9880659864.  
494.## SOLOTECH SERVICE CENTRE (5245), 50  
FEET MAIN ROAD  
AVALAHALLI,MUNESHWARA  
BLOCK,DISTRICT -  
BANGALORE,KARNATAKA PIN-560085  
PH :080-32419203/9448046289.  
495.## TEAM TECH AUTOMOBILES (5662), PLOT  
NO.27/2, DODDAKANAHALLI,SARJAPUR  
MAIN ROAD-BANGALORE,DISTRICT -  
BANGALORE,KARNATAKA PIN-560034  
PH :080-9986176513.  
496.\*\* TRINITY CAR CARE PVT. LTD (5851),  
SURVEY NO 52/1, SRI GANDHADAKAVAL  
VILLAGE,NAGARBHAVI,  
BANGALORE,DISTRICT-BANGALORE,KARNA  
TAKA PIN-560091  
PH :080-23306401.

**BELGAUM**

497.\* BHARAT AUTO SCAN (350), 892/1 PB  
ROAD,BELGAUM,BELGAUM PIN-590016  
PH :433895.

**BIJAPUR**

498.## BAGALI MOTORS (5159), SHIKARKHANA  
ROAD,DISTRICT - BIJAPUR,KARNATAKA  
PIN-586104  
PH :08352-9448100444/24323.

**CHIKBALLAPUR**

499.## SUKOVE ENTERPRISES (3426), B.B. ROAD  
N.H.7,CHIKBALLAPUR,(KARNATAKA),(KARN  
ATAKA)PIN-562101  
PH :08155-85218/9448435735.

**CHIKMAGALUR**

500.## FORMULA MOTORS (338), K.M.  
ROAD,CHIKMAGALUR PIN-577101  
PH :08262-30370,20369.  
501.## AAMANTHRANA MOTORS (4346), K.M.  
ROAD,CHIKMAGALUR PIN-505215  
PH :08262-230704.

**CHIKODI**

502.# OM MOTORS (4445), 1751, ANKALI  
ROAD,NEAR B K  
COLLEGE,CHIKODI,KARNATAKA PIN-591201  
PH :9448494503.

**CHINTAMANI**

503.# TIPPU AUTO GARAGE (5770), MG  
ROAD,NEAR BAGEPALLI  
CROSS,CHINTAMANI,DISTRICT-KALOR,KAR  
NATAKA PIN-563125  
PH :9731178590.

**CHITRADURGA**

504.## PRINCIPAL (255), J.M.I.T.N.H.4,P.B.  
NO.73,CHITRADURGA PIN-577502  
PH :9844088858.  
505.## SAI AUTOMOBILES (2473), OPP. R.T.O.  
NH-4,IIND CROSS,JCR  
EXTN.,CHITRADURGA PIN-577501  
PH :08194-9448154945.

**COORG**

506.\* AUTO SERVICE & AGENCIES (2520),  
GEN.THIMMAIAH ROAD,MADIKERI,KODAGU.  
(KARNATAKA) PIN-571201  
PH :6358/6516(R).

**DAVANGERE**

507.## SREE MALLIKARJUNA MOTOR (229), 269  
JAYADEVA CIRCLE ROAD,DAVANGERE  
(KARNATAKA) PIN-577002  
PH :3779/5115(R).

508.## HEGDE AUTO CENTRE (172), P.B.  
ROAD,DAVANGERE PIN-577006  
PH :28864/52208.

**DEVANAHALLI**

509.# SAHARA AUTOMOBILES (4731), OPP. A.  
RTO OFFICE,NH-7, B.B.  
ROAD,DEVANAHALLI,KARNATAKA  
PIN-562110  
PH :9448662364.

**DHARWAD**

510.\*\* MYSORE GARAGE (2468), BELGAUM  
ROAD,DHARWAD,(KARNATAKA) PIN-580001  
PH :080-447377/9844133273.

**DODDABALLAPUR**

511.# PRESTIGE MOTORS (4875), SITE NO.  
51/48/2717,OPPOSITE BPCL PETROL  
PUMP,5TH WARD,  
SHENIGARPET,DODDABALLAPUR  
(KARNATAKA) PIN-561203  
PH :9900274594.

**GADAG**

512.## MODERN MOTORS (2337), HUBLI  
ROAD,GADAG,(KARNATAKA) PIN-582103  
PH :08372-273344/9448874203.

**GULBARGA**

513.## DELUX AUTO SERVICE (5840), SURVEY NO  
77/8,VILLAGE KUSNOOR,NEAR  
-,UNIVERSITY, SEDAM ROAD,  
GULBARGA,DISTRICT-GULBARGA,(KARNAT  
AKA) PIN-585104  
PH :9242991292.

**HOSPET**

514.## SUPREME AUTO SERVICE (2569), NEAR  
RTO OFFICE,HARIHAR  
ROAD,HOSPET,(KARNATAKA) PIN-583203  
PH :08394-30513.

**HUBLI**

515.## SHRI BASAVA MOTORS (4968), OPP DR.  
TEGGINMANI CLINIC,2ND CROSS  
HOSUR,HUBLI,KARNATAKA PIN-580021  
PH :0836-9980025644/ 4260694.

**KADUR**

516.# SRI SAI MARUTHI SERVICE STATION (5725),  
OPP.KSRTC BUS STAND,UB  
ROAD,KADUR,DISTRICT-CHIKMAGALUR,KAR  
NATAKA PIN-577548  
PH :9632221320.

**KARKALA**

517.## KARKALA MOTORS (3549), TELLAR  
ROAD,KARKALA,(KARNATAKA) PIN-574104  
PH :08258-20364.

**KOLAR**

\*\* A-Category Mass : Free & paid Service, Major repairs & Accidental repairs

## C-Category Mass : Free & paid Service & Minor repairs

\* B-Category Mass : Free & paid Service & Major repairs

# D-Category Mass : Free Service & Minor repairs

MARUTI AUTHORISED SERVICE STATIONS (MASS) (AS ON 01.01.2018 )

518.## SHIVA SERVICE POINT (2472), M.B.  
ROAD,KOLAR,(KARNATAKA) PIN-563101  
PH :08152-23890.

KOLLEGAL

519.# FIXPLUS WHEEL ALIGNMENT & AUTO CARE  
CENTRE (4249), C-8, IND.  
ESTATE,MAHADESHWARA COLLEGE  
ROAD,KOLLEGAL PIN-571440  
PH :-09886252833/ 9448595590.

KOPPA

520.## AUTO TECH (3448), MAIN  
ROAD,UPPERPET,KOPPA,(CHIKMAGALUR  
DIST.) PIN-577126  
PH :08265-21838.

KRISHNA RAJA NAGAR

521.# MOHIT MOTORS (5752), 21/2,CHIRNAHALLI  
ROAD,VINAYAKA EXTENSION,KRISHNA  
RAJA  
NAGAR,DISTRICT-MYSORE,KARNATAKA  
PIN-571602  
PH :-9890320051.

KUMTA

522.# SOLOTECH (4547), NEAR HAVYAK SABHA  
MANTAP,MUROOR  
ROAD,KUMTA,KARNATAKA PIN-581343  
PH :-9448149607.

KUNDAPUR

523.\* PRAKASH AUTO SERVICE (4522), NEAR:  
K.E.B.,VODERHOBLI,KUNDAPURA  
PIN-576201  
PH :08254-231327.

MANIPAL

524.# MANIPAL MARUTI AUTO WORKS (4578),  
MANIPAL ALEVOOR ROAD,NEAR R.C.  
CHURCH,OPP. SIGMA BAZAR,MANIPAL  
(UDUPI DIST) PIN-576104  
PH :-9448108318.

MUDHOL

525.## OM MOTORS (5857), OPP TALUKA  
OFFICE,LOKAPUR ROAD,  
MUDHOL,DISTRICT-BAGALKOT,KARNATAKA  
PIN-587313  
PH :-9448776744.

MUDIGERE

526.## BADRIYA CAR SERVICE POINT (5364), K.M.  
ROAD,MUDIGERE,DISTRICT-  
CHIKAMANGALORE,(KARNATAKA)  
PIN-577132  
PH :08263-9448007094.

MYSORE

527.\*\* CAR CLINIC (346), NO.8 GOKULAM 4TH  
STAGE,INDUSTRIAL LAYOUT NEAR GOKUL  
THEATRE,KRS ROAD,MYSORE PIN-570020  
PH :0821-516055/517644.

NELAMANGALA

528.## GOUTHAM MOTORS (4332), PATEL  
CHANNAPPA  
EXTN,NELAMANGALA,KARNATAKA  
PIN-562123  
PH :080-7722077, 9880251546, 9448668946.

RABAKAVI BANAHATTI

529.## SANGAMA MOTORS (5726), BESIDE  
CMC,RAMPUR MAIN  
ROAD,RABAKAVI,DISTRICT-BAGALKOT,KAR  
NATAKA PIN-587314  
PH :-9480534916.

RAICHUR

530.## HEERA MOTORS (3730), OPP. MOTI  
MASJID,SHIVJI OIL MILL COMPOUND,TIPU  
SULTAN ROAD,RAICHUR (KARNATAKA)  
PIN-594101  
PH :-0853230651(R), 9845156322,505598.

RAMNAGARAM

531.# MENEZES MOTORS (4969),  
NO:315/298A,NEAR  
KANAKAPURACIRCLE,.B.M. ROAD  
ARCHAKARAHALL  
BANGALORE,DISTRICT-BANGALORE  
RURAL,KARNATAKA PIN-571511  
PH :-9986301054.

RANEENNUR

532.# KIZEN MOTORS (4568), P.B. ROAD,OPP.  
A.P.M.C MARKET,RANEENNUR PIN-581115  
PH :08373-266364, 9844401484.

SAGAR (KARNATAKA)

533.## MALLIKA AUTO CENTRE (2133), MALLIK  
COMPLEX,B.H. ROAD,SAGAR PIN-577401  
PH :08183-29405.  
534.## ADITYA AUTOMOBILES (2077), JOG  
ROAD,SAGAR,(KARNATAKA) PIN-577401  
PH :08183-28236,28636.

SHIMOGA

535.\* SHIMOGA AUTO ENGG WORKS (246),  
GARDEN AREA,SHIMOGA,KARNATAKA  
PIN-577201  
PH :-9819321132.  
536.## NEPTUNE AUTO WORKS (5271), PLOT -5  
AUTO COMPLEX,SAGAR ROAD -  
SHIMOGA,DISTRICT -  
SHIMOGA,KARNATAKA PIN-577204  
PH :-9448319758.

SIDDAPUR

537.## MARUTI AUTO WORKS (5335), SORAB  
ROAD,,SIDDAPUR (U.K),DISTRICT - UTTAR  
KANAND,KARNATAKA PIN-581355  
PH :-9448525801.

SIRSI

538.\* ARUNDHATI MOTORS (1258), HUBLI  
ROAD,SIRSI,(UTTAR KARNATAKA)  
PIN-581402  
PH :-9845098822.

SRINGERI

539.# SHUBHASHREE MOTORS (5434), AGUMBLE  
ROAD ,SRINGERI,DISTRICT -  
CHIKAMAGALUR,SRINGERI,KARNATAKA  
PIN-577139  
PH :08265-9448170400.

TIRTHALLI

540.## SUMUKA AUTOMOBILES (5133), AP  
ROAD,CEEBENE  
KERI,DISTRICT-SIMGA,SHIMGA,KARNATAKA  
PIN-577414  
PH :08181-9448159463.

TUMKUR

541.## APOORVA CAR CARE CENTRE (5327), B.N.P.  
COMPOUND ,BEHIND KRISHNA  
THEATRE,M.G. ROAD - TUMKUR,DISTRICT -  
TUMKUR,KARNATAKA PIN-560001  
PH :-9448166275.

UDUPI

542.\* ST. JUDE AUTOMOBILE ENGG. WORKS  
(4521), B.D.MARG,AMBALAPADI,UDUPI  
PIN-576103  
PH :0820-23319.

UPPINANGADY

543.## RATNA ENTERPRISES (5447), N.H. 48. OLD  
GATE.,UPPINANGADY,DISTRICT - DASSHI  
KANNADA,KARNATAKA PIN-574241  
PH :-9972995341.

KERALA

ADIMALY

544.## PLATHOTTAM AUTOMOBILES (3864),  
NH-49,OPPOSITE TO MINI INDUSTRIAL  
ESTATE,ADIMALI PIN-685561  
PH :04864-9447023073.

ADOOR

545.## AUTO CLUB (2132), NEAR H.P.  
PUMP,VADAKKADATHUKAVU  
P.O.ADOOR,PATHNAMTHITTA DISTT  
PIN-691523  
PH :0473-9447440184.

ALAPPUZA

546.## ESSAR MOTORS (4959), KALARKODE,NEAR  
CHINMAYA SCHOOL,  
NH-47,ALAPPUZA,KERALA PIN-688003  
PH :0477-9249938474.

ALUVA

547.## AUTO TEAM (2630), A/189 A.PARUR  
JUNCTION,ALUVA,(KERALA) PIN-683101  
PH :0484-9349252698.

AMBALLUR

548.## LAKSHMI DEVI AUTO GARAGE (4137),  
AMBALLUR,P.O.  
PUDUKAD,TRICHUR,KERALA PIN-680301  
PH :0480-9847004949.

ANCHAL

549.## NAMI-TAJ (2534), NAMITAJ MARUTI SERVICE  
CENTRE,(OPP.) PETROL PUMP,R.O.  
JUNCTION,ANCHAL (KERALA) PIN-691306  
PH :0475-9447453745.

ANJUMOORTHY

550.## SAFA AUTO CARE (3847), N H  
ROAD,MANGALAM PALAM,ANJUMOORTHY  
POST, VADAKKENCHERY,PALAKKAD DISTT,  
KERALA PIN-678683  
PH :0492-9447303347.

ATTINGAL

551.## OM SHAKTI AUTOMOBILES (4466),  
KIZHUVILAM  
P.O.,MAMOM,ATTINGAL,KERALA PIN-695104  
PH :0470-9744658681.

AYOOR

552.\* MAKKATTU AUTO CLINIC (5051), AYOOR-  
ANCHAL  
ROAD,PANACHAILA,AYOOR,DISTRICT -  
KOLLAM,KERALA PIN-691306  
PH :0475-9847288624.

CALICUT

553.## MARUTI VEHICLES CENTRE (4727),  
SUBHADRA BUILDINGS,POTTAMMAL  
P.O.,NELLIKODE,CALICUT PIN-673016  
PH :0495-9447275499.

554.## MARUTI SCAN (1675), BYE PASS  
JUNCTION,MEENCHANDA,CALICUT  
PIN-673018  
PH :0495-9447345008.

\*\* A-Category Mass : Free & paid Service, Major repairs & Accidental repairs

## C-Category Mass : Free & paid Service & Minor repairs

\* B-Category Mass : Free & paid Service & Major repairs

# D-Category Mass : Free Service & Minor repairs

**MARUTI AUTHORISED SERVICE STATIONS (MASS) (AS ON 01.01.2018 )**

555.## MALABAR MOTORS (4655), EAST  
NADAKKAVU P.O.  
ERANIPALAM,CALICUT,KERALA PIN-673006  
PH :0495-9846089190.

**CHALLAKUDDY**

556.\* VIJAY AUTO SERVICE (1626),  
POTTA,CHALAKUDY PIN-680307  
PH :0480-9995074628.

557.## STAR MARUTI GARAGE (5367), NH47 BYE  
PASS,NEAR CRESCENT PUBLIC  
SCHOOL,CHALAKKUDY,DISTRICT -  
THRISSUR PIN-680307  
PH :0480-9946009375.

**CHANGANACHERRY**

558.## SAAFAA AUTOMOBILES (1148), OPP.  
APSARA THEATRE,CHANGANACHERRY  
PIN-686101  
PH :0481-9447042517.

559.\* PALATHRA MOTORS & SERVICE CENTRE  
(1072), VADAKKEKARA,VEROOR  
P.O.,CHANGANACHERRY PIN-686104  
PH :0481-9447195154.

**CHAVARA**

560.## CHITHIRA AUTOMOBILES (4755), KANKATHU  
MUKKU,CHAVARA,KOLLAM PIN-691583  
PH :0474-9447711009.

**CHENGANNUR**

561.\* NEW TECH AUTOMOBILES (1978),  
INDUSTRIAL  
ESTATE,MUNDANCAVU,CHENGANNUR,KER  
ALA PIN-689121  
PH :0479-9388915757.

**CHERTHALA**

562.\* POZHICKAL CAR WORLD (3037), NEAR  
BOYS HIGH  
SCHOOL,CHERTHALA,ALAPPUZHA  
DIST.,KERALA PIN-688524  
PH :0478-9947474752.

**ERATTUPETA**

563.## AUTO COMFORT (3948), PKMS  
BUILDING,ERATTUPETTA PIN-686121  
PH :04822-9447186876.

**ETTUMANOOR**

564.## ROHIT MOTORS (4636), THELLAKOM  
P.O.,M.C. ROAD,ETTUMANOOR,KERALA  
PIN-686016  
PH :0481-9447079010.

**KALANJOOR**

565.## AGT MOTORS (5937), KIP  
JUNCTION,KALANJOOR,DISTRICT-PATHANA  
MTHITTA,KERALA PIN-689694  
PH :04734-9447261424.

**KALLAMBALAM**

566.# PRAKASH AUTO ENGINEERS (5548),  
VADASSERIKONAM P.O.  
KALLAMBALAM,VARKALA,KALLAMBALAM,DI  
STRICT-TRIVANDRUM,KERALA PIN-695143  
PH :0470-9847159618.

**KALLUMUTTY**

567.## MARUTI CARE (4179), KALLUMUTTY,IRITTY  
P.O.,KANNUR,KERALA PIN-670703  
PH :0490-9946703070.

**KALPETTA**

568.## VARCO MOTORS (4724), CALICUT MYSORE  
ROAD,KALPETTA,NORTH KERALA  
PIN-673592  
PH :04936-9961569898.

**KANJIRAPALLI**

569.## MACK ENTERPRISES (2729),  
T.B.ROAD,KANJIRAPALLY PIN-686507  
PH :04828-9447093739.

**KANNUR**

570.\*\* PIONEER AUTO & ENGG.WORKS (4722),  
KANNOOTHUMCHAL  
ROAD,KANNUR,(KERALA)PIN-670006  
PH :0497-9447798255.

571.## AREN MOTORS (5139), CHAKKARAKAL,P.O.  
MUZHAPPALA,DISTRICT - KANNUR,KERALA  
PIN-670611  
PH :0479-9446771237.

**KARIMANOOR**

572.## MACS AUTOMOBILES (5745), SILVER  
SQUARE  
,KARIMANNOOR,THODUPUZHA,DISTRICT-ID  
UKKI,KERALA PIN-681585  
PH :0486-9633275410.

**KARUVANCHAL**

573.## SAFEGUARD MARUTI SERVICE STATION  
(4351), MARIPURATHU  
HOUSE,KOKKAMULLU, KAYAMKUMPARA  
P.O.,CHEMPERY - VIA,CANNANORE  
PIN-670571  
PH :0460-9447235468.

**KASARGOD**

574.## CARS CARE (4579),  
ANANDPUR,VIDYANAGAR  
P.O.,KASARAGOD,KERALA PIN-671123  
PH :04994-9847251115.

**KATTAKADA**

575.## CITY ENGINEERS (4947), MARUTI SERVICE  
CENTRE,NEYYATTINKARA  
ROAD,KATTAKADA,DISTRICT-TRIVANDRUM  
(KERALA) PIN-695572  
PH :0471-9447206257.

576.## MADATHIL MOTORS (5456), MADATHIL  
HOUSE,CHOONDUPALAKA,KATTAKADA P.O.  
- TRIVANDRUM,DISTRICT -  
TRIVANDRUM,(KERALA) PIN-695572  
PH :0471-9495192389.

**KATTAPPANA**

577.## UNITED SERVICE CENTER (4433),  
EDASSERT  
JUNCTION,KATTAPPANA,KERALA  
PIN-685508  
PH :04868-9961432941.

**KAYAMKULAM**

578.## PERFECT MOTORS (4948), MARUTI  
SERVICE CENTRE,  
NH-47,CHEPPAD,KAYAMKULAM,DISTRICT-A  
LAPPUZHA (KERALA) PIN-690507  
PH :0479-9447048338.

**KOLLAM**

579.## QUILON MARUTI SERVICE (2737),  
CHANDANATHOPE P.O.,KOLLAM,(KERALA)  
PIN-691014  
PH :0474-9387307562.

**KONNI**

580.## GLOBAL MOTORS (2836), VAKAYAR  
P.O.,KONNI,(KERALA) PIN-689698  
PH :0463-9446222944.

581.## MUTTATH AUTOMOBILES (5525),  
AROORPALAM,KONNI,DISTRICT -  
PATHANANTHITTA,KERALA PIN-689691  
PH :0468-9447431751/9447161605.

**KOOTHATUKULAM**

582.## EXTRA CARE SERVICES (3232), DEVA  
MATHA JUNCTION,M.C.  
ROAD,KOOTHATTUKULAM,ERNAKULAM  
DIST. (KERALA) PIN-686662  
PH :0485-9846723351.

**KOTHAMANGALAM**

583.## MAJESTIC MOTORS (1253), NEAR  
THANKALAM BYE-PASS  
ROAD,KOTHAMANGALAM,KERALA  
PIN-686691  
PH :0485-9388883221.

584.## EXCEL MARUTI SERVICE (4342), BYE-PASS  
ROAD,KOTHAMANGALAM,ERNAKULAM  
PIN-686691  
PH :0485-9847177202.

**KUNDARA**

585.# SPARK SERVICE (5772),  
ELAMPALLOOR,P.O.  
KUNDARA,DISTRICT-KOLLAM,(KERALA)  
PIN-691501  
PH :9387227500.

**KUTHUPARAMBA**

586.## KRISHNA MOTORS (3435),  
KUTTIKKUNNU,NEAR 66 KV SUB  
STATION,KUTHUPARAMBA,KANNUR DIST.  
(KERALA) PIN-670643  
PH :0490-9497296380.

**MANANTHAVADY**

587.## AUTO CARE (2541), (SHEEJA AUTO ENGG.  
WORKS),THALASSERY  
ROAD,MANANTHAVADY,WAYANAD (DIST.)  
PIN-670645  
PH :0483-9447040068.

**MANJERI**

588.## MARUTI AUTO HOUSE (4726), MARUTI  
SERVICE CENTRE,MELAKKAM,MANJERY  
PIN-676123  
PH :0483-9447129289.

**MANNAR**

589.## MOHANS AUTOMOBILES (5457), MOHANS  
AUTOMOBILES &  
ENGINEERS,KUTTEMPEROOR P.O.  
MANNAR,DISTRICT - ALAPPUZHA,(KERALA)  
PIN-689622  
PH :9447877377.

**MANNUTHY**

590.\*\* TOP CLEAN SERVICES (2834), 13/450  
MANNUTHI BYE PASS,P.O.  
OLLUKKARA,THRISSUR,(KERALA)  
PIN-680685  
PH :0487-9846037818.

**MEENANGADI**

591.## MOTOR TECH (2440), EAST  
MEENANGADI,KRISHNAGIRI  
P.O.,WAYANAD,(KERALA) PIN-673591  
PH :0483-944726360.

**MOOCHIKKAL**

\*\* A-Category Mass : Free & paid Service, Major repairs & Accidental repairs

## C-Category Mass : Free & paid Service & Minor repairs

\* B-Category Mass : Free & paid Service & Major repairs

# D-Category Mass : Free Service & Minor repairs

MARUTI AUTHORISED SERVICE STATIONS (MASS) (AS ON 01.01.2018 )

592.## CHELADAN'S MARUTI ENGINEERS (4659),  
THANUR  
ROAD,MOOCHIKKAL,MEENADATHUR,  
TIRUR,MALAPURAM DIST (KERALA)  
PIN-678307  
PH :0494-9895443563.

MUNNAR

593.## PLATHOTTAM AUTOMOBILES (4447),  
NH-49,ADIMALY,IDUKKI DIST,KERALA  
PIN-685612  
PH :04865-9447023073.

MUVATTUPUZZHA

594.\*\* JAWAN AUTOMOBILES (2730), MADAVOOR  
POST,MUVATTUPUZZHA PIN-686669  
PH :0485-9447183809.

NEYYANTTINKARA

595.### XANON ENGINEERS (4635), RAVELI TOLL  
JUNCTION,NEYYATTINKARA,TRIVANDRUM  
PIN-695121  
PH :0471-9447014813.

NILAMBUR

596.## CONFIDENCE MOTORS (5140),  
PALUNDA,CHUNGATHARA,NILAMBUR,DISTR  
ICT - MALLAPURAM,KERALA PIN-679334  
PH :-9447981623.

NILAMEL

597.## LIBRA (3431), M.C. ROAD,NILAMEL,KOLLAM  
DIST.,(KERALA) PIN-691535  
PH :0474-9447335089.

OCHIRA

598.\* MANGALATH AUTOMOBILES (3836), NH 47  
VALIYAKULANGARA,OCHIRA P O,KOLLAM  
DIST,KERALA PIN-690526  
PH :0476-9847258696.

OLLUR

599.## TOPCLEAN SERVICES (4468),  
10/153,CHRISTOPHER NAGAR,P O  
OLLUR,TRICHUR (KERALA) PIN-680306  
PH :0487-9846037818.

PALAKKAD

600.## CAR CRAFT (2139), 5/682  
(1),MANALI,PALAKAD,(KERALA) PIN-678001  
PH :0491-9447137870.

PANDALAM

601.\* AISHWARYA AUTOMOBILES (2087), NEAR  
K.S.R.T.C. BUS STOP,PANDALAM  
PIN-689501  
PH :0473-9847049140.

PARIPALLY

602.## ALLIANCE MARUTI SERVICES (3243),  
NH-47,PARIPPALLY,KOLLAM DIST. (KERALA)  
PIN-691574  
PH :0474-9349928440.

PATHANAPURAM

603.## MANNIL AUTOMOBILES (4150), NEAR  
PANCHAYAT  
OFFICE,PATHANAPURAM,KERALA  
PIN-689695  
PH :0475-9447258496.

PATHNAMTHITTA

604.\*\* C.J. MARUTI CARE CENTRE (1255),  
VARIYAPURAM,ELANTHOOR EAST  
P.O.,PATHANAMTHITTA,(KERALA)  
PIN-689643  
PH :0468-9446913874.

PERAVOOR

605.## CAR CARE AUTOMOBILES (4422), P.K.  
NIVAS,KUNITALA P.O.,PERAVOOR,KANNUR  
DIST. PIN-670673  
PH :04902-9946444691.

PERUMBAVOOR

606.## ACC MARUTI (2835), XIV/III-B,M.C.  
ROAD,PERUMBAVOOR,(KERALA)  
PIN-683542  
PH :0484-9846022593.

607.## MILLENNIUM MOTORS (4873), OLD VALLAM  
ROAD,KADUVAL,PERUMBAVOOR,DISTRICT-  
ERNAKULAM (KERALA) PIN-683542  
PH :0484-9447052488.

QUILANDY

608.## HITECH MARUTI (3025), MAIN  
ROAD,KOYILANDY,CALICUT DISTT.  
PIN-673305  
PH :0496-9497304819.

RANNY

609.## DEEPA AUTOMOBILES (5177), DEEPA  
AUTOMOBILES,PAZHAVANGADI,P.O.  
RANNY,DISTRICT-PATHANAMTHITTA,KERALA  
A PIN-689673  
PH :04735-9447365602.

SASTHA MANGALAM

610.## MARSHAL AUTOMOBILES (4035), SWATI  
NAGAR, TC 10/147,PIPPIN MOODU, SASTHA  
MANGALAM,PEROORKADA,TRIVANDRUM  
PIN-695005  
PH :0471-9447461101.

SULTAN BATHERY

611.## AUTOMECK (4725), BEENCHI P.O.,SULTAN  
BATTERY PIN-673592  
PH :0493-9249999515.

612.## NEW INDIAN MARUTI SERVICE CENTRE  
(4577), MYSORE ROAD,SULTAN  
BATHERY,WAYANAD DISTRICT,KERALA  
PIN-673592  
PH :0493-9446810701.

613.## TEE PEE MOTORS (4773), 9/668-B OOTY  
ROAD,NEAR BLOCK OFFICE,SULTAN  
BATHERY,WAYANAD (KERALA) PIN-673592  
PH :04936-9447934726.

TALIPARAMBA

614.## YESKAY (3368),  
KAKATHODE,TALIPARAMBA,KANNUR  
DISTT (KERALA) PIN-670141  
PH :0460-9744076850.

THALASSERRY

615.## SAFE HANDS (3038),  
ERANHOLI,CHUNGAM,THALASSERRY,(KERAL  
A) PIN-670107  
PH :0490-944322317.

THALAYOLAPARAMBU

616.\* MYALIPARAMPIL MOTORS (3233), SILOAN  
JUNCTION,NEAR  
THALAYOLAPARAMBU,POOZHNIKOL P O  
PIN-686604  
PH :04829-9447562050.

THAMARASSERY

617.## MALABAR MOTORS (4645), WARD NO. 12,  
BLDG NO. 121,WAYANAD ROAD,  
KARADY,THAMARASSERY,CALICUT  
PIN-673573  
PH :0495-9387531000.

THIRUVALLA

618.## MARUTI AUTO SPOT (1628), MUTHOOR,M C  
ROAD,THIRUVALLA PIN-689107  
PH :0469-9447034608.

THIRUVANANTHAPURAM

619.## SREEKARIYAM AUTOMOBILES (353),  
SREEKARIYAM  
P.O.,THIRUVANANTHAPURAM PIN-695017  
PH :0471-9447050313.

620.\* PROFESSIONAL MOTORS (1256), NEAR  
ELECTRICITY  
BOARD,PEROORKADA,TRIVANDRUM  
PIN-695005  
PH :0471-9447697945.

621.## HITECH INDUSTRIES (1951), NEAR ULLOOR  
BRIDGE,PATTOM  
P.O.,THIRUVANANTHAPURAM,(KERALA)PIN-  
695004

PH :0471-9447732057.

622.## EMINENT MARUTI SERVICE (2360), T.C. 610  
M.C. ROAD,MANNANTHALA,TRIVANDRUM  
PIN-695015  
PH :0471-9447713639.

623.## MUKUNDANS (3434), PADMAVILASAM,T.C.  
2/1370,PATTOM PALACE  
P.O.,THIRUVANANTHAPURAM PIN-695004  
PH :0471-9887834555.

TRIVANDRUM

624.\* KICHU MOTORS (5453), TC.49/962  
,SREEMOOLAM NAGAR  
CHIRAMUKKU,MANACAUUR (PO)  
TRIVANDRUM,DISTRICT -  
TRIVANDRUM,KERALA PIN-695009  
PH :0471-984723025.

VADAKKANCHERY

625.## TOPCLEAN SERVICES (4354), 275-A,NEAR  
UTHRALIKKAVU TEMPLE,KUMARANELLUR  
P.O.,VADAKKANCHERY, TRICHUR  
PIN-680307  
PH :04884-9846037818.

VADANAPPALLY

626.## MONARCH MARUTI CARE CENTRE (4079),  
NEAR NORTH JUMA MASJID,GANESHA  
MANGALAM,P O VADANAPPALLY,TRICHUR  
DIST (KERALA) PIN-680614  
PH :0487-9847792698.

VADAVATHOOR

627.## CCARS (5754),  
VADAVATHOOR,PO-KOTTAYAM,DISTRICT-K  
OTTAYAM,KERALA PIN-686503  
PH :0481-9447208558.

VARKALA

628.\* S.S. MOTORS (2979), NEAR POLICE  
STATION,VARKALA,TRIVANDRUM  
DISTT.,TRIVANDRUM DISTT. PIN-695141  
PH :0472-9446104991.

VATAKARA

629.## RANI AUTOMOBILES & ENGINEERING  
WORKS (1674), NADAPURAM  
ROAD,MADAPPALLY COLLEGE  
(P.O.),VATAKARA PIN-673102  
PH :0496-9447517004.

LAKSHADWEEP

LAKSHADWEEP

\*\* A-Category Mass : Free & paid Service, Major repairs & Accidental repairs

## C-Category Mass : Free & paid Service & Minor repairs

\* B-Category Mass : Free & paid Service & Major repairs

# D-Category Mass : Free Service & Minor repairs



**MARUTI AUTHORISED SERVICE STATIONS (MASS) (AS ON 01.01.2018 )**

630.## POPULAR REPAIR & SERVICE CENTRE  
(2844), SECRETARIAT  
ROAD,KAVARATTI, LAKSHADWEEP  
PIN-882555  
PH :0489-989543876.

**MADHYA PRADESH**

**BALAGHAT**

631.## GULAB AUTOMOBILES (1553), GUJARI  
CHOWK,BALAGHAT,MADHYA PRADESH  
PIN-481001  
PH :07632-9425402926.

632.## SAURAV MOTORS (4069), DEENHI  
ROAD,GARRA INDUSTRIAL  
AREA,BALAGHAT,MADHYA PRADESH  
PIN-481001  
PH :07632-9826310979.

**BARWANI**

633.## SPEED AUTOMOBILES (5260), KHANDWA  
BARODA ROAD,NR. BALAJI TOLL  
KANTA,BARWANI,DISTRICT-BARWANI,MADH  
YA PRADESH PIN-451552  
PH :451551-9926146073.

**BETUL**

634.## ADITYA MOTORS (1263), NAGPUR BHOPAL  
ROAD,SADAR,BETUL,MADHYA PRADESH  
PIN-461001  
PH :07140-9425381581.

**BHIND**

635.## MAA PITAMBRA MOTORS (5241), OPP.  
RAJENDERA CONVENT SCHOOL,LAKSHAR  
ROAD - BHIND,MADHYA PRADESH  
PIN-477001  
PH :9826240582.

**BHOPAL**

636.\*\* VIDHYA AUTOMOBILES PVT. LTD. (), PLOT  
NO. 235,ZONE II,M.P. NAGAR,BHOPAL (M.P.)  
PIN-462011

637.## SHRI KRISHNAN CAR CARE (1679),  
POLYTECHNIC ROAD,NEAR PETROL  
PUMP,BHOPAL,(M.P.) PIN-462023  
PH :0755-9424454030.

638.\* TAURUS AUTOMOBILES (3372), ALAKNANDA  
COMPLEX,OPP.VIJAY STAMBH PRESS  
COMPLEX,M.P. NAGAR ZONE-I,BHOPAL  
(M.P.) PIN-462011

639.## SHUBHAM AUTOMOBILE (5052), PLOT NO 1  
& 2 CHAWANI SHAHPURA,GULMOHAR  
ROAD, SHAHPURA,DISTRICT BHOPAL  
PIN-462011  
PH :0755-9425009869.

640.\*\* RANJIT AUTOMOBILES (5452), 117.ZONE II .  
M.P. NAGAR,BHOPAL,DISTRICT -  
BHOPAL,MADHYA PRADESH PIN-462011  
PH :0755-9826250439.

**BIAORA**

641.## GURUKRUPA MOTORS (5670), OPP  
PRABHAT BREAD INDUSTRY,AB ROAD -  
BIOARA,DISTRICT - BIOARA,MADHYA  
PRADESH PIN-452001

642.# NEW INDIA AUTO GARAGE (5337), NEAR  
VARMA SALES,AB ROAD -BIOARA,DISTRICT -  
RAJGARH,MADHYA PRADESH PIN-465674  
PH :9826555002.

**BURHANPUR**

643.\*\* SWADESHI MOTORS (4229), NEAR GANPATI  
MANDIR,GANPATI NAKA,BURHANPUR  
PIN-450331  
PH :07325-9425086920, 07325245150.

**CHINDWARA**

644.## BINDRA AUTOMOTIVE (5420), SHANICHRA  
BAZAR,CHHINDWARA,M.P. PIN-480001  
PH :9827292392.

**DABRA**

645.## MODI MOTORS (3857), BHALLA KA  
DERA,JHANSI ROAD,DABRA,GWALIOR  
PIN-474001  
PH :07524-9425119888.

**DAMOH**

646.## MARUTI PRIME (1156), BUS STAND,STATION  
ROAD,DAMOH PIN-470661  
PH :9425096209.

**DATIA**

647.## HIND MOTORS (4470), JHANSI  
ROAD,KALAMPURAM TIRHA,DATIA,MADHYA  
PRADESH PIN-475661  
PH :07522-9406969206.

**DEWAS**

648.## AZAD MOTORS (4534), 26 NEW  
MARKET,MOTI BANGLA,DEWAS,MADHYA  
PRADESH PIN-455001  
PH :07272-9827533591.

**DHAMNOD**

649.## REWANACHAL MOTORS (6027), NEW  
PRAKASH NAGAR,AB ROAD,  
DHAMNOD DISTRICT-DHAR,MADHYA  
PRADESH PIN-454552  
PH :9425934147.

**DHAR**

650.## JIYO MOTORS (5031), OPP DAK BANGLA,  
INDORE ROAD DHAR DISTRICT -  
DHAR,DHAR,MADHYA PRADESH PIN-454001  
PH :07292-9893633559.

**GWALIOR**

651.\*\* MARUTI ENTERPRISES (3021), KHERAPATI  
ROAD,GWALIOR,(M.P) PIN-474002

652.## CLASSIC MOTOR & SERVICE STATION  
(5242), CHAUHAN PIAO, M.G.  
ROAD,THATIPUR  
MORAR,GWALIOR,MADHYA PRADESH  
PIN-474011  
PH :9329603001.

**HARDA**

653.## MANOJ UDYOG & SERVICE CENTER (4145),  
87-88, INDUSTRIAL AREA,CHHIPANER  
ROAD,HARDA,M.P PIN-461331  
PH :9826227245.

**INDORE**

654.\*\* KHALSA AUTO SERVICE (5325), 36 KIBE  
COMPOUND,INDORE PIN-452001  
PH :9425055788.

655.\*\* BOMBAY MOTORS (1655), 10 Y.N.  
ROAD,INDORE,(M.P.) PIN-452003  
PH :0731-9893887867.

656.## BADSHAH MOTORS (5027), 150/2, NOORANI  
NAGAR, NEAR JAIMAL SINGH PETROL  
PUMP DHAR ROAD,  
INDORE.DISTRICT-INDORE,MADHYA  
PRADESH PIN-452008

657.## JYOTI RAGHUNATH MOTORS (5149), 3/3  
RAMBAGH,BEHIND PETROL  
PUMP,INDORE,MADHYA PRADESH  
PIN-452001  
PH :0731-9425965001.

**ITARSI**

658.\*\* UNITY ENTERPRISES (3270), PLOT  
NO.97,INDUSTRIAL AREA,KHEDA,ITARSI  
(M.P.) PIN-461111  
PH :07572-9893528689.

659.## PITAMBARA MOTORS (5041), NH-69, BETUL  
ROAD, NEAR PLYBOARD,FACTORY  
ITARSI,DISTRICT - ITARSI,MADHYA  
PRADESH PIN-461111  
PH :9826528912.

**JABALPUR**

660.## YASH VEHICLES CARE (2169), 1663 WRIGHT  
TOWN,OPP. TELEGRAPH GATE  
NO.2,JABALPUR,(M.P.) PIN-482002  
PH :0761-9826259859.

661.## SUPER MARUTI SERVICE (4952), 375-A  
PREM NAGAR,OPP.  
GURUDWARA,JABALPUR,MADHYA  
PRADESHPIN-482001  
PH :0761-9827094994.

**JAORA**

662.\* RATNARAJ MOTORS (4245), MHOW  
NEEMUCH ROAD,BHIMAKHERI  
FATAK,JAORA (M.P) PIN-457226  
PH :9827238700.

**JAWAD**

663.## SHARMA MOTORS (5764), IN FRONT OF  
PAWAN MILL,STATION ROAD,  
JAWAD,DISTRICT-NEEMUCH,MADHYA  
PRADESH PIN-458330  
PH :9425441270.

**KATNI**

664.## KATNI MOTORS (4949), C/O MAHURANIPUR  
UNION,TRANSPORT CORPORATION,NH-7,  
PANNA MORH,KATNI (MADHYA PRADESH)  
PIN-483501  
PH :07622-9425162660.

**KHANDWA**

665.## M.K. AUTOMOBILES (5326), SANTOSH  
NAGAR,OPP. JHEELODHYAN,INDORE  
ROAD,KHANDWA PIN-450001  
PH :0733-9425085666.

**KUKSHI**

666.## DILIP MARUTI SERVICE CENTER (4649),  
OPP. GAYATRI SAROVAR,KUKSHI,DISTT  
DHAR PIN-454331  
PH :07297-9893227070.

**MANDSAUR**

667.\* JANGID MOTORS (2735), NAYAPURA  
ROAD,NEAR R.K.  
HOSPITAL,MANDSAUR,(M.P.) PIN-458001  
PH :07422-9827266583, 07422241146.

668.## DEV MOTORS (4562), SITAMAU  
FATAK,MANDSAUR,MADHYA PRADESH  
PIN-458001  
PH :9826751534.

**MHOW**

669.\* HIGHWAY MOTORS (4144), A.B.  
ROAD,DONGRAGAON,MHOW,INDORE M.P  
PIN-453441  
PH :07324-7324277181, 9826035653.

**MORENA**

\*\* A-Category Mass : Free & paid Service, Major repairs & Accidental repairs

## C-Category Mass : Free & paid Service & Minor repairs

\* B-Category Mass : Free & paid Service & Major repairs

# D-Category Mass : Free Service & Minor repairs

**MARUTI AUTHORISED SERVICE STATIONS (MASS) (AS ON 01.01.2018 )**

670.## SHYAM MARUTI SERVICE STATION (2964), SHYAM BIHAR COLONY A.B. ROAD,MORENA,(M.P.) PIN-476001 PH :07532-9425366274.

**NAGDA**

671.## MARUTI NANDAN (3939), 15 VERDHAMAN NAGAR,MEHATWASA,BIRLAGRAM,NAGDA, DISTT UJJAIN PIN-456331 PH :0736-9406918392.

**SAGAR**

672.## SAGAR MOTORS (4955), NEAR GURUDWARA,JHANSI BHOPAL ROAD, BHAGWANGANJ,SAGAR,MADHYA PRADESH PIN-470002 PH :0736-9826070549.

**SARNI**

673.## JHANVI SERVICE STATION (3738), MAIN ROAD,BAGDONA,SARNI,DISTT. BETUL (M.P.) PIN-460449 PH :07146-9425382313.

**SATNA**

674.\* KAPOOR SERVICING CENTRE (1162), 90 PREM NAGAR,SATNA,(M.P.) PIN-485001 PH :9827095182.

**SEONI**

675.## HIGHWAY MOTORS (2262), NEAR MOTEL CENTER POINT,SEONI-JABALPUR HIGHWAY,SEONI,(M.P.) PIN-480661 PH :9424364655.

**SHAHDOL**

676.## PACE CRAFTERS AND AUTO SERVICES (2145), NEAR VIRAT TEMPLE,BANGANGA,SHAHDOL,(M.P.) PIN-484001 PH :07652-9424701495.

**SHAJAPUR**

677.## SHRIYA MOTORS (2568), 174 A.B. ROAD,SHAJAPUR,(M.P.) PIN-456001 PH :07364-9826783993.

**SHEOPUR**

678.## GOYAL AUTO (5446), NEAR BABBAN MARKET,BARODA ROAD,SHEOPUR,DISTRICT - SHEOPUR,MADHYA PRADESH PIN-476332 PH :9826240944.

**SHIVPURI**

679.\* KARUN MOTORS (4273), NEAR ARUN DHARAMKANTA,GUNA NAKA,A.B. ROAD,SHIVPURI PIN-473551 PH :07492-9425137808.

**SIDHI**

680.## MAMTA MOTORS (2447), BHUSA MORE,POST - SINGRAULI,DISTT. SIDHI (M.P.) PIN-486689 PH :07805-9919804489.

681.## KHARE MOTORS (4068), NH-75,SINGRAULI ROAD,SIDHI,MADHYA PRADESH PIN-486889 PH :07805-8120090404.

**TIKAMGARH**

682.\* ASHENDRA AUTOMOBILES (2636), 350 OPP. JAWAHAR NAVODAYA VIDYALAYA,KUNDESHWAR,TIKAMGARH,(M. P.) PIN-472001 PH :07683-245387 ,9425141840,9425141940,9425145687.

**UJJAIN**

683.## SUGANDHI BROTHERS (324), DEWAS ROAD,UJJAIN (M.P) PIN-450010 PH :07341-9425379301.

684.## ZALANI AUTO SERVICE (1554), 4/2 NAZARANI MARG,FAZALPURA,UJJAIN PIN-456006 PH :0734-9893446739.

**VIDISHA**

685.## SAMAY MOTORS (5179), NEAR SC/S SHED,PITALMIR CHOURAHA,SAGAR ROAD NH-86,VIDISHA PIN-464002 PH :07592-9425392521.

**WAIDHAN**

686.## ANANT MOTORS (5732), BILAUANJI ,WAIDHAN,DISTRICT-SINGRAULI,MADHYA PRADESH PIN-486886 PH :9753167070.

**MAHARASHTRA**

**AKLUJ**

687.## SONAJ AUTOMOTIVES PVT. LTD. (2665), SHANKARRAO MOHITE PATIL,CO-OP INDUSTRIAL ESTATE,PLOT NO.36 P.O. BOX NO.-11 AKLUJ (MAHARASHTRA) PIN-413101 PH :02185-224376 /9422644194.

**AKOLA**

688.## AUTOLAND (5936), RAM NAGAR,TOSHNIWAL LAYOUT,AKOLA,DISTRICT-AKOLA,MAHARAS HTRA PIN-444005 PH :0724-2453560/09422164050.

**AKOLE**

689.## SAMARTH CAR CARE (5555), MAHALAXMI COLONY,K.G. ROAD-AKOLE,DISTRICT - AHMEDNAGAR,MAHARASHTRA PIN-422601 PH :9763896321.

**AMALNER**

690.## LUCKY AUTO CARES (5853), R.K. COMPLEX,R.K. NAGAR,DHULE ROAD,AMALNER,DISTRICT-JALGAON,MAHA RASHTRA PIN-425401 PH :9422789764/94040456044.

**AMBERNATH**

691.\* J.S. AUTOMOBILES (4567), B-31/3,MIDC, KALYAN AMBERNATH ROAD,AMBERNATH,MAHARASHTRA PIN-421501 PH :0251-2602061/62/9370116436.

**AURANGABAD**

692.\* MARUTI AUTOMOBILES (3441), MAHAVIR COMPLEX,AKASHWANI CHOWK,JALNA ROAD,AURANGABAD (MAHARASHTRA) PIN-431008 PH :0240-9822015949/2330992.

693.\* CAR CARE (5173), #85.SERVICE INDUSTRIAL SECTOR,TOWN CENTRE. CIDCO,DISTRICT-AURANGABAD,MAHARASH TRA PIN-431003 PH :0240-240-2488929/2488939.

**BADLAPUR**

694.## OMKAR AUTO SERVICES (3376), OMKAR BUNGLOW,GOLE WADI,KULGAON STN.,BADLAPUR DIST. THANE PIN-421503 PH :0251-2690371.

**BARAMATI**

695.## AUTO WINGS (2142), PLOT NO. C-22/23,BARAMATI CO-OP INDUSTRIAL ESTATE,JALOCHI DISTRICT PUNE,MAHARASHTRA PIN-413102 PH :02112-243252/ 243077/24379.

**BARSI**

696.## OM SERVICE CENTRE (5359), KURWEDI ROAD,BARSI,DISTRICT - SOLAPUR,(MAHARASHTRA ) PIN-413401 PH :9850437003.

**BEEED**

697.## NEW AGWAN SERVICES (2235), 850 SHYOG NAGAR,JALNA ROAD,BEED,BEED PIN-431122 PH :02442-227007.

**BHIWANDI**

698.## VAQUAR AUTO WORKS (544), AGRA ROAD JUNCTION,VANJARPATI NAKA,BHIWANDI,THANE DISTT.(MHRS) PIN-421302 PH :02522-243975/243966/9622655991.

**BHUSAWAL**

699.\* SAIKRIPA AUTOMOBILES (2129), NATIONAL HIGHWAY NO.6,S.NO.54/5X6 NEAR KHADKA ROAD CROSSING,BHUSAWAL,DISTT. JALGAON (MAHARASHTRA) PIN-425201 PH :024819-9422789764.

**BOISAR**

700.## SIFAR CAR CARE (4055), PLOT NO. 15 AT- KURGAON,P O KUNDAN,BOISAR TARAPUR ROAD,TAL PALGHAR, DISTT THANE PIN-401501 PH :02525-282384.

**BULDHANA**

701.## JADHAV & SONS (2122), MR.SUSHIL JADHAV,MAIN ROAD,NEAR POLICE STATION,WARD NO.25 BULDHANA PIN-443301 PH :07262-242647/9421464285.

**CHANDRAPUR**

702.## SHEIKH AUTOMOBILES (5379), APPOSITE GOVT. ITI,CIVIL LINES,CHANDRAPUR,DISTRICT - CHANDRAPUR,MAHARASHTRA PIN-442401 PH :07172-253218.

**CHIPLUN**

703.## MANORKAR AUTOMOBILES (270), NEAR RAILWAY STATION,BOMBAY-GOA HIGHWAY,WALOPE CHIPLUN,DISTT. RATNAGIRI PIN-415605 PH :02355-256299/255299.

704.## MAYUR MOTORS (168), SITA APARTMENTS,NEAR BAHADUR SHEIKH NAKA,CHIPLUN DISTT. RATNAGIRI,MAHARASHTRA PIN-415605 PH :02355-320048/255885.

**DAPOLI**

705.\* ROYAL AUTO SERVICE STATION (3444), DAPOLI-MANDANGAD ROAD,MAJJE-DAPOLI,TAL- DAPOLI,DIST. RATNAGIRI (MAHARASHTRA) PIN-415712 PH :02358-282274/9422661033/9226701776.

**DEOPUR**

706.\*\* AGRO ENGINEERING SERVICES (2244), DIVERSION ROAD,DEOPUR,DHULE,DHULE PIN-424005 PH :02562-26171/270964/9423193884.

**DOMBIVILI**

\*\* A-Category Mass : Free & paid Service, Major repairs & Accidental repairs

## C-Category Mass : Free & paid Service & Minor repairs

\* B-Category Mass : Free & paid Service & Major repairs

# D-Category Mass : Free Service & Minor repairs

**MARUTI AUTHORISED SERVICE STATIONS (MASS) (AS ON 01.01.2018 )**

707.## MEGA SERVICES (2573),  
A-173,PHASE-1,NEW KALYAN BYPASS  
ROAD,OPPOSITE ADARSH  
PARK,MIDC,DOMBIVLI PIN-421203  
PH  
:0251-2448877/2448977/9821012736/99874971  
97.  
**GADACHIROLI**  
708.## VENUS AUTOMOTIVE (4170), PLOT # 2, NR  
GOVERNMENT ITI COLLEGE,ADJ TO  
CHANDRAPUR GADACHIROLI  
HIGHWAY,GADACHIROLI,MAHARASHTRA  
PIN-442605  
PH :07132-233222/9422151222/9689228222.  
**HINGANGHAT**  
709.## S.K MOTORS (5530), JAGANNATH  
WARD,NH-7,HINGANGHAT,DISTRICT -  
WARDHA,MAHARASHTRA PIN-442301  
PH :9421726700.  
**ICHALKARANJJI**  
710.## SAI AUTO LEADS (3821), 7/597 SANGLI  
VES,ICHALKARANJJI,DIST. KOLHAPUR  
PIN-416115  
PH :0230-435827/439227.  
**INDAPUR**  
711.## AJINKYA MOTORS (3868), S NO.  
233(448),PUNE SOLAPUR HIGHWAY,NEAR  
HOTEL SAI PALACE,A/P INDAPUR DISTT.  
PUNE PIN-413106  
PH :0211-225471.  
**ISLAMPUR**  
712.## VIJAY MOTORS (5134), PETH ISLAMPUR  
ROAD,NEAR PETH NAKA  
-ISLAMPUR,DISTRICT -  
SANGLI,MAHARASHTRA PIN-416112  
PH :9860446084.  
**JALGAON**  
713.\* SHREE MOTORS (3040), 362 SHIVAJI  
NAGAR,JALGAON PIN-425 001  
PH :0257-2221927,9823150704/9404050704.  
**KALWA**  
714.\*\* SHREE SIDDHI MOTORS (5668), NEXT TO  
LILAVATI CO-OP  
SOCIETY,DATTAWADA,KALWA KHAREGAON  
ROAD-KALWA(W),DISTRICT -  
THANE,(MAHARASHTRA) PIN-400605  
PH :-64537777/25407778/79.  
**KALWAN**

715.## KRISHNA AUTOMOTIVE (4037), GANESH  
NAGAR,AT POST & TALUKA,KALWAN,DIST  
NASHIK PIN-423501  
PH :02592-9420233134/8087988735.  
**KALYAN**  
716.## SHIVAM AUTO CARE (571), C/O GRIHALAXMI  
VATSU NIRMAN,MURBAD  
ROAD,KALYAN,BOMBAY PIN-421304  
PH :0251-2321518/6518007/9867001771.  
**KANKAVLI**  
717.\*\* SAPALE AUTO SERVICE PRIVATE LIMITED  
(1975), MUMBAI GOA  
ROAD,N.H.17,KALMATH,KANKAVLI DISTT.  
SINDHUDURG PIN-416602  
PH :02367-233434/231934/9422434701.  
**KATOL**  
718.## BALAJI SERVICE STATION (5962), PLOT NO.  
XI,MIDC,SAWARGAON  
ROAD,DONGARGAON-KATOL,NAGPUR,  
DISTRICT-NAGPUR,MAHARASHTRA  
PIN-441302  
PH :07112-9763867144.  
**KHAMGAON**  
719.## JAIDEEP MOTORS (4779), NEAR RELIANCE  
PETROL PUMP,NANDURA  
ROAD,KHAMGAON,DISTRICT-BULDHANA  
(MAHARASHTRA) PIN-444303  
PH :07263-9850352826/9922917419.  
**KHED**  
720.## BHARAT AGENCIES (4548), AT POST  
BHARNA NAKA,NH-17,KHED,RATNAGIRI  
DIST PIN-415621  
PH :02356-263309/260309/  
9049024781/9420910709.  
**KOLHAPUR**  
721.\* VAKRATUNDA MOTORS (3142), OPP  
MAHAVIR COLLEGE,NAGALA  
PARK,KOLHAPUR PIN-416003  
PH :0231-2680742.  
**KOPARGAON**  
722.\* SAI MOTORS (4449), NAGAR MANMAD  
HIGHWAY,NEAR HOTEL  
ASHOKA,KOPARGAON,DIST. AHMEDNAGAR  
(MAHARASHTRA) PIN-423601  
PH :02423-9326439000/9850684384.  
**LONAVALA**

723.## APPOLO MOTOR REPAIRING WORKS (2543),  
MUMBAI-PUNE  
ROAD,LONAVALA,MAHARASHTRA  
PIN-410401  
PH :02114-280330/9370721905.  
**MAHAD**  
724.## SHREE AUTO (2572), NAGALWADI PHATA  
BOMBAY-GOA HIGHWAY,AT & TALUKA -  
MAHAD,DISTT. RAIGAD,MAHARASHTRA  
PIN-402301  
PH :02145-233111/  
223256/9422495797/9422495799.  
**MALEGAON**  
725.## MALEGAON AUTO CENTRE (3721), NEAR  
MOTI BAUG NAKA,MALEGAON PIN-423203  
PH :0255-9371376911/02554-255011.  
**MANGAON**  
726.## KRUPA SERVICES (574), KRUPA  
SERVICES,AT : NANORE,POST :  
MANGAON,DISTT-RAIGAD PIN-402104  
PH :-263363.  
**MIRAJ**  
727.## ASHOK AUTOMOBILES (5672), C.S.  
NO:70-C,CHH - SHIVAJI  
ROAD,MIRAJ,DISTRICT -  
SANGLI,MAHARASHTRA PIN-416410  
PH :0233-2375961.  
**MUMBAI**  
728.## AUTO SERVICES (528), KING'S  
CIRCLE,MATUNGA,MUMBAI  
(MHRS)PIN-400019  
PH :022-24141031/24141877/65804809.  
729.## HIND AUTOMOBILES (550), 29 SEWREE  
WADALA ROAD,KING'S CIRCLE,MUMBAI  
(MHRS)PIN-400019  
PH :022-24096680/24096544/24037922.  
730.\*\* RAVI AUTOMOBILE SERVICES (553),  
GHATKOPAR-MAHUL ROAD,TILAK  
NAGAR,MUMBAI PIN-400089  
PH  
:022-25227282/32929767/25221656/65752531/  
25293582.  
731.\*\* ZENITA AUTO WORKS (525), BEHIND  
H.P.PETROL PUMP,NAV PADA MAROL  
NAKA,ANDHERI (E),MUMBAI  
(MHRS.)PIN-400059  
PH  
:022-28322659/28200653/28390850/28218906.  
732.\* ASHA AUTO SERVICE (570), I.O.C.  
DEALER,L.B.SHASTRI  
MARG,KURLA,MUMBAI PIN-400070  
PH :-26505338, 26506088, 9820727091.

733.## SURAJ SANGHI SERVICE STATION (438),  
DR. ANNIE BESANT ROAD,WORLI,MUMBAI  
PIN-400018  
PH : 24931704, 24924754.  
734.\*\* SHAMAL MOTORS (1154), VAITY  
WADI,BHANDUP-SONAPUR ROAD,BHANDUP  
(WEST),MUMBAI PIN-400079  
PH :022-25665286/84500500/25666465.  
735.\*\* CHAMUNDA MOTORS (P) LTD. (520), RAM  
BAUG NEAR SUNDAR DHAM,OFF  
S.V.ROAD,BORIVILI (W),MUMBAI PIN-400092  
PH :022-28635677/ 28090888/28616701.  
736.## BANAI AUTO CARE (6053), OPP. MAROL  
POLICE CAMP,NEXT TO AAREY CHECK  
POST,MAROL MAROSHI ROAD,MUMBAI  
PIN-400059  
PH :022-28349816/28349817.  
737.## JAGMAN MOTORS PVT. LTD. (1556), NEXT  
TO HOTEL ROYAL SALUTE,ANDHERI KURLA  
ROAD,SAGBAUG,MUMBAI PIN-400059  
PH :022-28502590/28504983.  
738.\*\* POWAI AUTO WORKS (1660), OPP. PANCH  
KUTIR BUS STOP,19 ADI SANKARACHARYA  
MARG,POWAI,MUMBAI PIN-400076  
PH  
:022-25700358/25700176/25708842/25703826.  
739.\*\* ORIX AUTO INFRASTRUCTURE SERVICES  
LTD (1971), 94 MAROL INDUSTRIAL  
ESTATE,ANDHERI KURLA ROAD,ANDHERI  
(EAST),MUMBAI PIN-400059  
PH  
:022-67070100/67070221/67070216/67070222.  
740.## LAXMI AUTO WORKS (2542), PLOT  
NO.1041,SAYANI  
ROAD,PRABHADEVI,MUMBAI PIN-400025  
PH  
:022-24308666/24378788/24321722/982030364  
6.  
741.\* SUPER AUTO SERVICE PVT. LTD. (2430),  
DESAI WADI JAYWANT SAWANT  
ROAD,NEAR HAPPY HOME  
SOCIETY,DAHISAR (W),MUMBAI PIN-400068  
PH :022-28930239/28927124.  
742.## CHEMBUR MOTORS (2526), 31/A ANAND  
NAGAR,OFF SION TROMBAY ROAD,SINDHI  
SOCIETY CHEMBUR,MUMBAI PIN-400071  
PH :022-25243639.  
743.\* ALLIED AUTO AGENCIES (2666), 86/20 DR.  
AMBEDKAR ROAD,KHAR,MUMBAI  
PIN-400052  
PH :022-26007066, 26498850, 26042540.

\*\* A-Category Mass : Free & paid Service, Major repairs & Accidental repairs

## C-Category Mass : Free & paid Service & Minor repairs

\* B-Category Mass : Free & paid Service & Major repairs

# D-Category Mass : Free Service & Minor repairs

MARUTI AUTHORISED SERVICE STATIONS (MASS) (AS ON 01.01.2018 )

|                |  |
|----------------|--|
| 744.##         | PRINCE SERVICE CENTER (3440), 34<br>GAMDEVI ROAD, SANGHANI<br>ESTATE GHATKOPAR (WEST),MUMBAI<br>PIN-400086<br>PH :022-25001383/25001333.   |
| 745.**         | CARKRAFT AUTOMOBILE SERVICES PVT.<br>LTD. (4654), ABC GODOWN, MINERVA<br>INDUSTRIAL ESTATE,OFF P.K. ROAD,NEAR<br>SAI DHAM MANDHIR, MULUND (W),MUMBAI<br>PIN-400080<br>PH :-25628005/6/7, 9820296924. |
| 746.**         | DEV MOTOR CARE PVT LTD (4878),<br>24ABCD.GOV.T. INDUSTRIAL<br>ESTATE,HINDUSTAN NAKA, CHARKOP,<br>KANDIVLJ(W),MUMBAI,(MAHARASHTRA)<br>PIN-400067<br>PH :022-9867444334/28625366/28082661.             |
| 747.**         | AUTO CRAFT (4759), PLOT NO. 1-B,NEXT TO<br>DAMJI SHAMJI IND ESTATE,LBS MARG,<br>VIKHHOLI (W),MUMBAI PIN-400083<br>PH :022-25783586/ 55974075/9323151010.   |
| 748.**         | POWAI AUTO WORKS (4966), GALI NO<br>14/15/16, BUILDING NO1,C WING, KAILASH<br>INDUSTRIAL COMPLX,PARKSITE VIDHROLI<br>(W) PIN-400079<br>PH<br>:022-25173986/25173961/25173126/25173127.               |
| 749.*          | ST. FRANCIS AUTOMOBILES (5154), MOUNT<br>POINSUR BORIVALI<br>(WEST),MUMBAI,DISTRICT -<br>MUMBAI,MAHARASHTRA PIN-400103<br>PH :022-28951206/28934325.   |
| 750.##         | CHHAGAN MITHA (5230), CORNER OF<br>WARDEN ROAD & PEDDAR ROAD,POST<br>BOX NO. 6521,MUMBAI,MAHARASHTRA<br>PIN-400026<br>PH :022-66578384/5/6/7.  |
| 751.**         | SHAH CAR CARE (5436), SADANWADI.LAKE<br>ROAD.OFF LBS MARG,NEAR KRISHNA<br>TALKIES,DISTRICT -<br>MUMBAI,(MAHARASHTRA) PIN-400078<br>PH :022-25961831/32/33/9819159447.                                |
| <b>MURBAD</b>  |  |
| 752.##         | JAYDEEP AUTOMOBILES (5676), MURBAD<br>KALYAN HIGHWAY(NH-222),NEAR<br>NAV DURGA HOTEL,AT-PO-<br>TAL-MURBAD,DISTRICT-THANE,MAHARASH<br>TRA PIN-421401<br>PH :02524-682260/9423370219/9226840777.       |
| <b>NAGAPUR</b> |  |

|                  |  |
|------------------|--|
| 753.*            | AMIT SERVICE STATION (4158), NEAR<br>NAGAPUR HIGHWAY<br>BRIDGE NAGAR-MANMAD<br>HIGHWAY,NAGAPUR<br>DIST-AHMADNAGAR,MAHARASHTRA<br>PIN-414111<br>PH :0241-5601141/ 9822216286/2778336.               |
| <b>NAGPUR</b>    |  |
| 754.**           | HASAN GARAGE (2021), MOHAN<br>NAGAR,NAGPUR (MHRS) PIN-440001<br>PH :0712-2580972/533805.   |
| 755.##           | SHREEJEE SERVICES (2027), CHANDAK<br>KOTHI,SUBASH ROAD,NAGPUR PIN-440018<br>PH :0712-2726200/72721690.   |
| 756.*            | SAGAR AUTOMOBILES (2667), MARUTI<br>AUTHORISED SERVICE STATION,PLOT NO.3<br>NEAR PETROL PUMP,WARDHA ROAD<br>UJJWAL NAGAR,NAGPUR PIN-440025<br>PH :0712-2293413/ 3095521/<br>9422145365/9960695823. |
| 757.*            | BALAJI MOTORS (3078), PLOT<br>NO.18/27,NEAR NAKA NO.-1,KORADI<br>ROAD,NAGPUR PIN-441111<br>PH :07120-9960634068.   |
| 758.##           | R. K. MOTORS (3023), 69 A V A<br>LAYOUT,LAKADGANJ,NAGPUR PIN-440008<br>PH :0712-2730300/9422113088.  |
| 759.**           | SAGAR AUTOMOBILES (4971),<br>A-15/28,MIDC,BUTTIBORI,NAGPUR<br>PIN-440025<br>PH :9422145365/8552082080.   |
| 760.##           | M S SERVICES (5339), 14 HILL<br>ROAD,GANDHI NAGAR - NAGPUR,DISTRICT<br>- NAGPUR,MAHARASHTRA PIN-440010<br>PH :9373422822.  |
| <b>NANDED</b>    |  |
| 761.##           | MARUTI CARES AND COLOURS (5778),<br>LABH NAGAR,BACK SIDE OF SURABH<br>HOTEL,NANDED,DISTRICT-NANDED,MAHAR<br>ASHTRA PIN-431605<br>PH :9225751444.   |
| <b>NANDURBAR</b> |  |
| 762.*            | MAULEE MOTORS (4736), SURVEY NO.<br>130/2, PLOT NO. 43,ADARSHA NAGAR,<br>NIZAR ROAD,NANDURBAR,MAHARASHTRA<br>PIN-425412<br>PH :02362-9822377931/261300.  |
| <b>NASHIK</b>    |  |
| 763.##           | RACCA SERVICE (3720), (MR. RS<br>RACCA),RACCA COLONY,SHARANPUR<br>ROAD,NASIK PIN-422002<br>PH :0253-2570837/8796939960/8087924594.   |

|                    |   |
|--------------------|---|
| 764.##             | SAI AUTOMOBILES (3722), SAPAT<br>COMPLEX,OPP. PRESS HOSPITAL,NASIK<br>ROAD,NASIK ROAD PIN-422101<br>PH :9822027931/2462300.   |
| 765.##             | HITECH AUTO SERVICES (4451),<br>RAMESHWAR NAGAR,OPP NAVSHYA<br>GANPATI,GANGAPUR ROAD,NASIK<br>PIN-422005<br>PH :0253-9225142471.  |
| <b>NAVI MUMBAI</b> |   |
| 766.*              | BOSS (265), AT/P.O. -<br>TURBHE,SECTOR-22,VASHI,NAVI MUMBAI<br>PIN-400705<br>PH :022-27831354/27831358.   |
| 767.**             | CHETAN MOTORS (3143), PLOT NO.45/B<br>SECTOR 19/A,OPP. GATE NO.2 DANA<br>BAZAR,BEHIND SHAMIR VITHAL CO-OP<br>BANK VASHI,NAVI MUMBAI PIN-400705<br>PH :022-27840564/27840565/27841566. |
| 768.##             | C G MOTORS (4138), PAPR-73, TTC<br>INDUSTRIAL AREA,RABALE, OPP RABALE<br>RAILWAY STATION,THANE- BELAPUR<br>ROAD,MAHARASHTRA PIN-400701<br>PH :9821695355, 9820933338.                 |
| <b>NIGDI</b>       |   |
| 769.##             | SHALU AGENCY (2872), 516/27<br>PRADHIKARAN,NIGADI,PUNE PIN-411044<br>PH :020-7652631/7652966.   |
| <b>NIPHAD</b>      |   |
| 770.##             | SHRI SAI SERVICE STATION (4452), NIPHAD<br>AURANGABAD<br>ROAD,NIPHAD,NASIK,MAHARASHTRA<br>PIN-422101<br>PH :02550-240320/240321.  |
| <b>OMERGA</b>      |   |
| 771.##             | SHREE SWAMI SAMARTH SERVICES (5874),<br>311/1,OPP. H.P. PETROL<br>PUMP,NH-9,OMERGA,DISTRICT-OSMANABA<br>D,MAHARASHTRA PIN-413606<br>PH :02475-252199/9422935656.                      |
| <b>PACHORA</b>     |   |
| 772.##             | POOJA MARUTI SERVICE CENTRE (5564),<br>PLOT NO 75,PREM NAGAR ,KRISHNA PURI<br>SHEVAR,PACHORA,DISTRICT -<br>JALGAON,MAHARASHTRA PIN-424201<br>PH :02596-9990320803/2596247104.         |
| <b>PALGHAR</b>     |   |
| 773.##             | SIDDHI MOTORS (5553), THEMBHEDE<br>ROAD,GANESH KUND,PALGHAR, DISTRICT -<br>THANE,MAHARASHTRA PIN-401404<br>PH :02525-256406/ 09890609107.   |

|                   |  |
|-------------------|--|
| <b>PANVEL</b>     |  |
| 774.**            | IDEAL AUTOMOBILES (2279), IDEAL<br>HOUSE,PLOT NO-83,PANVEL INDUSTRIAL<br>CO OP ESTATE LTD. PANVEL,DISTRICT -<br>RAIGAD,(MAHARASHTRA) PIN-410206<br>PH :022-27451607/2250/31508709. |
| 775.**            | GANGAL MOTORS (2934), PLOT<br>NO.:125-127,SECTOR-1S,ROAD<br>NO-5,BEHIND CIDCO GODOWN-NEW<br>PANVEL,DISTRICT -<br>RAIGAD,(MAHARASHTRA) PIN-410206<br>PH :022-27460525.              |
| <b>PARBHANI</b>   |  |
| 776.##            | SAI SERVICING CENTRE (5252), P7/5<br>MIDC,PARBHANI,MAHARASHTRA PIN-431401<br>PH :02452-249099/9326147460.  |
| <b>PASHAN</b>     |  |
| 777.*             | MARUTI CAR SANJIVINI (5278), SURVEY NO<br>5/2,SUTARWADI<br>.SUSROAD,PASHAN,DISTRICT -<br>PUNE,PUNE,MAHARASHTRA PIN-411021<br>PH :9996073360.                                       |
| <b>PATHARDI</b>   |  |
| 778.##            | SAGAR MOTORS (5979), OPP. TEHSIL<br>KACHERI,NAGAR ROAD,TALUKA,<br>PATHARDI,DISTRICT-AHMEDNAGAR,MAHAR<br>ASHTRA PIN-414102<br>PH :0241-2429349/9822197969.                          |
| <b>PEN</b>        |  |
| 779.##            | NAVNATH AUTO (5677), OPPOSITE<br>RAMWADI,S.T. STAND,NATIONAL<br>HIGHWAY-17, TAL<br>PEN,DISTRICT-RAIGAD,MAHARASHTRA<br>PIN-402107<br>PH :02143-255948.                              |
| <b>PHALTAN</b>    |  |
| 780.##            | VORA AUTOMOTIVE (2436), SHINGNAPUR<br>ROAD,KOLKI,PHALTAN PIN-415523<br>PH :02166-23562/9422606296.   |
| <b>PIMPALGAON</b> |  |
| 781.##            | ASHWAMEDHA AUTO (2435),<br>"ASHWAMEDH",MUMBAI-AGRA<br>HIGHWAY,PIMPLEGAON (B),DISTT. NASHIK<br>PIN-422209<br>PH :02550-976600064/8275015640.  |
| <b>PUNE</b>       |  |

\*\* A-Category Mass : Free & paid Service, Major repairs & Accidental repairs

## C-Category Mass : Free & paid Service & Minor repairs

\* B-Category Mass : Free & paid Service & Major repairs

# D-Category Mass : Free Service & Minor repairs

**MARUTI AUTHORISED SERVICE STATIONS (MASS) (AS ON 01.01.2018 )**

782.\*\* SAINATH AUTOMOBILES INDUSTRIES (1569), SURVEY NO.36 PLOT NO.1,VADGAON KHURD SINHAGAD ROAD,NEAR GREEN FIELD HOTEL,PUNE PIN-411041  
PH : 9890166886.

783.\* SANTOOR CAR CARE (2053), ASHOK PLAZA,32/2 WADGAON SHERI NEAR WEIKFIELD,PUNE NAGAR ROAD,PUNE PIN-411014  
PH :020-9687799.

784.\* APPU SERVICE STATION (4927), BG/SEI 11/10,NEAR TELEPHONE EXCHANGE,MIDC, BHOSARI,PUNE (MAHARASHTRA) PIN-411026  
PH :020-9422005332/27123838.

785.## APPU AUTOMOBILE (5029), MARUTI AUTHORISED REPAIR STATION,#81.SR NO 164, TALAWAD ROAD,KANBAY ROAD,TRIVENI NAGAR,AHARASHTRA PIN-412114  
PH :9371017595.

786.\* ATHARVA CAR SERVICES (5161), GUJRATH COLONY,SARAF LANE,NEAR VANAZ COLONY,KOTHRUD,PUNE,MAHARASHTRA PIN-411038  
PH :9960690751/9960690761.

787.\* MANAS AUTOMOTIVE (5443), SURVEY NO 2/4 PARRANKUTI.LANE NO.1.,KARVE NAGAR - PUNE,DISTRICT - PUNE,MAHARASHTRA PIN-411052  
PH :020-65002239/9822043007.

788.\* MARUTI CARE POINT (3337), S. NO 273/5,BANER ROAD,OPP. VARSHA PARK,BANER,PUNE,MAHARASHTRA PIN-411045  
PH :020-5663231.

**RAHURI**

789.\* ANAND MOTORS (4152), IN FRONT OF ASHWINI HOTEL,NAGAR MANMA ROAD,A/P RAHURI DIST- AHMADNAGAR,MAHARASHTRA PIN-413722  
PH :02426-235662/9822759180/9822159180.

**RAVER**

790.## RUCHI MOTORS (2631), MARUTI AUTHORISED SERVICE STATION,RAVER,DISTT. JALGAON,(MAHARASHTRA) PIN-425508  
PH :02584-9423188307/9423974064/250300.

**ROHA**

791.\* AMIT MOTORS (4972), NANA SHANKAR SHETH ROAD,ROHA,DISTRICT - RAIGAD,MAHARASHTRA PIN-402109  
PH :02194-9422096149/233290.

**SAKURI**

792.## SHREE SAI SERVICE CENTRE (5344), NAGAR-MANMAD ROAD. GODAVARI,HOTEL JEWEL .PO:SAKURI ,TAL-RAHATA,DISTRICT - AHMEDNAGAR,MAHARASHTRA PIN-422608  
PH :9970741777.

**SANGAMNER**

793.\* SAI MOTORS (2840), NEAR GULEWADI PHATA,PUNE NASIK ROAD,SANGAMNER DIST. AHMEDNAGAR,(MHRS.) PIN-422608  
PH :02424-227513.

**SANGLI**

794.\*\* ASHOK AUTOMOBILES (3723), 595/B,M.G.ROAD,SANGLI PIN-416416  
PH :0233-375961/9823053596.

795.## BALAJI AUTO SERVICE (1564), PLOT NO.43.GOLDEN PARK,BYPASS ROAD,SANGLI, DISTRICT-SANGLI,MAHARASHTRA PIN-416416  
PH :9822106126.

796.\* AWATI MOTORS (4772), PADMAVATI COLONY,NEMINATH NAGAR VISHRAMBHAG,SANGLI,MAHARASTRA PIN-416415  
PH :9422407284.

**SATANA**

797.## PATHAK MOTORS (5037), YASHWANT NAGAR,TAHARABAD ROAD,SATANA,DISTRICT - NASIK,(MAHARASTRA) PIN-411014  
PH :9890216257.

**SATARA**

798.## SIDDHI AUTOMOBILES (5464), 294/A,DEGAON PATA - SATARA,RAHAMTPUR ROAD,MIDC SATARA,DISTRICT - SATARA,(MAHARASTRA) PIN-415004  
PH :9860639368.

**SAWANTWADI**

799.\* VENKATESHA AUTO CARE (1659), PLOT NO.21 MUMBAI GOA HIGHWAY,KOLGAON-BHOM,SAWANTWADI, MAHARASHTRA PIN-416510  
PH :02363-274164/271533/9423304639.

**SHAHADA**

800.## MATOSHREE AUTOMOBILES (2870), NO.558 SHAHADA DHONDAICHA ROAD,TAL. SHAHADA,NANDURBAR DISTT. ,(MAHARASHTRA) PIN-425409  
PH :02565-226030/227340/9890530937/942172623 0/9403801484.

**SHIRDI**

801.## SHREE GANESH AUTO CARE (4268), POST SAKURI,TALUKA RAHATA,AHMEDNAGAR PIN-423107  
PH :02423-243192/ 243450/9422726052.

**SHOLAPUR**

802.\*\* BALAJI MOTORS (1930), 8536 B/1 MURARJI PETH,OPP. OLD PUNE NAKA OFFICE,SOLAPUR PIN-413002  
PH :629696/ 629595/9823111110.

**SHRIRAMPUR**

803.\* G.K. MOTORS (2871), K.V. ROAD,SHRIRAMPUR,DISTT. AHMEDNAGAR PIN-413709  
PH :952422-8446222297.

**THANE**

804.\* PATRICIA AUTOMOBILES (529), 34 AMAR GION SER.& OFFICE COMPLEX,AGRA RD.,THANE (MHRS) PIN-400601  
PH :022-25471105/9987175866.

805.\*\* THANAWALA MOTOR AGENCY (3724), DHIRAJ BAUG,L.B.S. MARG,NEAR HARINIWAS CIRCLE,THANE PIN-400602  
PH :022-67302222.

806.\*\* STERLING MOTOR GARAGE (555), OPP. RAVI STEEL INDUSTRIES,2ND POKHRAN ROAD,THANE PIN-400601  
PH :022-25890325/ 25890892/25891981/9224019485.

807.\* TOP GEAR AUTOMOBILES (4840), SAI NAGAR,GHODBUNDER ROAD,KASARVADAVALI,THANE (W) PIN-400601  
PH :022-64509201/64526472.

808.\* SEAN MOTORS (5377), DONTALAV - VATAR,(W),VIRAR SATPALA ROAD,TAL-VASAI, DISTT-THANE,MAHARASHTRA PIN-401301  
PH :9324003123.

**ULHASNAGAR**

809.\* MODERN CAR CARE (3280), 171/2,RRV INDUSTRIAL AREA,BEHIND SAI BABA MANDIR, SHANTINAGAR,ULHASNAGAR,MAHARASHT RA PIN-421003  
PH :0251-2732027/9322542027/9819892027.

810.\* CHIMAN AUTOMOBILES (3845), NEAR KAJAL PETROL PUMP,BALAWI COMPOUND,VITHALWADI STATION ROAD,ULHASNAGAR PIN-421003  
PH :0251-2557790/2561627.

**URAN**

811.## SAI AUTOMOBILES (5665), STATE HIGHWAY NO.56,NEAR JASAI NAKA,JASAI VILLAGE, URAN,DISTRICT - RAIGAD,MAHARASHTRA PIN-410206  
PH :64213533.

**VADA**

812.## SAI MOTORS & SERVICE CENTRE (5675), AT-GANDRE,PO-TUSE,TAL-VADA-421303,DIS TRICT - THANE,MAHARASHTRA PIN-421303  
PH :9270005533.

**VITA**

813.## SONA AUTOMOTIVE (5671), YASHWANT NAGAR,NEAR WATER TANK,ROAD NO.10 - VITA,DISTRICT - SANGLI,MAHARASHTRA PIN-415311  
PH :9960708270.

**WAI**

814.## ADITYA AUTO SERVICE (4271), WAI SATARA ROAD,WAI,SATARA DIST. PIN-412803  
PH :02167-9423971005.

**WARDHA**

815.## BHARAT MOTOR (1631), NAGPUR ROAD,NALWADI,WARDHA,MAHARASHTRA PIN-442001  
PH :07152-9881588388.

**WARORA**

816.## ROHIT AUTOMOTIVE (5873), NAGPUR,CHANDRAPUR ROAD,VINAYAK-LAYOUT, TILAK WARD, WARORA,DISTRICT-CHANDRAPUR,MAHARA SHTRA PIN-442907  
PH :07176-281099/9226118165.

**YAVATMAL**

817.## RAMESH MOTORS (2024), GARDEN ROAD,YAVATMAL,MAHARASHTRA PIN-445001  
PH :07232-243330/246660.

\*\* A-Category Mass : Free & paid Service, Major repairs & Accidental repairs

## C-Category Mass : Free & paid Service & Minor repairs

\* B-Category Mass : Free & paid Service & Major repairs

# D-Category Mass : Free Service & Minor repairs

MARUTI AUTHORISED SERVICE STATIONS (MASS) (AS ON 01.01.2018 )

818.## M.S. MOTORS (460), AMRAVATI ROAD  
HIGHWAY,LOHARA,YAVATMAL PIN-445001  
PH :-249207/651565.

YEOLA

819.## BIJASANI AUTOMOTIVE (3041),  
NAGAR-MANMAD ROAD,YEOLA,DIST. NASIK  
(MAHARASHTRA) PIN-452005  
PH :02559-09923204225/9423185025.

MANIPUR

IMPHAL

820.## BORDIN MARUTI GARAGE (4879),  
MOIRANGKHOM,LOKLAOBUNG,IMPHAL,MA  
NIPUR PIN-795001  
PH :0385-9436023659/2455460/2536551.

SENAPATI

821.## KOMUO MARUTI WORKS (4644),  
NH-39,TAPHOU  
RIKHUMAI,SENAPATI,MANIPUR PIN-795106  
PH :-9436072671/9436422938.

MEGHALAYA

TURA

822.## MULTI MOBILE PRECISION (3222),  
OPP.MECOFED,CENTRAL GODOWN,NEW  
JAIL ROAD ARAI MILE,TURA PIN-794001  
PH :03651-8974037020.

MIZORAM

CHAMPAI

823.# IRDIV- TC AUTO WORKS (5744), SVENTH  
DAY TLANG, ZOTLANG ROAD,NEW  
CHAMPHAI-CHAMPHAI,DISTRICT-CHAMPHAI  
MIZORAM PIN-796001  
PH :-9862405715.

LUNGLEI

824.## LAWMA ENGINEERING WORKS (3125), A O  
C SQUARE,LUNGLEI,MIZORAM PIN-796701  
PH :0372-2325035.

NAGALAND

DIMAPUR

825.\*\* ERJO MOTORS (4871), 123 BANK  
COLONY,DIMAPUR,NAGALAND PIN-797112  
PH :03862-231888.

ORISSA

ANGUL

826.## ZEET AUTOMOBILES (1573), NALCO  
NAGAR,KANDASAR,ANGUL,ORISSA  
PIN-759145  
PH :06764-221885/9437065053.

BALANGIR

827.## ASHIRWAD AUTOMOBILE WORKS (3177),  
DAMJI GARAGE,THIKADARPARA,BALANGIR  
PIN-767001  
PH :06652-233345/231896.

BALESHWAR

828.## AUTO CARE (432), AT -  
AZIMABAD,BALASORE,BALASORE  
PIN-757001  
PH :06782-645321, 9437051944/9437285606.

829.\* TEKNO INDIA (3666), D-2/9 INDUSTRIAL  
AREA,O.T. ROAD,BALASORE,(ORISSA)  
PIN-756003  
PH :06782-266879/9437953595/9861034990.

BARBIL

830.## INDU MOTORS (3241), IN FRONT OF UTKAL  
AUTOMOBILES,JODA-BARBIL  
HIGHWAY,BARBIL,(ORISSA) PIN-758035  
PH :06767-276158/ 276727/9337383947.

BARGARH

831.## CARSCAN (1164), PLOT - 1/1 INDUSTRIAL  
ESTATE,RAILWAY STATION  
ROAD,BARGARH PIN-768028  
PH :06646-232820.

BHUBANESWAR

832.## INDO JAPAN SERVICE (4936), PLOT NO. 18,  
19, 30 & 31, BHAGABANPUR INDUSTRIAL  
ESTATE,PO:  
PATRAPADA,BHUBANESHWAR,ORISSA  
PIN-752019  
PH :0674-2470033, 6545624, 9861124660,  
9861095444.

CUTTACK

833.\* DURGA SERVICE CENTRE (427), NEAR  
PALAMANDAP, BADAMBADI,PO -  
ARUNODAY MARKET,DISTT - CUTTACK  
PIN-753012  
PH :0671-2311261/2315762.

834.\* AUTO MATES (426),  
MADHUPATNA,CUTTACK PIN-753010  
PH :0671-2311646/2322646 /2322646.

DHENKANAL

835.## ANAND AUTOMOBILES (5449), ANAND  
NAGAR, IN FRONT OF TARINI  
MANDIR,DISTRICT - DHENKANAL,(ORISSA)  
PIN-759001  
PH :06762-9437414972/243272.

JHARSUGUDA

836.## AUTO MECHANIKA (2638), S.H.-10  
BEHERAMAL,,JHARSUGUDA,ORISSA  
PIN-768203  
PH :06645-273510/9040280001.

PARALAKHEMUNDI

837.## GANAPATI AUTOMOBILES (3178), B.  
SITAPUR,PARALAKHEMUNDI,DIST.  
GAJAPATI,(ORISSA) PIN-761200  
PH :06815-322765/9437140023.

PURI

838.## URMILA MOTORS (5040), HERA GOHIRI SAHI  
CHOWK, PURI -1,DISTRICT - PURI,(ORISSA)  
PIN-752001  
PH :06752-223820/9776008748/9861110745.

SAMBALPUR

839.# ANITA AUTO CARE (4834), SALJA  
BAGICHA,LIONS CLUB  
ROAD,KUMBHARPARA,SAMBALPUR  
(ORISSA) PIN-768001  
PH :0663-9437068044/2403044/ 9861248403.

SEMILIGUDA

840.## ASHUTOSH MOTORS (5035), MAIN ROAD.  
NH-43,SEMILIGUDA,DISTRICT-KORAPUT,(O  
RISSA) PIN-764036  
PH :-919437405417/9939639257.

PONDICHERRY

KARAIKAL

841.## MARUTI TECH (2669), NO.1,  
AKKARAIVATTAM,NAGAORE MAIN  
ROAD,OPP TO  
ONGC,KARAIKAL,DISTRICT-KARAIKAL,PON  
DICHERRY PIN-609604  
PH :04368-227101/9842383125.

PONDICHERRY

842.\*\* S D K MOTORS (471), PLOT NO.12,100 FEET  
ROAD,OZHANDAI KEERAPALAYAM  
MUDALIARPET,PONDICHERRY PIN-605004  
PH :0413-2358540/9843045689.

843.\* A.P.P. MARUTI MOTORS (2670), PLOT NO.6  
GUNDU SALAI ROAD,NATESAN  
NAGAR,NEAR 100 FEET  
ROAD,PONDICHERRY PIN-605005  
PH :0413-2240844/9894059004.

844.## MARUTI MISSION (5067), 60 RAGAVENDIRA  
NAGAR, KAMARAJ  
SALAI,THATTANCHAVADY  
PONDICHERRY,TINDIVANAM  
ROAD,PONDICHERRY PIN-605009  
PH :0413-2241100/9786589000.

PUNJAB

AHMEDGARH

845.## GAHIR AUTOMOBILES (2877), LUDHIANA  
MALER KOTLA ROAD,VILL. GOPALPUR  
CITY,AHMEDGARH,(PUNJAB) PIN-141001  
PH :01628-9878854118.

AJNALI

846.# VISHWAKARMA MOTORS (5666), NEAR  
VIMAL DHARAMKANTA - AJNALI,DISTRICT -  
FATEHGARH SAHIB,PUNJAB PIN-140406  
PH :-9814528084.

AMLOH

847.## BINDRA MOTORS (5844), NEAR DESH  
BHAGAT COLLEGE  
SONTI,AMLOH,DISTRICT-FATEH GARH  
SAHIB,PUNJAB PIN-147301  
PH :9814882000.

AMRITSAR

848.\*\* KAPOOR'S KAR KARE (737), I/S MAHA  
LAKSHMI,CALICO PRINTING MILLS,OLD JAIL  
ROAD,AMRITSAR(PUNJAB) PIN-143001  
PH :9814213113.

849.\* SAGGU SERVICE STATION (733), HIDE  
MARKET,AMRITSAR (PUNJAB),AMRITSAR  
(PUNJAB) PIN-143001  
PH :9888005610.

850.\*\* HANSON AUTOMOBILES (1722), MAQBOOL  
PURA,G.T. ROAD,AMRITSAR PIN-143001  
PH :9815167669/8427010988.

851.\*\* JACKSON LUBRICANTS (364), 16 COURT  
ROAD,NEAR RAVI GAS AGENCY,AMRITSAR  
PIN-143001  
PH :9814299944.

BANUR

852.## AMRIK SERVICE STATION (2433), PATIALA  
ROAD,BANUR,DISTT. PATIALA (PUNJAB)  
PIN-140601  
PH :9815591325.

BARNALA

853.\* PUNJAB MOTOR GARAGE (6222),  
DHANAULA ROAD,BARNALA  
(PUNJAB),BARNALA (PUNJAB) PIN-148101  
PH :9876130360.

854.## GAURAV MOTORS (4962), DHANAULA  
ROAD,BARNALA,DISTRICT  
SANGRUR,PUNJAB PIN-148101  
PH :01679-9317512916.

BHADSON

855.## FRIENDS MOTORS (2233), NABHA  
ROAD,BHADSON,DISTT. PATIALA,(PUNJAB)  
PIN-147202  
PH :9815700778.

\*\* A-Category Mass : Free & paid Service, Major repairs & Accidental repairs

## C-Category Mass : Free & paid Service & Minor repairs

\* B-Category Mass : Free & paid Service & Major repairs

# D-Category Mass : Free Service & Minor repairs

**MARUTI AUTHORISED SERVICE STATIONS (MASS) (AS ON 01.01.2018 )**

**BHATINDA**

856.## SUPER AUTOMOBILES (6232),  
TINKONI,GONIANA ROAD,BHATINDA  
PIN-151001  
PH :0164-9814036163.  
857.\*\* MODERN MOTORS (6234), OPP. T.V.  
TOWER,MANSA ROAD,BHATINDA  
PIN-151001  
PH :9814177075.  
858.## KRISHNA AUTOS (4571), 40 FEET NAMDEV  
ROAD,NEAR DELHI ESCORTS HEART  
HOSPITAL ,BATHINDA,PUNJAB PIN-151001  
PH :0164-9888671810.

**BUDHLADHA**

859.## JINDAL AUTOMOBILES (2147), NEAR  
P.S.E.B.,BHIKHI ROAD,BUDHLADA,DISTT.  
MANSA PIN-151502  
PH :9815516964.

**DERABASSI**

860.## BINDAL AUTOMOBILES (1248),  
CHANDIGARH AMBALA ROAD,PARAS RAM  
MARKET,DEFA BASSI PIN-140507  
PH :01762-9914449711.

**DHURI**

861.## SHIV MOTORS (1962), NEAR OCTROI  
POST,SANGRUR ROAD,DHURI PIN-148024  
PH :9872851068.

**DINANAGAR**

862.## D.S. MARUTI SERVICE STATION (3333), G.T.  
ROAD,DINA NAGAR,DIST.  
GURDASPUR,(PUNJAB) PIN-143531  
PH :9814695433.

**DIRBA**

863.## PENTAGON MECHANICAL WORKS (2564),  
JIND-SANGRUR ROAD,DIRBA,DISTT.  
SANGRUR,(PUNJAB) PIN-148035  
PH :01672-242525.

**DORAHA**

864.\* FATEH MOTORS (2048), G.T.  
ROAD,DORAHA,(LUDHIANA) PIN-141421  
PH :01628-9814031784.

**FAZILKA**

865.## BAHL MOTORS (6229), ABOHAR  
ROAD,FAZILKA PIN-152123  
PH :01638-9888620550.

**FEROZEPUR**

866.## SUTLEJ AUTOMOBILES (3568), G.T.  
ROAD,FEROZEPUR CANTT,(PUNJAB)  
PIN-152001  
PH :01632-9815144790.

867.## BOBB MOTORS (4378), NEAR BSF  
COLONY MOGA ROAD,FEROZEPUR CANTT  
PIN-152001  
PH :01632-9814090331.

**GIDDERBAHA**

868.\* JIWAN CAR CENTRE (3442), BHATINDA  
ABOHAR,NATIONAL  
HIGHWAY,GIDDERBAHA,DIST. MUKETSAR  
(PUNJAB) PIN-152101  
PH :01637-9814730286.

**GOINDWAL SAHIB**

869.## DAS MOTORS (3537), KAPURTHALA  
CHOWK,GOINDWAL SAHIB,DISTT.  
AMRITSAR,(PUNJAB) PIN-143429  
PH :01859-9814699121.

**GORAYA**

870.## GORAYA AUTOMOBILES (4434), G.T.  
ROAD,GORAYA,DISTT PHAGWARA,PUNJAB  
PIN-144409  
PH :01827-9814002617.

**GURDASPUR**

871.\* VIJAY SERVICE STATION (749), NEAR  
RAILWAY CROSSING,PATHANKOT  
ROAD,GURDASPUR,(PUNJAB) PIN-144001  
PH :9814437637.

**HOSHARPUR**

872.## JOGINDER MOTORS (2268), BYE PASS  
TANDA ROAD,HOSHARPUR PIN-146001  
PH :9218519763.

**JAGRAON**

873.## DHALIWAL AUTOMOBILES (2035), NEAR  
AJANTA PETROL PUMP,G.T.  
ROAD,JAGRAON DISTT.  
LUDHIANA,(PUNJAB) PIN-141003  
PH :01624-9814318600.

**JALANDHAR**

874.\*\* KAAR KARES (725),  
G.T.ROAD,JALANDHAR,(PUNJAB)  
PIN-144001  
PH :0181-231938.  
875.\* PUNJAB MOTOR GARAGE (1575), HNV  
CHOWK,G.T. ROAD,JALANDHAR PIN-144008  
PH :9317512360.  
876.\* KAPOOR MOTOR GARAGE (1649), OPP.  
SPORTS COLLEGE,KAPURTHALA  
ROAD,JALANDHAR CITY PIN-144008  
PH :9815543853.

877.## CITY POINT SERVICE STATION (4528),  
AVTAR NAGAR ROAD,BEHIND T.V.  
CENTRE,OPP HOTEL REGENT  
PARK,JALANDHAR PIN-144008  
PH :0181-9888382255.

**KAPURTHALA**

878.## T.S. WALIA MOTORS (267),  
MANSOORWAL,,JALLANDHAR  
ROAD,KAPURTHALA PIN-144601  
PH :9357211525.  
879.## AVTAR AUTO TECH (5329), KANJLI ROAD,  
NEAR OCTROI,KAPURTHALA,PUNJAB  
PIN-144601  
PH :9888262026.

**KURALI**

880.## VISHWAKARMA MOTORS (3335), PRAKASH  
ICE FACTORY,CHANDIGARH  
ROAD,KURALI,(PUNJAB) PIN-140103  
PH :01888-9814273873.

**LALRU**

881.## VIKAS MOTORS (2777), IOC PETROL  
PUMP,AMBALA CHANDIGARH ROAD,LALRU  
DISTT. PATIALA,PUNJAB PIN-147001  
PH :9216069888.

**LUDHIANA**

882.\*\* PUNJAB AUTO CENTRE (6221), OPP  
TELEPHONE EXCHANGE,BHARAT NAGAR  
CHOWK,LUDHIANA PIN-141001  
PH :9855117003.

883.\* REEHAL AUTOMOBILE SERVICES (1176),  
OPP. JAMALPUR POWER  
HOUSE,CHANDIGARH ROAD,LUDHIANA  
PIN-141010  
PH :0161-2680309.

884.## VISHAL AUTOMOBILES (1262), G.T.  
ROAD,DHOLEWAL,LUDHIANA PIN-141003  
PH :9815206060.

885.## SATNAM MOTOR WORKSHOP (4533), OPP  
MILK PLANT,FIROZPUR ROAD,LUDHIANA  
PIN-141001  
PH :0161-9855228591.

886.## STAR AUTOS (4650), JALANDHAR BY  
PASS,G.T. ROAD,LUDHIANA PIN-141003  
PH :0161-9216844220.

**MALOUT**

887.## DELHI MOTORS (6225), TINKONI  
CHOWK,BHATINDA ROAD,MALOUT  
PIN-152107  
PH :9814874061.

**MANDI GOBINDGARH**

888.## NATIONAL MOTORS (1070), G.T.  
ROAD,NEAR P & S BANK,MANDI  
GOBINDGARH PIN-147301  
PH :9876181801.

**MANSA**

889.## RAJ AUTOMOBILES (2162), NEAR N.M.  
COLLEGE,MANSA,(PUNJAB) PIN-151505  
PH :01652-9872679591.

**MOGA**

890.\* GURU NANAK MOTOR REP. WORK (732),  
G.T.ROAD,MOGA,(PUNJAB) PIN-142001  
PH :9914121387.

**MOHALI**

891.\*\* MOHALI MOTORS (756), C-55 INDUSTRIAL  
AREA,PHASE-VI,S.A.S. NAGAR,MOHALI  
PIN-160055  
PH :9501506065.

892.\*\* SETHI MOTORS (4742), PLOT NO.  
E-159 INDUSTRIAL AREA,  
PHASE-7,MOHALI,PUNJAB PIN-160055  
PH :9814307002.

893.## UNIPOINT (5043), PLOT NO. 583,INDUSTRIAL  
AREA PHASE-IX. MOHALI,DISTRICT -  
MOHALI,(PUNJAB) PIN-160055  
PH :9316108300.

894.\*\* BENZ AUTO SCAN (5734), E-153, PHASE  
7,INDUSTRIAL AREA  
MOHALI,DISTRICT-MOHALI,PUNJAB  
PIN-160059  
PH :0172-9815654303.

**MOONAK MANDI**

895.## GOYAL SERVICE STATION (6034),  
TOHANA-SURJAN, BHAINI ROAD,MOONAK  
MANDI,DISTRICT-SANGRUR,PUNJAB  
PIN-148033  
PH :08427346677.

**MORINDA**

896.## SONY MOTOR PALACE (1077), SIRHIND  
ROAD,MORINDA PIN-140101  
PH :9818612477.

**MUKERIAN**

897.## NEW MODERN AUTOMOBILES (4437), G.T.  
ROAD,MUKERIAN,PUNJAB PIN-144211  
PH :01883-9463292013.

898.\* MARSHAL SALES CORPORATION (5251),  
PATHANKOT ROAD, NEAR RADHA  
SOAMI,SATSANG GHAR -  
MUKERIAN,DISTRICT -  
HOSHARPUR,PUNJAB PIN-144211  
PH :9872335923.

**MUKTSAR**

\*\* A-Category Mass : Free & paid Service, Major repairs & Accidental repairs

## C-Category Mass : Free & paid Service & Minor repairs

\* B-Category Mass : Free & paid Service & Major repairs

# D-Category Mass : Free Service & Minor repairs

MARUTI AUTHORISED SERVICE STATIONS (MASS) (AS ON 01.01.2018 )

899.## MALWA MARUTI CENTRE (4764),  
KOTKAPURA ROAD,MUKTSAR,PUNJAB  
PIN-152026  
PH :01633-9914133987.

NAKODAR

900.## MEHTA MOTORS (3531), KHADDAR  
BHANDAR ROAD,NAKODAR PIN-141310  
PH :9815600082.

PATIALA

901.## RAJINDRA MOTORS (4935),  
C-177,INDUSTRIAL FOCAL  
POINT,PATIALA,PUNJAB PIN-140401  
PH :0175-9316200335.

902.\*\* PARAS MOTORS (4778), PLOT NO.  
25-A,NEAR HOTEL FLYOVER FACTORY  
AREA,PATIALA,PUNJAB PIN-147001  
PH :9814089861.

PATTI

903.## ANU AUTOMOBILE (2747), AMRITSAR  
ROAD,NEAR RADHA SWAMI  
SATSANG,PATTI DISTT.  
AMRITSAR,(PUNJAB) PIN-143001  
PH :01851-9876342843.

PHAGWARA

904.## SWAMI MOTORS (3774), (PAMMI  
W/SHOP),OPP. B.N. DUGGAL PETROL  
PUMP,G.T. ROAD,PHAGWARA DIST.  
KAPURTHALA PIN-144401  
PH :9815107989.

905.## VIVA MOTORS (4740), G.T.  
ROAD,PHAGWARA,DISTRICT-KAPURTHALA,  
PUNJAB PIN-144463  
PH :01824-9814310021.

PHILLAUR

906.## DHANJU MOTORS (1647), NURMEHAL  
ROAD,PHILLAUR,DISTT. JALANDHAR  
PIN-144410  
PH :9814454963.

QADIAN

907.# HI-TECH AUTOMOBILES (4945), VILL  
NATHPUR BATALA  
ROAD,QADIAN,DISTRICT-GURDASPUR,PUN  
JAB PIN-143516  
PH :9464066479.

RAIKOT

908.## RANA SUPREME MOTOR GARAGE (3732),  
NEAR GURUDWARA TAHLIANA  
SAHIB,BARNALA BYE PASS  
ROAD,RAIKOT,DISTT. LUDHIANA (PUNJAB)  
PIN-141109  
PH :01624-9814265791.

RAJPURA

909.## NOOR MOTORS (3045), PATIALA  
ROAD,RAJPURA,(PUNJAB) PIN-140401  
PH :01762-9855421786.

RAMPURAPHUL

910.## VIRDI MOTOR GARAGE (3046), BARNALA  
ROAD,RAMPURAPHUL,DISTT.  
BATHINDA,(PUNJAB) PIN-151103  
PH :01651-9815472217.

911.## BALAJI AUTOMOBILES (4443), BARNALA  
ROAD,RAMPURA PHUL,DISTT  
BHATINDA,PUNJAB PIN-151103  
PH :01651-9815443444.

SAMANA

912.\* CITY MOTORS (1867), P.B.NO.11,MAIN  
ROAD,SAMANA,DISTT. PATIALA (PUNJAB)  
PIN-147101  
PH :01764-9814864180.

SANGRUR

913.\*\* RAKESH MARUTI SERVICE (6325), JIND -  
DELHI ROAD,NEAR E.S.I.  
DISPENSARY,SANGRUR PIN-148001  
PH :01672-9814064202.

914.## SANGRUR MARUTI CENTRE (1632), PATIALA  
ROAD,OPP. MILITARY  
CAMPUS,SANGRUR,(PUNJAB) PIN-148001  
PH :01672-232340.

SIRHIND

915.## BADRI DHAM CAR SERVICE (1062), G.T.  
ROAD,SIRHIND PIN-140406  
PH :9417045975.

916.## MALHOTRA MOTORS (4657), OPP. INCOME  
TAX OFFICE,SIRHIND,DISTT FATEHGARH  
SAHIB,PUNJAB PIN-140406  
PH :9815844008/500600.

SULTANPUR LODHI

917.## HANDA MOTORS (2776), TALWANDI  
ROAD,SULTANPUR LODHI,DISTT.  
KAPURTHALA,(PUNJAB) PIN-144626  
PH :01828-9814213113.

SUNAM

918.## SUNAM AUTOMOBILES (3924), PATIALA  
ROAD,NEAR OCTROI POST,SUNAM,DISTT.  
SANGRUR PIN-148028  
PH :01676-3026118.

TANDA

919.## MALWA AUTO CARE CENTRE (2073), G.T.  
ROAD BY-PASS,TANDA,DISTT.  
HOSHARPUR,(PUNJAB) PIN-146001  
PH :9814392103.

TARN TARAN

920.## GURMEET MOTORS (4757), CHABHAL  
KHURD,TARN TARAN,DISTRICT-  
AMRITSAR,PUNJAB PIN-143001  
PH :9356115101.

ZIRA

921.## NEW AUTOMOBILES (5477), NEW TALWANDI  
ROAD, ZIRA,DISTRICT - MOGA,PUNJAB  
PIN-142047  
PH :01682-9463240231.

RAJASTHAN

ABU ROAD

922.## UNIQUE MOTORS (4923), MOUNT  
ROAD,AKRABHATTA,ABU  
ROAD,(RAJASTHAN) PIN-307026  
PH :02974-228414/9929177781.

AJMER

923.## ASHOK AUTOMOBILES (1121), BYEPASS  
ROAD,PARVATPURA,IND.AREA,AJMER  
(RAJASTHAN) PIN-305001  
PH :0145-2695233/2695076.

ALWAR

924.## VERTEX AUTOMOBILES PVT. LTD. (1944),  
CHANDUKA BHAWAN,SWARG ROAD,ALWAR  
PIN-301001  
PH :0144-2335733/2342117/9828233299.

925.## POOJA MOTORS (5439), POOJA  
MOTORS,NEAR AMARNATH PETROL,PUMP,  
DELHI ROAD ,MUNGSKA - ALWAR,DISTRICT  
- ALWAR,RAJASTHAN PIN-301001  
PH :0144-9414640279/2700921/2371382.

BAGRU

926.## NARAYAN MOTORS (5272), N.H.8. AJMER  
ROAD- BAGRU,DISTRICT -  
JAIPUR,RAJASTHAN PIN-302001  
PH :0141-2864504/5123711.

BARMER

927.\* VEW SERVICE (1238), S-181 &  
182,RIICO,BARMER,(RAJASTHAN)  
PIN-344001  
PH :02982-223329/227339/9410158584.

BASSI

928.## VARDHANI MOTORS (5358), NEAR NALAYA  
BASSI,DISTRICT - JAIPUR,RAJASTHAN  
PIN-304505  
PH :01429-9414312552/222317.

BEHROR

929.## K.L. INTERNATIONAL AUTOMOBILES (1763),  
DELHI JAIPUR HIGHWAY,VILLAGE  
DHAMI,P.O. KANKARDOPA,TEHSIL BEHROR  
DIST. ALWAR (RAJASTHAN) PIN-301701  
PH :01492-221396/9414014603.

BHARATPUR

930.\*\* CLASSIC MOTORS (2348), DEEG  
ROAD,KUMHER  
GATE,BHARATPUR,(RAJASTHAN)  
PIN-321001  
PH :05644-229301/9414026545.

BHILWARA

931.\* QUICK SERVICES (3473), SABUN  
MARG,PURAN DAS JI KI  
BAGICHEE,BHILWARA PIN-311001  
PH :01482-226536/223456.  
932.## NATIONAL SERVICE CENTER (4761),  
SANGANER COLONY,KOTA  
ROAD,BHILWARA,RAJASTHAN PIN-311001  
PH :01482-329586/256146.

BHINIMAL

933.## GURJAR MOTORS (5567), RAMSIN  
ROAD,OPP PRADEEP PETROL  
PUMP,BHINMAL,DISTRICT -  
JALOR,RAJASTHAN PIN-343029  
PH :02969-290962.

BHIWADI

934.\*\* WHEEL-O-CITY (4246), E-7D (A)  
PHASE-1,NEAR RIICO  
CHOWK,BHIWADI,RAJASTHAN PIN-301019  
PH :01493-225555/290962.

BIKANER

935.## GENERAL AUTOMOBILES (1123), RANI  
BAZAR,RAIWAY CROSSING,BIKANER  
(RAJASTHAN) PIN-334001  
PH :0151-2200338/2549072.  
936.## VISHI MOTORS (5559), PLOT NO 55(A) ,I.A.  
RANI BAZAR-BIKANER,DISTRICT -  
BIKANER,RAJASTHAN PIN-334001  
PH :9829027128.

BUNDI

937.## SHREE JI MOTORS (2174), OPP. KUMBHA  
STADIUM,KHOJA  
GATE,BUNDI,(RAJASTHAN)PIN-323001  
PH :0747-2443181/5120455.

CHITTORGARH

938.## SISODIA MOTORS (5673), 31.OLD  
INDUSTRIAL AREA,BYE PASS  
ROAD,CHITTORGARH,DISTRICT -  
CHITTORGARH,RAJASTHAN PIN-312001  
PH :01472-241476.

\*\* A-Category Mass : Free & paid Service, Major repairs & Accidental repairs

## C-Category Mass : Free & paid Service & Minor repairs

\* B-Category Mass : Free & paid Service & Major repairs

# D-Category Mass : Free Service & Minor repairs



**MARUTI AUTHORISED SERVICE STATIONS (MASS) (AS ON 01.01.2018 )**

**CHOMU**

939.## SHREE LAXMI MOTORS (3072), MORIJA ROAD, CHOMU, JAIPUR, (RAJASTHAN) PIN-303702  
PH :01423-207248/9828160281.

**CHURU**

940.\* ABS MOTORS (2978), JAIPUR ROAD, CHURU, (RAJASTHAN) PIN-331001  
PH :01562-252333/257333.

**DAUSA**

941.## BALAJI MOTORS (4564), NEW MANDI ROAD, NEAR TRANSFORMER, DAUSA PIN-303303  
PH :01427-9414273443/9828169601.

**DHAULPUR**

942.## NARSING SERVICE CENTRE (3074), NEAR JAGDISH TALKIES, BARI ROAD, DHOLPUR, (RAJASTHAN) PIN-328001  
PH :05642-223888/231888.

943.\*\* NARAYAN MOTORS (3345), G.T. ROAD, DHOLPUR, (RAJASTHAN) PIN-328001  
PH :05642-240697/9414027335.

**DIDWANA**

944.## SANTOSH AUTOMOBILES (5450), SANTOSH ATUOMOBILES, KUCHAMAN ROAD, DIDWANA, DISTRICT - NAGAU, (RAJASTHAN) PIN-341303  
PH :01580-9414118142/220909.

**DUDU**

945.## NEETA AUTOMOBILE (4855), C/O NEW JAIN GUEST HOUSE, NH-8, JAIPUR AJMER ROAD, DUDU, RAJASTHAN PIN-302006  
PH :01428-513229/9828307560.

**JAIPUR**

946.## SUPREME MOTORS (1130), A-25 ASSAM MANSION, TRANSPORT NAGAR, JAIPUR PIN-302003  
PH :0141-2617030/4033993.

947.\* RIGHTWAYS CO. (1131), KISHANPOLE BAZAR, JAIPUR, JAIPUR PIN-302001  
PH :0141-2372436/4022436.

948.\* SERVICE CENTRE (1139), OPP. TOURIST HOTEL, M.I. ROAD, JAIPUR PIN-302001  
PH :0141-2374009/4009469.

949.\*\* CAR CLINIC (1141), PLOT NO.6, GIRDHAR COLONY, SIKAR ROAD, JAIPUR PIN-302013  
PH :0141-2232790/3293308.

950.\*\* JAI SHRI RAM AUTO SERVICE CENTRE (1140), OPP. SHYAM NAGAR, AJMER ROAD, JAIPUR PIN-302026  
PH :0141-2221241/9829055605.

951.\*\* SAISHA MOTORS (1764), MAIN SHIPRA PATH, OPP. SECTOR 93, AGARWAL FARM, JAIPUR PIN-302020  
PH :0141-2399196/9414454820.

952.\* AMGI AUTOMOBILES (1938), AIRPORT CIRCLE, KOTA ROAD, JAIPUR PIN-302011  
PH :550689.

953.## J.K. AUTOMOBILES (2058), 38 SUSHILPURA, AJMER ROAD, JAIPUR PIN-302007  
PH :0141-9928999044/2810500.

954.\* SHARP MOTORS (2032), J-3 HIMMAT NAGAR, MAIN TONK ROAD, GOPAL PURA CIRCLE, JAIPUR PIN-302004  
PH :0141-2705493/2211386.

955.## LAXMI MOTORS (2576), 24 GANGA JAMUNA CROSSING, OPP. JK PETROL PUMP, NEAR SANGANER ROAD, MANSAROVAR, JAIPUR PIN-302019  
PH :014-5051892/5145892.

956.## ALFA MOTORS (3347), MAHALAXMI NAGAR, OPP. HEERAPURA POWER HOUSE, AJMER ROAD, JAIPUR PIN-302006  
PH :0141-6457989/2297229/9829014959.

957.## TOSHNIWAL AUTOMOBILES (3475), 131 SHRI GOPAL NGAR, GOPALPURA BYEPASS, JAIPUR, (RAJASTHAN) PIN-302015  
PH :0141-2504296/5063836.

958.\* M. R. MOTORS (4857), PLOT NO. 120-121 & 125-126, VANE VIHAR, 200FT BYE PASS, JHOTWARA, JAIPUR (RAJASTHAN) PIN-302016  
PH :0141-9314881528/2340196.

959.## A 1 MOTORS (4856), D-28 MALVIYA NAGAR, INDUSTRIAL AREA JAIPUR, DISTRICT - JAIPUR, RAJASTHAN PIN-302017  
PH :9414047828.

960.## SRINATH ENTERPRISES (4852), GOPALPURA BYEPASS, NEAR -DELHI KISHANGARH, HIGHWAY, JAIPUR, DISTRICT - JAIPUR, RAJASTHAN PIN-302018  
PH :0141-9414044655/3234798.

961.## KRISHNA AUTOMOBILES (5363), B-27 SUNDAR NAGAR, MANSAROVAR, JAIPUR, DISTRICT - JAIPUR, RAJASTHAN PIN-302020  
PH :0141-3107748.

962.## EDEN AUTO PARTS & SERVICE CENTER (5473), CC-134 ,135, GOLE MARKET, NEAR, MAA KA HOTEL, JAWAHAR NAGAR, JAIPUR, (RAJASTHAN) PIN-302004  
PH :0141-2650242/9799296.

963.## KATARIA MOTORS (2577), 9-A NEMINAGAR VISTAR, AMRAPALI MARG, VAISHALI NAGAR, JAIPUR PIN-302021  
PH :0141-2350904/9414468024/2352136.

**JAISALMER**

964.## R.R. AUTOMOBILES (1473), OPP. GEETA ASHRAM, JAISALMER, (RAJASTHAN) PIN-345001  
PH :02992-9414150203.

**JHUNJHUNU**

965.## DADHIMATI MOTORS (1648), OPPOSITE RSEB OFFICE, BAGAR ROAD, JHUNJHUNU, (RAJASTHAN) PIN-333023  
PH :01592-233853/9414346562.

966.## VISHWAKARMA AUTOMOBILES (3071), HPC DEALER, RANI SATHI ROAD, JHUNJHUNU, (RAJASTHAN) PIN-333001  
PH :015972-32441.

**JODHPUR**

967.\* P.D. MOTORS (3340), NATIONAL HIGHWAY NO. 65, PALI ROAD, NEAR JHALAMAND CHORAYA, JODHPUR PIN-342005  
PH :0291-2724485/2722485.

968.## DEORA MOTORS (5353), UPPER UNDER BRIDGE, PAOTA 'C' ROAD, JODHPUR, DISTRICT - JODHPUR, RAJASTHAN PIN-342006  
PH :0291-9829026069/2550707.

**KALWAR**

969.## ROHLANIYA MOTORS (5554), KALWAR MAIN TIRHIA, NEAR KHARBAS, NEAR PETROL PUMP, JHOTWARA ROAD, DISTRICT - KALWAR, RAJASTHAN PIN-302017  
PH :0141-9829055634.

**KISHANGARH**

970.## RADHA SWAMI AUTOMOBILES (440), MADANGANJ, KISHANGARH, (RAJASTHAN) PIN-305801  
PH :01463-244423/9252059798.

**KOTA**

971.## FRIENDS AUTOMOBILES (3679), KOTA BUNDI ROAD, NH 12, OPP. HOTEL MENAL RESIDENCY, KOTA PIN-324008  
PH :0744-2372360/9828529479.

**KOTPUTLI**

972.## VIKAS MARUTI (4970), NH-8, NEAR MNA GAS AGENCY GODOWN, KOTPUTLI, RAJASTHAN PIN-303108  
PH :1421-9352307313.

**KUCHAMAN**

973.## DALUKA AUTO SALES (4565), NEAR MEENU AUTO TYRE, DIDWANA ROAD, KUCHAMAN, RAJASTHAN PIN-341508  
PH :01586-220215/ 9414433240.

**MAKRANA**

974.## GEHLOT MOTORS (454), OPPOSITE TO G.S.S, MANGLANA ROAD, MAKRANA, RAJASTHAN PIN-341505  
PH :01588-243076/243376.

**MERTA**

975.## DELUX CAR SERVICE CENTRE (3856), KUCHERY ROAD, MERTA CITY, DISTT. NAGAU PIN-341510  
PH :01590-230559/9460066196.

**NAGAU**

976.\* CLASSIC AUTOMOBILES (1179), DIDWANA ROAD, (DELHI GATE), NAGAU, (RAJASTHAN) PIN-341001  
PH :01582-242646/243019/9414235552.

**NEWAI**

977.## HEENA MOTORS (5568), NEWAI BYEPASS, NEAR JHILAY MOAD, NEWAI, DISTRICT - TONK, RAJASTHAN PIN-304021  
PH :9413063376, 7877663246.

**PILANI**

978.## MARUTI CARE CENTRE (3073), RAJGARH ROAD, SHANTI NAGAR, PILANI DISTT. JHUNJHUNU, RAJASTHAN PIN-333031  
PH :01596-242232/244459.

**PINDWARA**

979.## RONEJA MOTORS (5758), NH 14, OPP PATNAIK MIDWAYA, PINDWARA, DISTRICT-SIROHI, RAJASTHAN PIN-307022  
PH :9461221104.

**RAILMAGRA**

980.## SAI MOTORS (5779), DARIBA FATEHNAGAR ROAD, BORIWAL FILLING STATION, RAILMAGRA, DISTRICT - RAJSAMAND, RAJASTHAN PIN-313329  
PH :9460725455.

**RAINWAL**

981.## MAHALAXMI AUTO CARS (5566), OPP ROHINI NAGAR IST, PHAGU ROAD - RAINWAL, DISTRICT - JAIPUR, RAJASTHAN PIN-302025  
PH :0141-9928089224.

**RAJSAMAND**

\*\* A-Category Mass : Free & paid Service, Major repairs & Accidental repairs

## C-Category Mass : Free & paid Service & Minor repairs

\* B-Category Mass : Free & paid Service & Major repairs

# D-Category Mass : Free Service & Minor repairs

MARUTI AUTHORISED SERVICE STATIONS (MASS) (AS ON 01.01.2018 )

|                       |  |                     |   |                   |  |                    |   |
|-----------------------|--|---------------------|---|-------------------|--|--------------------|---|
| 982.##                | VIPUL SHARMA (2170), C/O N.L. SHRIMALI,BEHIND PAWAN HOTEL,EXCISE OFFICE KI GALI,RAJNAGAR DIST. RAJUSAMAND (RAJ.) PIN-313 326 PH :02952-224108/223508.    | 991.##              | ROHIN SERVICE STATION (2646), N.H.15 BIKANER ROAD,OPP. G.S.S. POWER HOUSE,SURATGARH,(RAJASTHAN) PIN-335804 PH :01509-222514/9413377914. | 1000.##           | K.P.K.AUTOMOTIVE (5547), SF NO.460/2,TIRUPPUR MAIN ROAD,AVINASHILINGAMALAYAM,AVINASHI, DISTRICT-COIMBATORE,TAMILNADU PIN-641654 PH :04296-275784/9994937784. | 1011.##            | AUTO TECH (3445), NO.6 G.S.T. ROAD,KAMATCHI COLONY,SANATORIM,CHENNAI PIN-600040 PH :044-22418315/2238888/22383972/9840375524  |
| <b>RAWATBHATA</b>     |  | <b>TIJARA</b>       |   | <b>BHAVANI</b>    |  |                    |   |
| 983.##                | APNA MARUTI GARAGE (5940), OPP. RAM TEKRI MANDIR,PRATAP MARKET,MAIN ROAD, RAWATBHATA,DISTRICT-CHITTORGARH,RAJASTHAN PIN-323305 PH :9461221104.           | 992.##              | SANJAY MOTORS (5875), ALWAR ROAD,NEAR BOLLYWOOD FARM,TIJARA,DISTRICT-ALWAR,RAJASTHAN PIN-301001 PH :9414215875/9251415875.              | 1001.##           | CAR ZONE AUTO SERVICE (5332), METTUR MAIN ROAD,NATARAJAPURAM BHAVANI,DISTRICT - ERODE,TAMILNADU PIN-638301 PH :04256-9842485670.                             | 1012.*             | VAISHALI MOTORS (4529), 4/577 RAJIV STREET,OLD MAHABALIPURAM ROAD,KOTTIVAKAM,CHENNAI PIN-600041 PH :044-24542233/9840138888.  |
| <b>SALUMBAR</b>       |  | <b>TONK</b>         |   | <b>CHENGLEPUT</b> |  | 1013.*             | PERFECT MARUTI CARE (4632), NO. 51/26,4TH MAIN ROAD,RAJA ANNAMALLI PURAM,CHENNAI PIN-600028 PH :044-9789974300/24323328.  |
| 984.##                | SWASTIK MOTORS (5974), GANESH GHANTI, BANSWARA ROAD,SALUMBAR,DISTRICT-UDAIPUR,RAJASTHAN PIN-313027 PH :02906-231269/9414759341.                          | 993.##              | SUMIT MARUTI (4566), KOTA ROAD,TONK,RAJASTHAN PIN-304001 PH :0143-9214659749/2253228.   | 1002.##           | AMMA AUTOMOBILES (2941), 57-A/1 THIRUKAZHUKUNDRAM ROAD,CHENGALPATTU,(T.N.) PIN-603002 PH :044-27421059/9842375112.   | 1014.**            | NSK MARUTI (4975), 2/247, AST COAST ROAD,NLANKARAI,CHNNAI,TAMIL NADU PIN-600041 PH :044-24493839/9841047232/9884323852.   |
| <b>SANCHOR</b>        |  | <b>UDAIPUR</b>      |   | <b>CHENNAI</b>    |  | 1015.##            | ABIRAMI MOTORS (5131), 6 ANNA NEDUMATHAI,CHOO LABEDU,CHENNAI,TAMIL NADU PIN-600094 PH :044-9840017558/23610806.   |
| 985.##                | S.M. RAO AUTOMOBILES PVT. LTD. (5878), 197, KHASARA NO 643/455, NH-15, GARDHALLI,SANCHOR,DISTRICT-JALOR,RAJASTHAN PIN-343041 PH :2979-223740/9982214381. | 994.**              | ALOK AUTOMOBILES PVT. LTD. (1977), B.N. COLLEGE PREMISES,OPP. DALAI PETROL PUMP,SEVASHRAM ROAD,UDAIPUR PIN-313001 PH :0294-411463.      | 1003.*            | EASVARI MOTORS PRIVATE LIMITED (1431), W-110 ANNA NAGAR,CHENNAI PIN-600040 PH :044-9840820212.   | <b>CHIDAMBARAM</b> |   |
| <b>SAWAI MADHOPUR</b> |  | <b>TAMIL NADU</b>   |   | 1004.**           | SWAMY AUTOMOBILES (456), 23 CASA MAJOR ROAD,EGMORE,CHENNAI PIN-600008 PH :044-28194815/ 28194135/ 9840891916.  | 1016.##            | HI-TECH MARUTI (3231), NO.45, SITHIVEL NAGAR, SALIYANTHOPPU,BYE PASS ROAD,CHIDAMBARAM,DISTRICT-CUDDALORE,TAMILNADU PIN-608001 PH :0444-228589/9585538671/9585538672.                    |
| 986.##                | MAHALAXMI AUTOMOBILES (5757), WARD NO 4,BYE PASS ROAD,SHRI MADHOPUR,DISTRICT- TONK,(RAJASTHAN) PIN-332715 PH :9887498033.                                | <b>AMBUR</b>        |   | 1005.*            | WHEELS AUTO (469), 40 KASTURIBA NAGAR,1ST CROSS ROAD,ADYAR,CHENNAI PIN-600020 PH :044-24422971/9840138888.   | <b>COIMBATORE</b>  |   |
| <b>SIKAR</b>          |  | <b>ARAVAKURICHI</b> |   | 1006.**           | O.M.S. MOTORS (P) LTD. (2140), NO.27 VELACHERY MAIN ROAD, RAM NAGAR NORTH,MADIPAKKAM,CHENNAI (TAMIL NADU) PIN-600091 PH :044-2258181581/9444081390.          | 1017.##            | TDK AUTO MOBILES PVT. LTD. (160), 9A NEHRU STREET,B.R. PURAM AVINASI ROAD,PEELAMEDU,COIMBATORE PIN-641004 PH :0422-2577898/2572571/9952300666.  |
| 987.**                | RAJ AUTOMOBILES (5534), SUSHIL TRADING CO. STATION ROAD,SIKAR,DISTRICT - SIKAR,RAJASTHAN PIN-332001 PH :01572-240721/240722.                             | 997.#               | GOWRI MARUTI (5570), OPPOSITE IOCL PETROL PUMP,NH-7, ARAVAKURICHI,DISTRICT - KARUR,TAMILNADU PIN-639201 PH :9994818043.                 | 1007.##           | EASVARI MOTORS PRIVATE LIMITED (2236), AC-123 4TH AVENUE SHANTHY COLONY,ANNA NAGAR-CHENNAI,CHENNAI,MAHARASHTRA PIN-600040 PH :044-26612837/9840820212.       | 1018.##            | LOTUS AUTOMOBILES (4758), 1647-A AVINASHI ROAD,HOPE COLLEGE,PEELAMEDU,COIMBATORE (TAMILNADU) PIN-641004 PH :0422-766771009/9842265133.  |
| <b>SRIGANGANAGAR</b>  |  | <b>ARCOT</b>        |   | 1008.*            | P.A. SERVICE STATION (2346), NO. 1 GOVINDARAJ ALUMEL AMMAL NAGAR,NEAR 100 FEET ROAD,AGRAHARAM, KORATTUR,CHENNAI PIN-600076 PH :044-25012075/9840378025.      | 1019.*             | SOUTH INDIA MOTORS (MARUTI) (4752), 9A/3 AVINASHI ROAD,NEAR KMCH POLICE CHECK POST,CIVIL AERODROME POST, SITRA,COIMBATORE (TAMIL NADU) PIN-641014 PH :0422-9843315065, 6560552/2592579. |
| 988.##                | ROHIT UDYOG (1132), 75 K-BLOCK,SRIGANGANAGAR PIN-335001 PH :0154-9414093565/2474823.   | 998.##              | HARI AGENCIES (468), 12-A ANNA SALAI,ARCOT N.A.A.DT. PIN-632503 PH :04172-234050/9442225070.  | 1009.##           | KARS KARE SERVICE CENTRE (2579), 648 T.H. ROAD,TONDIARPET,CHENNAI PIN-600081 PH :044-25917671/9841070589.  | 1020.##            | GURU AUTO GARAGE (4965), 2/98, IRUGUR ROAD, NEAR BSNL OFFICE,CHINNAMPALAYAM,COMBATORE,TA MIL NADU PIN-600014 PH :0422-9843256247/2625295.   |
| 989.*                 | NAGPAL MOTORS (3341), NAGPAL COMPLEX,SUKHARIA CIRCLE,SRIGANGANAGAR PIN-335001 PH :0154-9414090666.   | <b>ATTUR</b>        |   | <b>COONOOR</b>    |  |                    |   |
| <b>SUJANGARH</b>      |  | <b>AVINASHI</b>     |   |                   |  |                    |   |
| 990.##                | SHRI CHARBHUJA MARUTI (4924), LANDU ROAD,SUJANGARH,DISTRICT-CHURU,RAJASTHAN PIN-331506 PH :01568-222291/ 9828118827/9783455755.                          |                     |   |                   |  |                    |   |
| <b>SURATGARH</b>      |  |                     |   |                   |  |                    |   |

\*\* A-Category Mass : Free & paid Service, Major repairs & Accidental repairs

\* B-Category Mass : Free & paid Service & Major repairs

## C-Category Mass : Free & paid Service & Minor repairs

# D-Category Mass : Free Service & Minor repairs

**MARUTI AUTHORISED SERVICE STATIONS (MASS) (AS ON 01.01.2018 )**

1021.## SHANTHI AUTO CARE (6054), FIGURE OF 8  
ROAD, COONOR, NILGRIS, (TAMIL NADU)  
PIN-643101  
PH :0423-2330652/9443089750.

**CUDDALORE**

1022.## SUNTAR AUTOS (2134), KTR  
BUILDINGS, CHIDAMBARAM  
ROAD, CUDDALORE PIN-607002  
PH :04142-223825/9842345690.

**CUMBUM**

1023.## SRI BALAJI MOTOR WORKS (3139), 221-A  
1/3 THENI ROAD, NEAR REGULATED  
MARKET, UTHAMAPURAM, CUMBUM  
PIN-625516  
PH :04554-2742452/9994169309.

**DINDIGUL**

1024.\* MAGNUM MOTORS (1241),  
MEENACHINACKEN PATTY, NH-7 BYE- PASS  
ROAD, DINDIGUL, (TAMIL NADU) PIN-624002  
PH :0451-2432751/2424578/9842120340/98422313  
40.

**ERODE**

1025.\*\* SRI KRISHNA AUTOMOBILE ENTERPRISES  
(2320), 560 CAUVERY ROAD, ERODE  
PIN-638003  
PH :0424-2218010/2218011.

1026.\*\* SRI SAKTHI CARE (1055), NO.21 & 22  
(TS-10), POOSARI CHENNIMALAI  
BACKSIDE, ERODE PIN-638009  
PH :0424-2273438/2273110/9842855157.

**GADALUR**

1027.## GREENWAY MARUTI SERVICE CENTER  
(5471), KALAMPUZHAI, D.O. NO  
12/59-3, GUDALUR, DISTRICT -  
NILGIRLS, TAMILNADU PIN-643001  
PH :04262-261699/9443603815.

**GOBICHETTYPALAYAM**

1028.## HI-TEC AUTO GARAGE (2426), 4/388-A  
BHARATHI DASAN NAGAR, ERODE MAIN  
ROAD, KULLAMPALAYAM P.O./1ST  
VAIKKAL, GOBICHETTYPALAYAM PIN-638476  
PH :04285-246636/9842447725.

**HOSUR**

1029.## AUTO SCAN (2070), 58-B BANGALORE  
ROAD, HOSUR, (TAMIL NADU) PIN-635109  
PH :04344-244371/9363344371.

1030.## SRI VINAYAKA MOTORS (3848), 5/2C/1 (OPP  
TAMIL NADU HOTEL), BYE PASS  
ROAD, HOSUR PIN-635109  
PH :04344-245036/9443245096.

1031.\*\* BALAJI MOTORS (5136), PLOT NO.11  
MARUTHI NAGAR, NEAR T.V.S. AGENCIES (T  
V S SHOWROOM), KRISHNAGARI MAIN  
ROAD- HOSUR, TAMILNADU PIN-635109  
PH :04344-9842755402/260664.

**KALPAKKAM**

1032.# MARUTI MOTORS (4253), SURVEY  
309/5-A, PUDUPATTINAM VILLAGE  
PANCHAYAT, THIRUKALUKUNDRAM  
TALUKA, KANCHEEPURAM, KALPAKKAM  
PIN-603102  
PH :9443366535, 9842323702.

**KANCHEEPURAM**

1033.\* SVS MARUTI SERVICE CENTRE (5466), NO  
46.C KARUKINIL AMARANTHAVAL KOIL  
STREET, METTU STREET, OPP. GANESH  
SAWMILL - KANCHEEPURAM, TAMILNADU  
PIN-631501  
PH :044-9994332290/67277888.

**KANGAYAM**

1034.## SRI ARUN CAR CARE (3949), COIMBATORE  
ROAD, NEAR IBP PETROL BUNK, KANGAYAM  
PIN-638701  
PH :04257-9360008642/9443329526.

**KARAIKUDI**

1035.## SURABI MOTORS (2340), NO.11 TRICHY  
MAIN ROAD, (NEAR RAILWAY  
CROSS), SRI RAM NAGAR,  
KOTAIYUR, KARAIKUDI PIN-630001  
PH :04565-286853/9443351484.

**KARUMATHAMPATTY**

1036.## SIVAN MOTORS (3832), OPP IBP NH47, NEAR  
KONGU VELLALAR  
SCHOOL, KARUMATHAMPATTY PIN-641659  
PH :0421-2336290/ 9842231819.

**KARUR**

1037.\*\* SRI SAKTHI AUTO CARE (2532), 3/291 COVAI  
ROAD, VADIVEL NAGAR L.N.S.  
POST, KARUR, (TAMIL NADU) PIN-639002  
PH :04324-227289/9842426585.

**KOVILPATTI**

1038.## CLASSIC AUTOMOBILES (6037),  
NO.3/71, NELLAI MAIN  
ROAD (NH-7), MADURAI, BYE PASS ROAD,  
INAMANIYACHI, KOVILPATTI, TAMILNADU  
PIN-628502  
PH :04639-9442501479/9442552000.

**KRISHNAGIRI**

1039.## THIRUTHANIGAI MOTORS (2427),  
SALEM-CHENNAI BYE PASS  
ROAD, KRISHNAGIRI, (TAMILNADU)  
PIN-635001  
PH :04343-231532/9842757017.

**KUMBAKONAM**

1040.## SRI SAKTHI MOTORS (4330), T.S.N 581,  
584, DOOR NO. 30, ULLKAM STREET, NEAR  
OLD BUS STAND, KUMBAKONAM PIN-612001  
PH :0435-2403786/ 2431513, 9443131513.

**MADURAI**

1041.## FRIENDLY MOTORS (3141), 32 PALAM  
STATION ROAD, NEAR LIC BUS  
STOP, SELLUR, MADURAI PIN-625002  
PH :0452-9842414041/265255.

1042.## SHALOM MOTORS (4629), THENI MAIN  
ROAD, ACHAMPATHU, NEAR BHARAT  
PETROLEUM, MADURAI PIN-625019  
PH :0452-9442058150/ 9865357772.

**MADURANTHAKAM**

1043.## MARUTHI MOTORS (6036), NO.33, G.S.T.  
ROAD, KARUNGUZHAI, MADURANTHAKAM, DIS  
TRICT-KANCHIPURAM, TAMILNADU  
PIN-603303  
PH :0427-9443354073.

**MAYILADUTHURAI**

1044.## R.M.S. MARUTI AUTO (2237), 53/54  
MAHADHANA  
STREET, MAYILADUTHURAI, (TAMIL NADU)  
PIN-609001  
PH :0364-222685/9842922665.

**NAGAPATTINAM**

1045.\* MARUTI-TECH (1671), RAJATHI  
COMPLEX, OPP. TNEB BIKARA, TIRUVARUR  
ROAD, NAGAPATTINAM PIN-611001  
PH :04365-9842653718/9842409032.

**NAGARCOIL**

1046.\* SRI GANAPATHI MOTORS (1629), NO.12  
JAWAHAR STREET, R.V.  
PURAM, NAGARCOIL, NAGERCOIL  
PIN-629001  
PH :04652-233970/233980/9344695657.

**NAMAKKAL**

1047.## ARUNA MOTORS (1461), MARUTI SERVICE  
CENTRE, OPP. N.S.R. BUILDING, SALEM  
MAIN ROAD, NAMAKKAL PIN-637001  
PH :04281-275761/9842775761.

**NEYVELI**

1048.## SRI MARUTHI MOTOR SERVICE (1458), 8-A  
DAILY BAZAR, BLOCK-19, NEYVELI  
PIN-607803  
PH :04142-324253/9443203191.

**PALLADAM**

1049.# CHENDU MOTORS (4333), KALIVELAMPATTI  
PIRIVU, TRICHY  
ROAD, PALLADAM, COIMBATORE DIST  
PIN-641662  
PH :04255-255805, 9842225058.

**PALLAVARAM**

1050.\* VBK MOTORS (4463), OLD NO. 99, NEW NO.  
91, G.S.T ROAD, ALVITONE ESTATE, (BEHIND  
LAKSHMI THEATRE), PALLAVARAM,  
CHENNAI PIN-600043  
PH :044-42326210/20/30, 9841425030.

**PARAMAKUDI**

1051.# SIVA AUTOMOBILES (4542), NEAR  
SRIKUMARA SUBRAMANIYA SWAMY  
TEMPLE, OPP FIRE STATION, MADURAI  
RAMESWARAM ROAD, PARAMAKUDI,  
RAMNAD DIST PIN-623707  
PH :04564-9944258794/231253.

**PARAMATHIVELUR**

1052.## RADHA CAR CARE (5828), NO 96/1, BYE  
PASS ROAD, VETTUKATTU PUDAR, PIRIVUR  
ROAD, PARAMATHIVELUR-638182, DISTRICT-  
NAMAKKAL, TAMILNADU PIN-638182  
PH :04268-220009/9600499600.

**PERUNDURAI**

1053.## PRIYAM AUTOMOBILES (3036), 139 KOVAI  
MAIN ROAD, PERUNDURAI, (TAMIL NADU)  
PIN-638052  
PH :04294-9842744944/9842756006.

**POLACHI**

1054.\* J D & COMPANY (6055), COIMBATORE  
ROAD, POLLACHI PIN-642002  
PH :04294-220262/223828/9443172635.

**RAJAPALYAM**

1055.## RAJA MOTORS (4128), 3 MADURAI, BY-PASS  
ROAD, NEAR JANAKI RAM  
TEXTILES, RAJAPALAYAM PIN-626117  
PH :04563-9976606021.

**RASIPURAM**

1056.## ROYAL AUTO CARS (4052), 5/120 NH-7,  
SALEM MAIN ROAD, NEAR TSTC DEPOT,  
MUTHUKALPATTI POST, RASIPURAM  
TALUK, NAMAKKAL DISTRICT PIN-637408  
PH :04287-9443230339.

**RED HILLS**

\*\* A-Category Mass : Free & paid Service, Major repairs & Accidental repairs

## C-Category Mass : Free & paid Service & Minor repairs

\* B-Category Mass : Free & paid Service & Major repairs

# D-Category Mass : Free Service & Minor repairs

MARUTI AUTHORISED SERVICE STATIONS (MASS) (AS ON 01.01.2018 )

1057.## UNIQUE CAR CARE (5868), NO.54,FIRST STREET,MANIKANDAPURAM,RED HILLS-THIRUVALLUR HIGHWAY,RED HILLS,TAMILNADU PIN-600062 PH :044-26373939/9841059295.

SALEM

1058.## MEENATCHI AUTO (2940), 57 KALARAMPATTY MAIN ROAD,(NEAR DEVI THEATRE),SALEM,(T.N.) PIN-636015 PH :0427-9443201001/2254426.

1059.\*\* NATSUN MOTORS (6029), NO.220,BANGALORE BYE PASS ROAD (NH-7),KODALAMPATTY, SALEM,DISTRICT-SALEM,TAMILNADU PIN-636010 PH :0427-9842704499/9942104477.

SANKAGIRI

1060.## TECH ZONE AUTO SERVICE (2640), 10/78 BHAVANI MAIN ROAD,(NEAR ERODE PIRIVU),SANKAGIRI SALEM DISTT. PIN-637303 PH :04283-244523/9842709103.

SANKARANKOIL

1061.## RAJA MOTORS (4555), RALAPALAYAM ROAD,OPPOSITE TO LIC BUILDING,SANKARANKOIL PIN-627756 PH :04633-9994409363.

SATHYAMANGALAM

1062.## CAR ZONE AUTO SERVICE (5762), NEAR RTO OFFICE-COIMBATORE MAIN ROAD- SATHYAMANGALAM,DISTRICT-EROD E,TAMILNADU PIN-638402 PH :04295-9842286801.

THANJAVUR

1063.## R K P MOTORS (5238), 121/7.THANJAVUR KUMBAKONAM,HIGHWAY PALLIAGRAHARAM,THANJAVUR,TAMILNAD U PIN-613003 PH :04362-9976725555.

THENI

1064.## SATHURAGIRI MOTOR WORKS (1650), 3-1-31 TO 36,CUMBUM ROAD,THENI,(TAMIL NADU) PIN-625531 PH :04546-264663/9047011678/9047033678.

THENKASI

1065.## CARE ZONE (3766), 5/164(1) KUTHUKKAL VALASAI,MADURAI ROAD,TENKASI,(TAMIL NADU) PIN-627811 PH :04633-9842133134/280803.

TIRUCHENDUR

1066.\* CLASSIS AUTOMOBILES (4355), 269/2,V.K.N NAGAR,PALAYAMKOTTAI ROAD,TIRUCHENDUR PIN-628215 PH :04639-246043/246043/9442246043.

TIRUNELVELI

1067.## FRIENDS INDIA AUTO CLINIC (5030), NO.16 D.BYE PASS ROAD,VANNARAPETA,TIRUNELVELI,TAMIL NADU PIN-627003 PH :0462-2501238/9843006111.

TIRUPUR

1068.\*\* LAKSHMI MOTORZ (2461), 4/146 PALLADAM ROAD,OPP. LAKSHMI KALYANA MANDAPAM,TIRUPUR,(T.N.) PIN-641604 PH :0421-2215959/2214799/9842233959.

TRICHY

1069.\* VYTHES MOBILE PARK (443), 8/6 TANJORE ROAD,THIRUCHIRAPALLI PIN-620008 PH :0431-2200716/2200718/9443152529.

UDAMALAPET

1070.\* S.R.K. MOTORS (1456), C-109 GANDHI NAGAR,UDAMALAPET,COIMBATORE (DT.),TAMIL NADU) PIN-642154 PH :04252-232805/229019/9843011520.

VELLORE

1071.\* MARUTI AUTO SERVICE (2844), 106 (OLD NO.: 78),KATPADI ROAD,GANDHI NAGAR,VELLORE (T.N.) PIN-632006 PH :0416-2243422/2245222/9994832099/98430934 22.

VILLUPURAM

1072.## RAGAVENDRA MOTORS (2361), 2/3 MADRAS TRUNK ROAD,VILLUPURAM,(TAMIL NADU) PIN-605602 PH :9244555860/864/862.

VRIDDHACHALAM

1073.# VISHWA MARUTI CARE CENTER (5463), NO412,PERIYAR NAGAR (NEAR FIRE SERVICE STATION),VRIDDHACHALAM,DISTRICT - CUDDALORE,(TAMILNADU) PIN-606001 PH :04143-9842246092/238095.

TRIPURA

AMBASSA

1074.## CHAKRABORTY MECHANICAL WORKSHOP (5351), NH-44, NEAR ZILLA PARISWAD OFFICE,AMBASSA,DISTRICT - DHALAI,TRIPURA PIN-799289 PH :9436136054.

BELONIA

1075.## JOY UDYOG (3977), KALINAGAR,BELONIA,SOUTH TRIPURA PIN-799155 PH :03823-9436799415/9774805210.

DHARMANAGAR

1076.## RAJ AUTOMOBILES (2868), STATION ROAD,RAJABARI,DHARMANAGAR,TRIPURA (NORTH) PIN-799253 PH :03822-234670/9436477578.

UDAIPUR (WEST)

1077.## RAMKRISHNA MARUTI ENGINEERING (4865), RAJARBAGH MOTOR STAND,UDAIPUR WEST,DISTRICT-TRIPURA SOUTH PIN-799120 PH :9436135422.

UDAYPUR

1078.## SUR UDYOG (3963), TOWN FULKUMARI NO. 1,BRAMHABARI, P O UDAIPUR COURT,UDAYPUR,TRIPURA SOUTH PIN-799001 PH :03821-9862276650.

UTTAR PRADESH

AGRA

1079.## GAYATRI MOTORS (4730), 101-102, SHASHI NAGAR, CHANDRAKALA-,COMPLEX SIKANDRA BODLA ROAD,AGRA,(UTTAR PRADESH) PIN-282008 PH :9319129910.

1080.\*\* RAJPUT MOTORS (5166), 44/320 B.MAUZA BODLA, AGRA,DISTRICT - AGRA,UTTAR PRADESH PIN-282007 PH :9319185751/9319108310.

ALIGARH

1081.## KAPIL AUTOMOBILES (1344), OLD KHURJA BUS STAND,G.T. ROAD,ALIGARH(U.P.) PIN-202001 PH :9837007836.

1082.## KAR SCAN CENTRE (449), RAMGHAT ROAD,KWARS,ALIGARH PIN-202002 PH :0571-9927001133/3292217.

ALLAHABAD

1083.## ANSHUMAN AUTOMOBILES (4833), 353, NAINI BAZAR NAINI,DISTRICT ALLAHABAD,ALLAHABAD,UTTAR PRADESH PIN-211008 PH :0532-8335138119/2696474.

1084.\*\* KAY CEE AUTOMOBILES (2155), 72/60 L.B. SHASTRI MARG,ALLAHABAD PIN-211006 PH :0532-2420225/2420434.

1085.## TRIBENI MOTORS (2539), 23 KANPUR ROAD,ALLAHABAD,(U.P.) PIN-211001 PH :0532-2624699.

ALMORA

1086.## AROMA AUTOMOBILES (3149), THE MALL,ALMORA,(UTTARANCHAL) PIN-263001 PH :05962-33081/33432.

AMROHA

1087.## SUNNY MOTORS (2165), BIJNORE ROAD,J.P. NAGAR,AMROHA,(U.P.) PIN-244221 PH :51111.

AURAIYA

1088.## VINAYAK AUTOMOBILES (2842), OPP. NTPC COLONY IIND GATE,PHAPHUND ROAD,DIBIYAPUR,AURAIYA (U.P.) PIN-206244 PH :05683-283639.

1089.\*\* SINGH AUTOMOBILES (5248), KANPUR ROAD, AURAIYA,DISTRICT - AURAIYA,UTTAR PRADESH PIN-206122 PH :05683-9412284024/245428.

AZAMGARH

1090.## BHAGIRATHI MOTORS (4674), SARFUDDINPUR,P.O. SADAR,AZAMGARH,UTTAR PRADESH PIN-276001 PH :05462-9450029647/243702.

BABUGARH

1091.\* GURUNANAK AUTOMOBILES (5977), NH-24, NR. TOLL PLAZA, BABUGARH,VILL SIMROLI, GHAZIABAD,DISTRICT-GHAZIABAD,UTTAR PRADESH PIN-245101 PH :9971792397.

BAGHPAT

1092.# KAUSHIK MOTORS (4473), DELHI ROAD,BAGHPAT,UTTAR PRADESH PIN-250609 PH :0121-9412410412, 9837800582, 9411263023.

BALRAMPUR

1093.## D M AUTOMOBILES (3833), NEAR BCM, POST SIRSIYA,GONDA ROAD,BALRAMPUR PIN-271201 PH :05263-9415071840/235782.

BANDA

1094.## CHAUDHARY TRACTORS (2249), STATION ROAD,BANDA,(U.P.) PIN-210001 PH :05192-224882/224202.

BARAUT

\*\* A-Category Mass : Free & paid Service, Major repairs & Accidental repairs

## C-Category Mass : Free & paid Service & Minor repairs

\* B-Category Mass : Free & paid Service & Major repairs

# D-Category Mass : Free Service & Minor repairs

## MARUTI AUTHORISED SERVICE STATIONS (MASS) (AS ON 01.01.2018 )

1095.## HIGH TECH ENGINEERS (4821), 216/5  
SAHARANPUR ROAD,BARAUT PIN-250611  
PH :01234-263327/941220547/983716887.  
1096.## SIGNET AUTOMOBILES (4441), NEAR  
INDUSTRIAL POLICE CHOWKI DELHI  
ROAD,BARAUT,DISTT BAGHPAT (U.P)  
PIN-250611  
PH :01234-267164/9412831171/98411833140.

**BAREILLY**

1097.\*\* SAVVY MOTORS (4559), BALWANT MOTORS  
BUILDING,131 CIVIL LINES,NEAR DAINIK  
JAGRAN,BAREILLY (UTTAR PRADESH)  
PIN-243001  
PH :0581-2420907/ 2420143.  
1098.## S P MOTORS (5746), 383, SURKHA CHAWNI,  
NAINITAL  
ROAD,BAREILLY,DISTRICT-BAREILY,UTTAR  
PRADESH PIN-243001  
PH :0581-09412479140/2412829.

**BIJNOR**

1099.## SARDAR MOTORS (4671), DELHI HIGHWAY  
ROAD,4TH KM MILE STONE,BIJNOR,UTTAR  
PRADESH PIN-246701  
PH :01342-9837265076/262410.

**BULANDSHAHR (U.P.)**

1100.## DELHI AUTO ENGRS (1351), NEAR PANDIT  
PETROL  
PUMP,BHOOR,G.T.ROAD,BULANDSHAHR  
PIN-203001  
PH :05732-234888/9359155333.

**CHANDPUR (U.P.)**

1101.## BHARTI AUTOMOBILES (1777), DHANORA  
ROAD,CHANDPUR,DISTT. BIJNOR,(U.P.)  
PIN-246725  
PH :01345-221441/9837380551.

**CHITRAKOOT**

1102.\* SHYAM MOTORS (4367), BUS  
STAND,KARWI,CHITRAKOOT PIN-210205  
PH :05198-236996, 235150, 9415143900.

**DADRI**

1103.## NATIONAL MOTOR AGENCY (5143), NOIDA  
ROAD,DADRI,DISTRICT - GAUTAMBUDH  
NAGAR,UTTAR PRADESH PIN-203207  
PH :0120-981846888/2667033.

**DANKAUR**

1104.## YASH MOTORS (5934), SIKANDRABAD  
ROAD, NEAR KISAN INTER  
COLLEGE,DANKAUR,DISTRICT- GAUTAM  
BUDH NAGAR,UTTAR PRADESH PIN-203201  
PH :-9410491590.

**DEOBAND**

1105.## PRACHI MOTORS (3361), ADJACENT TO  
CIVIL COURTS,G.T. ROAD,DEOBAND,DISTT.  
SAHARANPUR (U.P.) PIN-247554  
PH :01336-22900/9359246585.

**DEORIA**

1106.\*\* CLASSIC MOTORS (2971), D-13/14  
INDUSTRIAL ESTATE,OPPOSITE RTO  
OFFICE,GORAKHPUR ROAD,DEORIA (U.P.)  
PIN-274001  
PH :-9415080981.

**DHAMPUR**

1107.## AUTAR AUTOMOBILES (4846), NOORPUR  
ROAD,DHAMPUR,DISTRICT-BIJNOR,UTTAR  
PRADESH PIN-246761  
PH :01344-220440, 230074,  
9411833140,9897073113.

**FAIZABAD**

1108.\* S K MOTORS (4672), CHANDPUR HARBANS  
ALLAHABAD ROAD,NH-96,FAIZABAD,UTTAR  
PRADESH PIN-224001  
PH :-9335981364/9335305129.

**FARUKHABAD**

1109.## SANDEEP MOTORS (4161), THANDI  
SADAK,OPP. JITENDRA GAS  
GODOWN,FARUKHABAD,UTTAR PRADESH  
PIN-209625  
PH :05692-228321/228205/9838840322-321.  
1110.## APOORVA MOTORS (4675), SATAPUR  
MAINDIR ROAD,FARRUKHABAD,DISTRICT  
FARRUKHABAD,UTTAR PRADESH  
PIN-209625  
PH :-9451880650/9336051151.

**FATEHPUR SIKRI**

1111.## LAXMI MOTORS (5943), FATEHPUR SIKRI  
ROAD, KHEDA KORAI,FATEHPUR  
SIKRI,DISTRICT-AGRA,UTTAR PRADESH  
PIN-283110  
PH :-9837749949.

**FIROZABAD**

1112.## GOVIND AUTOMOBILES (1739), OPP.  
IMPERIAL GLASS SHOWROOM,S.N.  
ROAD,FIROZABAD,(U.P.) PIN-283 203  
PH :05612-244650.

1113.\*\* AMAN MOTORS (4366), OPP CAR CARE  
(INDIA),BYE PASS ROAD,FIROZABAD,UTTAR  
PRADESH PIN-283203  
PH :05612-281546/9219400877.

**GANGOH**

1114.# SHRI KRISHNA MOORS (5939), BYE PASS  
ROAD RAM GARH,  
GANGOH,DISTRICT-SAHARANPUR,UTTAR  
PRADESH PIN-247341  
PH :-9719471747.

**GHAZIABAD**

1115.\* D.N. AUTOLAND (272), E-4 MEERUT  
ROAD,INDUSTRIAL AREA,(NEAR OLD  
MEERUT CHUNGI),GHAZIABAD PIN-201001  
PH :0120-6521037/2724316/9810140000.  
1116.\* CHAWLA AUTOMOBILES (2643), 67  
AMBEDKAR ROAD,OPP. NEHRU YUVA  
KENDRA,GHAZIABAD PIN-201003  
PH :0120-2797021/9811720929/9810663366.  
1117.\* SHIVA MOTORS (3343), 17TH KM  
STONE,118-119 SHIVPURI,SECTOR-9 VIJAY  
NAGAR BYEPASS NH-24,GHAZIABAD (U.P.)  
PIN-201009  
PH :2744400/3232590/9891464349.  
1118.\*\* KRISHNA AUTOMOBILES (5356), 101 LAL  
KUAN SHIV MANDIR,BULANDSHAHAR  
ROAD,DISTRICT - GHAZIABAD,UTTAR  
PRADESH PIN-201001  
PH :-9810311475/9999506820.  
1119.## S P MOTORS (4973), HAPUR BYPASS  
ROAD,MEHRAULI,GHAZIABAD PIN-201001  
PH :0120-9350936262/2824443.

**GONDA**

1120.\* PANKAJ AUTOMOBILES (1370), C/O NEW  
DELHI MOTOR WORKS,BARAICH  
ROAD,GONDA PIN-271001  
PH :05262-232812.  
1121.\*\* AMAN MOTORS (3858), PORTER  
GANJ,LUCKNOW ROAD,GONDA PIN-271001  
PH :05262-231506.

**GREATER NOIDA**

1122.## JAISWAL MOTORS (5078), PLOT NO.  
31, SECTOR MUP-II GREATER  
NOIDA,DISTRICT - GAUTAM BUDH  
NAGAR,UTTARPRADESH PIN-201308  
PH :-9810062269/8485444/9212142269.  
1123.## KUMAR MOTORS (5343), M-8 SITE 5 UP  
SIDE, SURAJPUR, INDUSTRIAL  
AREA, GREATER NOIDA, DISTRICT-GOUTAM  
BUDH NAGAR,UTTAR PRADESH PIN-201306  
PH :0120-9911498777/2341088/9811496333.

**HAPUR**

1124.\* SRASTHI MOTORS (3078), NEAR UNITED  
BANK OF INDIA,DELHI ROAD,HAPUR,(U.P.)  
PIN-245101  
PH :950122-2305842/ 9412221608.

**HARDOI**

1125.## M. MOTORS & SERVICE CENTRE (3371),  
CHAND BEHTA,LUCKNOW  
ROAD,HARDOI,(U.P.) PIN-241001  
PH :05852-21734.  
1126.\*\* TAYAL AUTOMOTIVES (4285), SOHRA  
KOTHI,BAWAN CHUNGI,HARDOI PIN-241001  
PH :05852-234314, 9415149951.

**HATHRAS**

1127.## RADHEY RADHEY AUTOMOBILES (4344),  
NEAR BUS STAND,AGRA ROAD,HATHRAS  
PIN-204101  
PH :-9897069159.

**JAGDISHPUR (U.P.)**

1128.## SUPER AUTOMOBILES (3564), JAFARGANJ  
P.O.,INDUSTRIAL AREA,JAGDISHPUR,DISTT.  
SULTANPUR (U.P.) PIN-227817  
PH :05361-291168/9415177882.

**JAUNPUR**

1129.## SADGURU MOTORS (5071), FAIZBAGH  
(NEAR TOM OFFICE),UMARPUR  
JAUNPUR,JAUNPUR,UTTAR PRADESH  
PIN-222142  
PH :-9839318653.

**JHANSI**

1130.\* A.B. MOTORS (6022), 4  
KHATTERYANA,JHANSI PIN-273162  
PH :0510-2471865.  
1131.## JALIM PAINTER (5661), 1051, NEAR ADINATH  
HOTEL, STATION ROAD,JHANSI,DISTRICT -  
JHANSI,UTTAR PRADESH PIN-284001  
PH :-9415113566.

**KANNAUJ**

1132.## SARALA AUTO CARE (5854), G.T. ROAD,  
KANNAUJ,DISTRICT-KANNAUJ,UTTAR  
PRADESH PIN-209720  
PH :-9415167503.

**KANPUR**

1133.## KANPUR AUTO CENTRE (2823),  
14/142,CHUNNIGANJ,KANPUR PIN-208012  
PH :0512-2533160.  
1134.\* AJAY MOTOR WORKS PVT. LTD. (3134),  
117/N/81 KAKADEVO,KANPUR PIN-208001  
PH :0512-2501044.  
1135.\*\* EXCELLENT MOTORS (2968), 123/793  
FAZALGANJ,KANPUR PIN-208012  
PH :0512-2235666.  
1136.\*\* AUTO GARAGE (4266), P-22-A,PRATAP  
GANJ, FACTORY AREA,OPP GANDA  
NALA,KANPUR PIN-208012  
PH :0512-2236763.

\*\* A-Category Mass : Free & paid Service, Major repairs & Accidental repairs

## C-Category Mass : Free & paid Service & Minor repairs

\* B-Category Mass : Free & paid Service & Major repairs

# D-Category Mass : Free Service & Minor repairs

**MARUTI AUTHORISED SERVICE STATIONS (MASS) (AS ON 01.01.2018 )**

1137.\*\* SUJIPA MOTORS (4337),  
127/465,U-BLOCK,NIRALA NAGAR,KANPUR  
PIN-208014  
PH :0512-2643146/ 2618156.

1138.\*\* CHANDRA MOTORS (4458), 621/3 W-2  
JUH1,BEHIND SACHAN GUEST  
HOUSE,KANPUR PIN-208014  
PH :0512-3258159.

**KHAIRABAD**

1139.\* BAIG MOTORS PVT LTD (4165),  
KHAIRABAD,LUCKNOW  
ROAD,SITAPUR,UTTAR PRADESH  
PIN-261001  
PH :9307237710.

**KHALILABAD**

1140.## RATAN MOTORS (5645), RAILWAY STATION  
ROAD - KHALILABAD,DISTRICT- SANT KABIR  
NAGAR,UTTAR PRADESH PIN-272175  
PH :9415257705.

**KHATAULI**

1141.## EAGLE MOTORS (5142), OPPOSITE EW  
ROADWAYS,G.T. ROAD, NH -58  
KHATAULI DISTRICT -  
MUZAFFARNAGAR,UTTAR PRADESH  
PIN-251201  
PH :01396-9997039786/9897223327/273501.

**KHEKRA**

1142.\*\* KAILASAH MOTORS (5767), OPP TEHSIL  
,DELHI BAGHPAT  
ROAD,KHEKRA,DISTRICT-BAGHPAT,UTTAR  
PRADESH PIN-201101  
PH :0121-2232903.

**KOSIKALAN**

1143.\*\* ADITYA MOTORS (1940), IOC  
PUMP,NATIONAL  
HIGHWAY,KOSIKALAN,(U.P.) PIN-281001  
PH :05662-232657/9837050778.

**LAKHIMPUR KHERI**

1144.\*\* AJMANI TRACTORS (4143), NIGHASAN  
ROAD,LAKHIMPUR KHERI,UTTER PRADESH  
PIN-242001  
PH :05872-266340.

**LALITPUR**

1145.## YARDHMAN MOTORS (1073), SAGAR  
ROAD,LALITPUR,(U.P.) PIN-284403  
PH :05176-277996.

**LAMBHUA BAZAR**

1146.## VIKRAM MOTORS (3729), LAMBHUA  
BAZAR,SULTANPUR (DIST.),UTTAR  
PRADESH PIN-222302  
PH :05364-257380.

**LONI**

1147.## SAMBHAV AUTOMOBILES (5168), 31,RURAL  
INDUSTRIAL ESTATE,ARYA NAGAR  
INDUSTRIAL AREA,MAIN DELHI  
SHAHARANPUR HIGHWAY,UTTAR PRADESH  
PIN-201102  
PH :9311690878.

**LUCKNOW**

1148.## BALAJI MOTORS (1336), 1 NEWAL KISHORE  
ROAD,LUCKNOW (U.P) PIN-226001  
PH :0522-3956801.

1149.\*\* KALYAN MOTORS (1161), GOVT.  
POLYTECHNIC CROSSING,FAIZABAD  
ROAD,GOMTI NAGAR,LUCKNOW PIN-226001  
PH :0522-4049545-47.

1150.\*\* RELIANCE MOTORS CARE (1236), 7-B/1  
PRIME PALACE,FAIZABAD ROAD,INDIRA  
NAGAR,LUCKNOW PIN-226016  
PH :0522-2340366.

1151.\*\* GUD'S CAR CARE (2538), MAIN  
ROAD,NISHATGANJ,LUCKNOW PIN-226 006  
PH :0522-2330786/87.

1152.\*\* B.K. MOTORS (2537), KALYANPUR,RING  
ROAD,OPP. CARRIER CONVENT  
BOARD,LUCKNOW PIN-226015  
PH :0522-2760111.

1153.\* S.K. MOTORS (2449), 8/881 VIKAS  
NAGAR,PICNIC SPOT ROAD,KHURAM  
NAGAR,LUCKNOW PIN-226013  
PH :0522-2324809.

1154.\* V.S. MOTORS (4745), RAMADHIN SINGH  
INTER COLLEGE CAMPUS,BABU  
GANJ,LUCKNOW,UTTAR PRADESH  
PIN-226007  
PH :0522-9839522310/2788564.

1155.\* KRISHNA MOTORS (5026), BALAGANJ  
HARDOI ROAD,CHOWK  
LUCKNOW,DISTRICT LUCKNOW,UTTAR  
PRADESH PIN-226003  
PH :9839177777.

1156.\*\* KAPOOR MOTORS (5044), 555/GA/50,BARA  
BIRWA, KANPUR ROAD-ALAMBAGH  
LUCKNOW,DISTRICT - LUCKNOW,(UTTAR  
PRADESH) PIN-226005  
PH :9415080432.

1157.## GALAXY MOTORS (5274), KASHANA  
SITAPUR ROAD, NEAR SHIA,P G COLL,GEG -  
LUCKNOW,DISTRICT - LUCKNOW,UTTAR  
PRADESH PIN-226001  
PH :9305567878.

1158.\*\* MVV MOTORS (5531), A1/14, VIJAY KHAND,  
GOMTI NAGAR,LUCKNOW,DISTRICT -  
LUCKNOW,UTTAR PRADESH PIN-226010  
PH :0522-3247776.

1159.\* THE GARAGE (5479), BEHIND NEW  
HANUMAN MANDIR, MADIR  
PARK,MAHANAGAR - LUCKNOW,DISTRICT -  
LUCKNOW,UTTAR PRADESH PIN-226017  
PH :9236711634.

1160.\*\* KAPOOR MOTORS (1751), PLOT  
NO.380,NEAR GUNGA BAHARA  
SCHOOL,TILAK NAGAR,UTTAR PRADESH  
PIN-226004  
PH :252704.

**MAHOBA**

1161.## ROYAL SERVICE STATION (2238),  
HAMIRPUR CHUNGHI,KANPUR  
ROAD,MAHOBA,(U.P.) PIN-210427  
PH :05281-256194/252194.

**MAINPURI**

1162.# JATIN MOTORS (5540), GANESH MILL  
COLONY. RADHA RAMAN  
ROAD,MAINPURI,DISTRICT-MAINPURI,UTTA  
R PRADESH PIN-205001  
PH :9359843400.

**MARIAHU**

1163.## BABU MOTORS (5740), MACHALISHAHAR  
ROAD, NEAR POST  
OFFICE,MARIAHU,DISTRICT -  
JAUNPUR,UTTAR PRADESH PIN-222161  
PH :9919263663.

**MATHURA**

1164.## GIRIRAJ CAR CARE (5624), BIMAL ENGG  
COMPLEX,BAD,MATHURA PIN-281006  
PH :0565-2430821.

1165.\* SIYA RAM MOTORS (1666),  
JAYSINGHPURA,NEAR BIRLA  
MANDIR,MATHURA,(U.P.) PIN-281003  
PH :0565-2530210.

1166.\*\* NAND SERVICE STATION (3578), GOPAL  
PURA VILLAGE,REFINDERY  
TOWNSHIP,NH-2,MATHURA PIN-281006  
PH :0565-5416912.

1167.## SHREE GOPAL AUTOMOBILES (5664), DELHI  
BYE PASS ROAD, NEAR GOKUL  
RESTAURANT,MATHURA,DISTRICT -  
MATHURA,UTTAR PRADESH PIN-281001  
PH :0562-9760026760.

**MEERUT**

1168.## SARAN AUTOMOBILES LTD. (1078), DELHI  
ROAD,RITHANI,MEERUT PIN-250103  
PH :0121-2441986/3253074/93594506555.

1169.\*\* EXPERT CAR SCANNER (1174), 83 HILL  
STREET (KATH-KA-PUL),BEHIND ABU  
LANE,MEERUT CANTT.,(U.P.) PIN-245206  
PH :0121-2644860/9412201195.

1170.## KRISHNA AUTOMOBILES (5579), PLOT NO  
D-10, SHRADHA PURI,KANKARKHERA -  
MEERUT,DISTRICT - MEERUTI,UTTAR  
PRADESH PIN-250001  
PH :9927241738.

**MIRZAPUR**

1171.## PRABHAT MOTORS (4131), NH-7 REWA  
ROAD,CHANDAIPUR  
LAKHAMPUR,MIRZAPUR,(U.P.) PIN-231001  
PH :05442-245859.

**MOHANLAL GANJ**

1172.\*\* GURU TEG BAHADUR AUTO ENTERPRISES  
(4072), 4 SENANI VIHAR,RAI BAREILLY  
ROAD,MOHANLAL GANJ,LUCKNOW (U.P.)  
PIN-226001  
PH :0522-2442061.

**MORADABAD**

1173.## ASHISH AUTOMOBILES (1477), KANTH  
ROAD,MORADABAD,MORADABAD  
PIN-244001  
PH :0591-6533559.

**MUZAFFARNAGAR**

1174.## SIDDIQUI MOTOR WORKS (1339), ANSARI  
ROAD,MUZAFFARNAGAR (U.P) PIN-251001  
PH :031-2442626/9412476786.

**NAJIBABAD**

1175.## SETHI MOTORS (4557), C/O SETHI BOARD  
INDUSTRIES LIMITED,OPP. HINDUSTAN  
COCO-COLA BOTTLING PLANT,NAGINA  
ROAD, NAJIBABAD,DISTT. BIJNOR (UTTAR  
PRADESH) PIN-246763  
PH :01341-220087, 9837349688, 9837590800.

**NOIDA**

1176.## AUTO POINT (2263), C-107  
SECTOR-2,NOIDA,(U.P.) PIN-201301  
PH :0120-9810061814/9910397875.

1177.\* CITY MOTORS (3876), C-2 SECTOR  
63,NOIDA PIN-201307  
PH :2401772/9810427752.

1178.\*\* RAHUL MOTORS (4662), A-59  
SECTOR-80,PHASE-II,NOIDA,UTTAR  
PRADESH PIN-201303  
PH :0120-9810572900/9312271259/3963138.

1179.\*\* RAJESH & ANIL MOTOR CO (5330), B-110,  
SECTOR 2,NOIDA,DISTRICT - GAUTAM  
BUDDH NAGAR,UTTAR PRADESH PIN-201304  
PH :0120-9818578786/4211266/2539555.

\*\* A-Category Mass : Free & paid Service, Major repairs & Accidental repairs

## C-Category Mass : Free & paid Service & Minor repairs

\* B-Category Mass : Free & paid Service & Major repairs

# D-Category Mass : Free Service & Minor repairs

**MARUTI AUTHORISED SERVICE STATIONS (MASS) (AS ON 01.01.2018 )**

1180.## NANDA MOTORS (5733),  
B-180,PHASE-2,NOIDA,DISTRICT-NOIDA,UTT  
AR PRADESH PIN-201305  
PH :9566003839.

**OBRA**

1181.## APPRECIATE SERVICES (4678), BY PASS  
ROAD,ROBERTS GANJ,DISTRICT -  
SONEBHADRA,UTTAR PRADESH PIN-231216  
PH :05445-267266/9415323710.

**PHULPUR**

1182.## BHARAT MOTORS (6039), C/O  
KAUSHLENDRA PANDEY,  
PUREMABHARATG,PRATAPPUR  
ROAD,PHULPUR,DISTRICT-ALLAHABAD,UTT  
AR PRADESH PIN-244601  
PH :09554495877.

**PILIBHIT**

1183.\* UNIVERSAL MARUTI SERVICE STATION  
(4365), BYE PASS ROAD,PILIBHIT,UTTAR  
PRADESH PIN-262001  
PH :05882-255499/ 9412313499.

**PILKHUWA**

1184.\* SHREE BANKEY BIHARI MOTORS PVT. LTD.  
(6025), NH-24, DELHI-GARH  
ROAD,PILKHUWA,DISTRICT-GHAZIABAD,UT  
TAR PRADESH PIN-245307  
PH :9045548101.

**PRATAPGARH**

1185.\*\* SHREE MOTORS (4146), ALLAHABAD  
FAIZABAD ROAD,NH-96,CHILBILA  
RANJEETPUR,PRATAPGARH (UTTAR  
PRADESH) PIN-2300001  
PH :05342-236057/ 9415229257.

**RAI-BARELI**

1186.\*\* STANDARD GARAGE (4429), MANIKA  
CENEMA ROAD,NEAR INSPECTION  
HOUSE,RAE BAREILLY PIN-229001  
PH :0535-2701320.

**RAMNAGAR**

1187.## MAHI AUTOMOBILES (5532), SHANKARPUR  
RAMNAGAR,DISTRICT -  
NAINITAL,UTTARAKHAND PIN-244715  
PH :05947-254740.

**RAMPUR (U.P)**

1188.## FIZZA MOTORS (2241), NEAR AMBEDKAR  
PARK CIVIL LINES,RAMPUR (U.P.)  
PIN-244901  
PH :0595-2355009.

**RATH**

1189.## MARUTI POINT (4228), ROOP NAGAR,  
BUDHOLIYANA,NEAR BUS STAND, ORAI  
ROAD,RATH,DIST. HAMIRPUR (U.P)  
PIN-210431  
PH :05280-202427/9415331721.

**RENUKUT**

1190.## AMBIKA MOTORS (1050), PATEL  
NAGAR,MURDHAWA,RENUKUT,SONBHADR  
A (U.P.) PIN-231217  
PH :05446-252238.

**RIHAND NAGAR**

1191.## OUDH MOTORS (4421), RIHAND  
NAGAR,SONEBHADHRA,(U.P.) PIN-231223  
PH :05446-232321/ 9415230855.

**ROBERTSGANJ**

1192.\* KAMAKHYA AUTOMOBILES (4163), PIPRI  
ROAD,ROBERTSGANJ,SONEBHADRA (U.P)  
PIN-231216  
PH :05444-223022/9415342706.

**SADABAD**

1193.## ASHU SERVICE CENTRE (5849), AGRA BYE  
PASS  
ROAD,SADABAD,DISTRICT-HATHRAS,UTTAR  
PRADESH PIN-281306  
PH :09759594110.

**SAHARANPUR**

1194.## GANESH CAR SERVICES (1871), OPP.  
REMOUNT DEPOT GATE,DEHRADUN  
ROAD,SAHARANPUR PIN-247001  
PH :0132-26626711/2613997/9358306804.

**SAHIBABAD**

1195.\*\* SANSAR MOTORS PVT. LTD. (2061), 11/27  
SECTOR-3,RAJINDER  
NAGAR,SAHIBABAD,DISTT. GHAZIABAD  
PIN-201005  
PH :0120-4109879/4109880.

1196.## POOJA MOTORS (3562), TEELA  
MORE,SHAHBAJPUR,LONI,DISTT.  
GHAZIABAD (U.P.) PIN-201010  
PH :0120-9810986463.

1197.## MEHAR AUTOMOBILES (3576), 116/1 NEAR  
GDA MARKET,G.T. ROAD,KATORI MILL  
MOHAN NAGAR,GHAZIABAD PIN-201007  
PH :9711201557/9871832662.

1198.\*\* MOTOR MAGIC AUTO ZONE (4462), 4/29-A  
SITE-IV,INDUSTRIAL  
AREA,SAHIBABAD,DISTT. GHAZIABAD  
PIN-201007  
PH :0120-4163108/4163109.

1199.\*\* PANDIT AUTOMOBILES (4647), 3/1/1 SITE-IV,  
INDUSTRIAL AREA,SAHIBABAD,OPP.  
KAUSHAMBI, GHAZIABAD,(UTTAR  
PRADESH) PIN-201005  
PH :0120-2776808/ 4114808.

**SANDILA**

1200.## SUBHAM SERVICE CENTRE (4042), NEAR  
NEHA KOTHI ROAD,SANDILA,HARDOI  
PIN-241204  
PH :05854-270443.

**SHAHJAHANPUR**

1201.## SUPER AUTO (3135), OLD DIST. HOSPITAL  
ROAD,SHAHJAHANPUR (U.P.) PIN-242001  
PH :05842-223545.

**SHAMLI**

1202.## ROYAL MOTORS (5277), PANIPAT KARANA  
ROAD,SHAMLI,SHAMLI,UTTAR PRADESH  
PIN-247776  
PH :9837138064/61.

**SHIKOHABAD**

1203.## KUMAR MOTORS (5575), SUBHASH TIRAHA,  
AGRA GATE - SIKOHABAD,DISTRICT -  
FEROZABAD,UTTAR PRADESH PIN-205135  
PH :9411937033.

**SIDDHARTH NAGAR**

1204.## MARUTI CARE CENTRE (2736), OPP.  
SIDDHARTH SCHOOL,AZAD  
NAGAR,SIDDHARTH NAGAR,(U.P.)  
PIN-272207  
PH :05544-220990.

**SIKANDRABAD**

1205.## NALIN AUTOS (1725), G.T.  
ROAD,SIKANDRABAD,DISTT.  
BULANDSHAHAR,(U.P.) PIN-203205  
PH :05735-222802/9412227155.

**SIRSAGANJ**

1206.## SATGURU MOTORS (3739), BYE PASS  
KAURARA ROAD,SIRSAGANJ DISTT.  
FIROZABAD,ETAWAH-AGRA  
ROAD,SIRSAGANJ (U.P.) PIN-205130  
PH :05676-22563.

**SONEBHADRA**

1207.## OUDH SERVICE STATION (2925), SHAKTI  
NAGAR,SONEBHADRA PIN-231222  
PH :05446-232321.

**SULTANPUR**

1208.## HINDUSTAN AUTO GARAGE (1360),  
BARHAIYA BEER RD.,(ADJ.BUS  
STAND),SULTANPUR (U.P) PIN-228001  
PH :05362-222838.

**VARANASI**

1209.\*\* MISHRA ENGINEERS (4957), S-4/68,NAI  
BASTI, PAHARIA,VARANASI,UTTAR  
PRADESH PIN-221002  
PH :0542-9415301483.

**UTTARAKHAND**

**BAZPUR**

1210.## TARAI AUTOMOBILE ENGG WORKS (4459),  
GURUTEG BAHADUR ROAD,U.S.  
NAGAR,BAZPUR,UTTARANCHAL PIN-262401  
PH :05949-281342/ 9412945672.

**BHAGESWAR**

1211.## SHREE ISHT DEV AUTOMOBILES (4570),  
GARUR ROAD,MOTA SIMAL,DIST.  
BAGESHWAR,UTTARANCHAL PIN-263642  
PH :05963-220699/ 220149/ 9412094543.

**DEHRADUN**

1212.## ASHIRWAD MOTORS (5144), CANAL  
ROAD,NEAR BALLUPUR  
CHOWK,DEHRADUN,UTTARANCHAL  
PIN-248001  
PH :0133-6454745/ 9997232599.

1213.## KRIPALESHWARI MOTORS (4475),  
HARIDWAR ROAD,NEAR LIC  
BUILDING,DEHRADUN,UTTARANCHAL  
PIN-248001  
PH :0135-2671712/ 9412963384.

1214.\* SHREE RAM AUTOMOBILES (5068), NEAR  
TEHSIL,CHAKROTA ROAD,VIKAS NAGAR-  
DEHRADUN,UTTARANCHAL PIN-248001  
PH :01360-9897731200/253601.

1215.## UNIVERSAL AUTOMOBILES (5574),  
F-107,UPSIDC INDUSTRIAL AREA,SELA  
QUI,DEHRADUN,DISTRICT -  
DEHRADUN,UTTRAKHAND PIN-248011  
PH :0315-9927334346.

1216.## HANS LAKHERA MOTORS (5032), JOGI  
WALA RING ROAD,NATHAPUR  
APPARTMINT,NEAR NEHRU GRAM POST  
OFFC,MASSOORI BYEPASS, DEHRADUN  
PIN-248001  
PH :0133-9897456677/2678844/9412933332.

1217.\* HARYAL SERVICE STATION (5340), BAREILY  
ROAD, GUAJALI -  
TALLI,HALDWANI,DISTRICT -  
NAINITAL,UTTARAKHAND PIN-263139  
PH :9997200227.

1218.## EXCEL MOTORS & ENGG. WORKS (3827),  
RAMPUR ROAD,NEAR STM FOREST  
HOSPITAL,HALDWANI,NAINITAL PIN-263136  
PH :05946-235384.

\*\* A-Category Mass : Free & paid Service, Major repairs & Accidental repairs

## C-Category Mass : Free & paid Service & Minor repairs

\* B-Category Mass : Free & paid Service & Major repairs

# D-Category Mass : Free Service & Minor repairs

MARUTI AUTHORISED SERVICE STATIONS (MASS) (AS ON 01.01.2018 )

HARIDWAR

1219.## PREET MOTORS (5561), SHRI NATH NAGAR,RAILWAY ROAD, JAWALPUR - HARIDWAR,DISTRICT - HARIDWAR,UTTARANCHAL PIN-249407 PH :01334-250094/9412022430.

KANKHAL

1220.## HIGHWAY MOTORS (4261), NEAR SINGH DWAR CHOWK,ROORKEE-HARDWAR BY PASS ROAD,POST OFFICE, GURUKUL KANGRI,KANKHAL, DISTT HARDWAR PIN-380052 PH :01334-246999, 243125, 9837039946,9412074578,9412072889.

KASHIPUR

1221.## KRISHNA AUTOMOBILES (4824), MORADABAD ROAD,KASHIPUR PIN-244713 PH :05947-276079.

1222.## OM MOTORS (4329), NH-74 KASHIPUR MORADABAD HIGHWAY,(KHASRA NO.1343),KASHIPUR,DIST. UDAM SINGH NAGAR (UTTARAKHAND) PIN-244713 PH :05947-273944/ 9837719072.

KICHHA

1223.## SHREE SHYAM JI AUTO SERVICE CENTRE (5648), BAREILY ROAD, KICHHA,DISTRICT-UDHAM SINGH NAGAR,UTTRAKHAND PIN-263148 PH :05944-265033/9837033377.

KOTDWARA

1224.## BHATT MOTORS (1775), NAJIBABAD ROAD,KOTDWARA,(GARHWAL),UTTARANCHAL PIN-246149 PH :01382-225553/9412081333.

LAKSAR

1225.# SHIV AUTOMOBILES (5560), 110/1/3 BALAWALI ROAD,LAKSAR,DISTRICT - HARIDWAR,UTTARANCHAL PIN-247663 PH :9719054422.

LOHRIASAL MALLA

1226.## ANJANI SERVICE CENTRE (5552), NEAR BLOCK OFFICE, KALADHUNGI ROAD,LOHRIASALMALLA,DISTRICT - NAINITAL,UTTARAKHAND PIN-263139 PH :-9837098699.

NEW TEHRI

1227.## BHAGIWATI SERVICE CENTER (4472), SECTOR-8E/537,NEAR STADIUM, BARURI,NEW TEHRI, GARWAL (UTTRANCHAL) PIN-2249001 PH :01376-232341/ 9412394776/9759282913.

PAURI

1228.## KRISHNA MOTORS (5957), SHRINAGAR ROAD, NEAR KARGIL SHAHEED PETROL,PUMP, PAURI,DISTRICT-PAURI GARHWAL,UTTRANCHAL PIN-246001 PH :01368-222677.

PITHORAGARH

1229.## MAHAKALI MOTORS (4142), DHARCHULA ROAD,RAI BRIDGE,PITHORAGARH,UTTARANCHAL PIN-262501 PH :05964-9412168976/9897922203.

1230.## CAR CARE CENTER (4371), CANT ROAD,PITHORAGARH,UTTARANCHAL PIN-262501 PH :05964-228388/9412428288.

RANIKHET

1231.## LATIF MOTOR WORKS (3269), SADAR BAZAR,GANDHI CHOWK,RANIKHET,(UTTARANCHAL) PIN-263645 PH :05906-220225.

RISHIKESH

1232.\* RAKESH AUTOMOBILE ENGINEERS (1464), OPP. BHARAT MANDIR INTER COLLEGE,HARDWAR ROAD,RISHIKESH PIN-249201 PH :0135-2430918/2431918/9412051655.

1233.## GARHWAL GASOLINE STATION (3639), H.P. PETROL PUMP,LAXMAN JHULA ROAD,RISHIKESH PIN-249 201 PH :0135-430351,438626,432617.

ROORKEE

1234.## DUM DUM ENGG. WORKS (1343), 72 CIVIL LINES,NEW HARDWAR ROAD,ROORKEE (U.P) PIN-247667 PH :01332-272903/9412070962.

1235.## ROORKEE AUTO SCANNERS (2675), 786 WEST AMBER TALAB,RAM NAGAR CHOWK,ROORKEE PIN-247667 PH :01332-262467/9837032367.

RUDRAPRAYAG

1236.## RAJESHWARI AUTOMOBILES (5669), BADRINATH ROAD, GHOLTIR,RUDRAPRAYAG,DISTRICT - RUDRAPRAYAG,UTTARANCHAL PIN-246141 PH :-9997771107.

RUDRAPUR

1237.\*\* CORUS MOTORS (5059), D1 D2.20/1, NANITAL ROAD,DISTRICT - U.S. NAGAR,UTTARAKHAND PIN-263153 PH :05944-9927500007/241310.

1238.\*\* BALAJI SERVICE CENTRE (1335), HALDWANI ROAD,RUDRAPUR (NAINITAL),(U.P) PIN-248197 PH :05944-243385.

SIMLI

1239.## PINDER AUTOMOBILES (5527), PLOT # C6-C9,INDUSTRIAL AREA,NEAR KARNAPRAYAG - SIMLI,UTTARANCHAL PIN-251001 PH :01363-9412977249/9837424700/247412/24755 4.

SITARGANJ

1240.## SHRI RAM MOTORS (5833), AGARWAL BHAWAN, BYE PASS ROAD,SITARGANJ,DISTRICT-UDHAM SINGH NAGAR,UTTARANCHAL PIN-242605 PH :05948-254083/9927131111.

VIKASNAGAR

1241.## SOUMYA MOTORS (4272), CHAKRATA ROAD,BEHIND STATE BANK OF INDIA,VIKASNAGAR,DISTT. DEHRADUN (U.A) PIN-248198 PH :01360-252951/ 9412382490/9319799470.

WEST BENGAL

ALIPUR DUAR

1242.## PRADDYOUT AUTOMOBILE WORK (653), PURAN BAZAR,P.O. ALIPURDUAR,JALPAIGURI,WEST BENGAL PIN-736121 PH :03564-255410/9434192320/9832487473.

ARAMBAGH

1243.## MARUTI ZONE (3748), VILLAGE - GARBARI, P.O. DIHIBAIRA,P.S. ARAMBAGH,DISTT. HOOGHLY,WEST BENGAL PIN-712601 PH :03211-258899, 9749139776.

ASANSOL

1244.\*\* WEST END MOTORS (1665), KALYANPUR SATELITE TOWNSHIP PROJECT,KANYAPUR LINK ROAD, PALASHDIAH MORE,PO-KANYAPUR,ASANSOL, WESTBENGAL PIN-713341 PH :0341-9233317323.

1245.## AGARWALLA AUTO SERVICE (3122), 181 BURNPUR ROAD,P.O. BURNPUR,DT. BURDWAN,(WEST BENGAL) PIN- 713 325 PH :0341-2255300/9832123211.

BAHRAMPUR

1246.## NARAYAN BUS SERVICE (656), 17 RABINDRA THAKUR ROAD,P.O. BAHARAMPUR (WEST BENGAL) PIN-742101 PH :03482-224516/9732628065.

1247.\* MARUTI CARE (3674), NH-34 UTTARPARA MORE,P.O. RADHARGHAT,BERHAMPORE,MURSHIDABA D (WEST BENGAL) PIN-742187 PH :03482-226428/9732444000/9434394040.

BALURGHAT

1248.## GHOSH AUTOMOBILES (2644), NARAYANPUR,BALURGHAT,DAKSHIN DINAJPUR PIN-733 101 PH :03522-255411, 9434963493/9474141384.

BANDEL

1249.## CAR HOSPITAL (3675), 2 NO. NETAJI PARK,G.T. ROAD,(OPP. MILITARY COLONY),BANDEL (WEST BENGAL) PIN-712123 PH :033-2631 8639/9831264416/ 9883178879.

BARRACKPORE

1250.## SAMANTA AUTOMOBILES PVT. LTD. (268), CHIRIMORE,BARRACKPORE,NORTH -24 PARGANAS,WEST BENGAL PIN-743101 PH :033-25120820/25420067/5600067/5600820/ 9831823079.

1251.## SPEED AUTOMOBILE (5445), BARRACKPORE-BARASAT ROAD,SEWLI, BARRACKORE,DISTRCT - 24-PARAGANAS (NORTH),(WEST BENGAL) PIN-700121 PH :033-9836561219.

BIRPARA

1252.## PRATAP ENGINEERING WORKS (5246), NH-31, DEMDIMA,PO-BIRPARA,DISTRICT JALPAIGURI,WEST BENGAL PIN-735204 PH :03563-9434216975/9468023768/266486.

BOLPUR

1253.## BASUNDHARA AUTOMOBILES (4241), GOAL PARA,BOLPUR SURI ROAD,BOLPUR PIN-731204 PH :03463-254644, 9832132851.

CHINSURAH

\*\* A-Category Mass : Free & paid Service, Major repairs & Accidental repairs

## C-Category Mass : Free & paid Service & Minor repairs

\* B-Category Mass : Free & paid Service & Major repairs

# D-Category Mass : Free Service & Minor repairs



**MARUTI AUTHORISED SERVICE STATIONS (MASS) (AS ON 01.01.2018 )**

1254.## UNIVERSAL AUTO REMEDY (648), C/O MR. BN CHATTERJEE, BHAGABOTI DANGA KHADINA MORE, PO CHINSURAH, HOOGHLY PIN-711202  
PH :033-9748457883/26860303/26860090.

**COOCH BEHAR**

1255.## PROVA AUTOMOBILES (2846), CHAKCHAKA CHECK POST, NH-31, COOCH BEHAR, (WEST BENGAL) PIN-736101  
PH :03582-258082/236204/9434174309/9434174309.

**DHALKOLA**

1256.## ZAINAB MOTORS (5738), NEAR NEW BUS STAND, NH-34, DALKHOLA, NORTH DINAJPUR, WEST BENGAL PIN-733201  
PH :9002524077.

**DINHATA**

1257.## DINHATA AUTOMOBILES (5739), BALRAMPUR ROAD PO/PS, DINHATA, DISTRICT-COOCHBEHAR, WEST BENGAL PIN-736135  
PH :03581-259087/933937795 / 9434256518.

**DURGAPUR**

1258.## THE QUICKEST (2879), BANS KOPA, (NEAR PARADISE INN), G.T. ROAD, DURGAPUR PIN-713212  
PH :0343-2520805/9832165126/9749865126.

**FARAKKA**

1259.\*\* SPEED WHEEL SERVICE CENTRE (1056), TTS HCC COLONY, FARAKKA, P.O. NABARUN, DISTT. MURSHIDABAD (W.B.) PIN-742236  
PH :03485-252691/252269/9434101917/9434752269.

**HABRA**

1260.## EVERGREEN AUTOMOBILES & ENGINEERING WORKS (4666), BIRA JOYPUL, HABRA, NH-35, WEST BENGAL PIN-743234  
PH :03216-269852/9333737566/269852/9830485232/9332906057.

**HALDIA**

1261.\*\* S.D. REPAIRING CENTRE (2168), I.O.C. GATE NO.1, P.O. HALDIA OIL REFINERY, HALDIA, DISTT. MIDNAPORE (W.B.) PIN-721606  
PH :03224-252152/645146/9434021405.

**HOWRAH**

1262.## GREWAL AUTO SERVICE (1570), 97/1 FORESHORE ROAD, SHIBPUR, HOWRAH PIN-711102  
PH :9831017806/26787250/26787024.

1263.## WHEEL WORKS (5063), GIP COLONY JAGACHA, KONA EXPRESS WAY, HOWRAH, DISTRICT - HOWRAH, WEST BENGAL PIN-711112  
PH :033-9830044007/26575467.

**JAIGAON**

1264.\*\* SHAKTI TRADING CO. (770), M.G. ROAD, JAIGAON PIN-736182  
PH :0356-263241, 9547540605, 9233780027.

**JALPAIGURI**

1265.## AUTOSTEL (646), SAKOAJHORA, P.O. GAIRKATA, DIST. JALPAIGURI, (W.B.) PIN-735212  
PH :03567-233116/9934111868.

1266.\*\* S.S. AUTOMOBILES (3664), ASSAM MORE, JALPAIGURI, WEST BENGAL PIN-735101  
PH :03561-9434340252/256565.

**KALYANI**

1267.## GOPAL AUTO SERVICE CENTRE (3373), B.K. EXPRESSWAY, BUDHA PARK, KALYANI, NADIA (WEST BENGAL) PIN-741235  
PH :033-25822481/9831010481.

1268.## KRISHNA ENGINEERING WORKS (5270), PLOT NO.199, KANTABELE, O.N.G.C. ROAD, KALYANI EXPRESS ROAD, PO: GHORAGACHHA, PS - KALYANI, WEST BENGAL PIN-741235  
PH :9339964302/9378283965.

**KOLKATA**

1269.\*\* AUTOKRAFT (620), F 1/G-3, RIC IND. ESTATE UPEN BANERJEE ROAD, PARNASREE, CALCUTTA (W.B) PIN-700060  
PH :033-24925747/24925299/24078938/9830330090.

1270.\* BHAWANIPUR AUTO CENTRE (628), 49 S.P. MUKHERJEE ROAD, CALCUTTA, (W.B) PIN-700 026  
PH :033-24753130/2476601/9831783130.

1271.## CAMAC (621), 2/E CAMAC STREET, CALCUTTA, (W.B) PIN-700016  
PH :033-9831093716/22296781.

1272.\*\* DIAL AUTOMOBILES PVT. LTD. (643), 162 A PARY MOHAN RAY ROAD, CALCUTTA, (W.B) PIN-700027  
PH :033-24484393/9830552491.

1273.\*\* MOTORKRAFT (635), P-149 REMOUNT ROAD, CALCUTTA, (W.B) PIN-700027  
PH :033-9830330090/24480737.

1274.## RUSSA ROAD SERVICE STATION (622), 30 SP MUKERJEE ROAD, CALCUTTA, (W.B) PIN-700025  
PH :033-9748757842/24533384/24551146.

1275.## YOUNG AUTOMOBILES (637), 50/2 HAZARA ROAD, CALCUTTA, (W.B) PIN-700019  
PH :033-24753944/9433552047/ 9830250904.

1276.\* DELUXE SERVICE STATION (672), P-256 257 CIT ROAD, CALCUTTA PIN-700010  
PH :033-23710012/23630151/9830062952/9830062979.

1277.\*\* NORTH POINT MOTORS PVT. LTD. (344), DUTTO BAGAN - 3D/1 BUS TERMINUS, 64/2B BELGACHIA ROAD, CALCUTTA PIN-700037  
PH :033-9830220089/25560501/25573826.

1278.\*\* ADAMS MOTOR WORKS (465), 61 A SHAKESPEARE SARANI, CALCUTTA, CALCUTTA PIN-700017  
PH :033-9831020888/22876402/22807414.

1279.\* MARUTI LINK (1633), CK-12 SECTOR 2, SALT LAKE, CALCUTTA PIN-700091  
PH :033-23586921/23590675/9433004520/9831180421.

1280.\*\* R.S. SERVICE CENTRE (1948), 1/2 MAHENDRE ROY LANE, CALCUTTA, CALCUTTA PIN-700046  
PH :033-9831036017/9903992685/65293726.

1281.## AUTO SCAN (2272), 100/1 B.T. ROAD, CALCUTTA, CALCUTTA PIN-700090  
PH :033-9231622309/25315066.

1282.\* PRINCE MOTOR WORKSHOP (2845), TM - 2/8 TEGHARIA, P.O. HATIARA, CALCUTTA PIN-700059  
PH :033-9836392945/ 9831555451/25703948.

1283.## INTERNATIONAL AUTO WORKS (2648), 48-C SOUTH TANGRA ROAD, KOLKATA PIN-700046  
PH :033-9331265805/23282119.

1284.## SONA AUTO UDYOG (3144), 1404 PURBACHAL MAIN ROAD, OPP. KALIKAPUR MARKET, KOLKATA PIN-700099  
PH :033-9331054525/2484373/24840682.

1285.## CLASSIC ENGINEERING WORKS (3171), C/O CLASSIC ENGINEERING WORKS, 620 D H ROAD BEHALA INDUSTRIAL ESTATE, PLOT NO.G-1, KOLKATA PIN-700034  
PH :033-9831773168/24477502.

1286.## FORTUNE AUTO CARE (3167), 16 G/6 KHANPUR ROAD, KOLKATA, (W.B.) PIN-700047  
PH :033-24214439, 9831754527, 9831737980.

1287.## SUNNY AUTOMOBILE (3166), 105/H/18 BIDHAN NAGAR ROAD, KOLKATA PIN-700067  
PH :033-9830392097/23562693.

1288.## ULTRA CRAFT (4643), 103/1B, RAJA DINENDRA STREET, KOLKATA, WEST BENGAL PIN-700006  
PH :033-9830741255/23525006/5161.

1289.## ROYAL CALCUTTA AUTOMOBILES (4651), 68 BROAD STREET, KOLKATA PIN-700019  
PH :033-9831299851/ 9883250911/22892829.

1290.## TECHNO AUTO WORKS (4669), 619, RAJA RAM MOHAN ROY ROAD, BIREN ROY ROAD EAST, BEHALA, KOLKATA PIN-700008  
PH :033-9830111258/24068823/9939.

1291.## ZENITH AUTO (5529), BOHLA NATH SARANI, CHINAR PARK, RAJARHAT, KOLKATA-700157, DISTRICT - KOLKATA, WEST BENGAL PIN-700059  
PH :033-9830643781/9830474175/9433904110/9433951707/65689931.

1292.## ZO VAN AUTOMOBILES PVT. LTD (5578), 42/A1B, RAJA SANTOSH ROAD, KOLKATA, DISTRICT - KOLKATA, WEST BENGAL PIN-700027  
PH :033-24792490/24498004/9874795704.

1293.\* RAJ AUTO SERVICE (5338), 35. CANAL EAST ROAD, KOLKATA, WEST BENGAL PIN-700011  
PH :033-9831103901/23542996.

**KRISHNANAGAR**

1294.## TARA MA AUTOMOBILES (1947), BATHUANGLA, KRISHNA NAGAR, DISTT. NADIA (W.B.) PIN-741101  
PH :03472-2722371/652357/9431054765.

1295.## HIGHWAY SERVICE CENTRE (4455), ASHA DEEP, NH-34, KRISHNANAGAR, NADIA, WEST BENGAL PIN-741101  
PH :03472-9434165494/9831186730.

**MADHYAMGRAM**

1296.\* PAUL AUTOMOBILES (671), JESSORE ROAD, MADHYAMGRAM, DOHARIYA PO GANGANAGAR, DISTT 24 PGNS NORTH PIN-700129  
PH :033-9830239001/69904062/28261051.

\*\* A-Category Mass : Free & paid Service, Major repairs & Accidental repairs

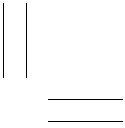
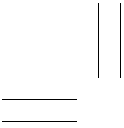
## C-Category Mass : Free & paid Service & Minor repairs

\* B-Category Mass : Free & paid Service & Major repairs

# D-Category Mass : Free Service & Minor repairs

MARUTI AUTHORISED SERVICE STATIONS (MASS) (AS ON 01.01.2018 )

|                      |  |                  |   |
|----------------------|--|------------------|---|
| 1297.##              | J. G BEHAL AUTO (4653),<br>DOLTALA,GANGANAGAR,MADHYAMGRAM,K<br>OLKATA (WEST BENGAL) PIN-700129<br>PH :033-9831094430/25268294/64511516.                            | 1306.**          | CAR CARE (1950), B.T.<br>ROAD,SODEPUR,P.O.: SUKCHAR,24<br>PARGANAS (NORTH) PIN-700115<br>PH<br>:033-25830783/25832786/25635800/983004917<br>7.                  |
| <b>MALDA</b>         |  | <b>SRIRAMPUR</b> |   |
| 1298.##              | ABHISEK AUTO CENTRE (1976),<br>N.H.34,NEAR ST. XAVIER SCHOOL,P.O.<br>MOKDUMPUR,DISTT. MALDA (W.B.)<br>PIN-732101<br>PH :03512-9434065360/253987.                   | 1307.*           | MARUTI AUTO CENTRE (2167), 85/18 G.T.<br>ROAD (WEST),PO :<br>MULLIKPARA,SRIRAMPUR,HOOGLY (W.B.)<br>PIN-712203<br>PH :033-9831299543/ 9331884559/26225634.       |
| <b>MIDNAPORE</b>     |  | <b>SURI</b>      |   |
| 1299.#               | CHATTERJEE AUTOMOBILE (4960),<br>INDUSTRIAL GROWTH AREA,KHASJANGAL<br>(NEAR<br>KERANICHOTI),MIDNAPORE,DISTRICT-PAC<br>HIM MIDNAPORE PIN-721101<br>PH :9434043558.  | 1308.##          | PANCHANATH AUTOMOBILES (4456),<br>BROJARGRAM BARABAGAN,BAKRESWAR<br>PATHARCHAPURI HIGHWAY<br>MORE,SURI,WEST BENGAL PIN-731101<br>PH :03462-9831823079/25920182. |
| <b>NARENDRAPUR</b>   |  | <b>ULUBERIA</b>  |   |
| 1300.##              | A.M. AUTOMOBILES (3175),<br>KAMALGAZI,NARENDURPUR,KOLKATA,(WE<br>ST BENGAL) PIN-700103<br>PH :033-9836038971/2477 3402.  | 1309.##          | APSARA SERVICE STATION (3374), NEAR<br>BANITABLA CHECKPOST,ON<br>NH-6,ULUBERIA, (W.B.) PIN-711316<br>PH :033-9836084524/26610656.                               |
| <b>PURULIA</b>       |  |                  |   |
| 1301.##              | BANERJEE AUTO SERVICE (640),<br>S.P.BANERJEE ANALBILA VILLA,RANCHI<br>ROAD,PURULIA,(W.B) PIN-723101<br>PH :03252-9434656942/223228.                                |                  |   |
| <b>RAGHUNATHGANJ</b> |  |                  |   |
| 1302.##              | AUTO WHEEL (4427), UMARPUR,<br>NH-34,GHORSHALA,RAGHUNATH<br>GANJ,MURSHIDABAD (WEST BENGAL)<br>PIN-742225<br>PH :03488-9434083866/267261.                           |                  |   |
| <b>RUPNARAYANPUR</b> |  |                  |   |
| 1303.##              | L. K. MOTORS (3477), NH 2 BYPASS,POINT<br>(CHOWRANGI),RUPNARAYANPUR<br>(CHALBALPUR),BURDWAN PIN-713343<br>PH :0341-2513800/9434107787.                             |                  |   |
| <b>SILIGURI</b>      |  |                  |   |
| 1304.#               | BHAWANI MOTOR GARAGE (4844),<br>BIDYASAGAR PALLY,NEAR RISHI BHAWAN,<br>BURDWAN ROAD,SILIGURI,WEST BENGAL<br>PIN-734405<br>PH :0358-9434152177/ 9434376860/2500418. |                  |   |
| 1305.#               | MUM AUTO WORKS (4835), NEAR DELHI<br>PUBLIC SCHOOL,PANCHANAI<br>(DAGAPUR),SILIGURI,WEST BENGAL<br>PIN-734003<br>PH :9832068537.                                    |                  |   |
| <b>SODEPUR</b>       |  |                  |   |



**MEMO**

-----

-----

-----

-----

-----

-----

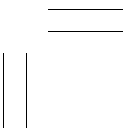
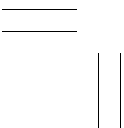
-----

-----

-----

-----

-----



**MEMO**

-----

-----

-----

-----

-----

-----

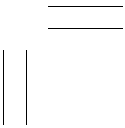
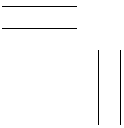
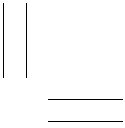
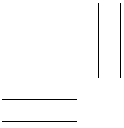
-----

-----

-----

-----

-----



**MEMO**

Handwriting practice area with 12 horizontal dashed lines.

**MEMO**

-----

-----

-----

-----

-----

-----

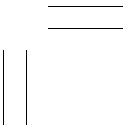
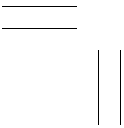
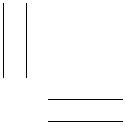
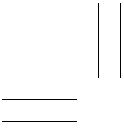
-----

-----

-----

-----

-----



**MEMO**

Handwriting practice area with 12 horizontal dashed lines.

**MEMO**

-----

-----

-----

-----

-----

-----

-----

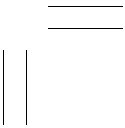
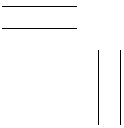
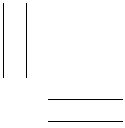
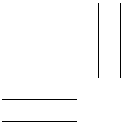
-----

-----

-----

-----





**MEMO**

Handwriting practice area with 12 horizontal dashed lines.

**MEMO**

-----

-----

-----

-----

-----

-----

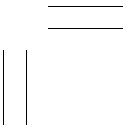
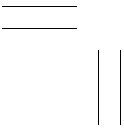
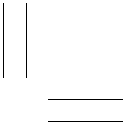
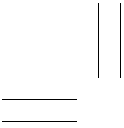
-----

-----

-----

-----

-----



**MEMO**

Handwriting practice area with 12 horizontal dashed lines.

**MEMO**

-----

-----

-----

-----

-----

-----

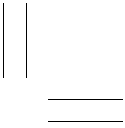
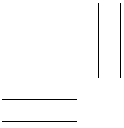
-----

-----

-----

-----

-----



**MEMO**

-----

-----

-----

-----

-----

-----

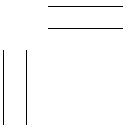
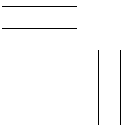
-----

-----

-----

-----

-----



**MEMO**

-----

-----

-----

-----

-----

-----

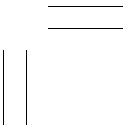
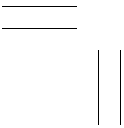
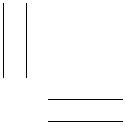
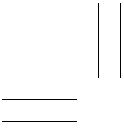
-----

-----

-----

-----

-----



**MEMO**

Handwriting practice area with 12 horizontal dashed lines.

**MEMO**

-----

-----

-----

-----

-----

-----

-----

-----

-----

-----

-----